

**Halibut mitogenomics: A study of the complete
mitochondrial genome sequences of Atlantic-, Pacific- and
Greenland halibut.**

A master thesis in molecular biology

Master of Aquaculture

By

Kenneth Andre Mjelle

Department of Fisheries and Natural Sciences

Bodø Regional University

August 2006

Acknowledgement

This work was done at the Department of Fisheries and Natural Sciences, Bodø Regional University, from August 05 to May 06.

I am grateful to my supervisor Steinar Johansen for establishing the group in molecular biology at Bodø Regional University. Both he and supervisor Truls Moum have provided valuable advice during the whole process of work with this thesis.

Thanks to Tor Erik Jørgensen for striving to keep the lab a nice and tidy place to work, and for the initial work performed on Atlantic halibut. I am also thankful to Bård Ove Karlsen for teaching me basal lab techniques.

Arild Eeg at Risør aquarium, Ruth Withler at Fisheries and Oceans Canada - Pacific Region and Michael E. Cobb kindly provided samples of several species in this study.

Ragna Breines, I still owe you a trip to Stetind or that bag of jelly-bears for helping me with figures. The choice is yours.

Kristin Pedersen, thanks for your immense patience and tolerance the last year.

Bodø, August 2006

Kenneth Andre Mjelle

Content

Summary.....	5
Introduction	6
The Pleuronectidae family.....	6
Population studies of Atlantic halibut	9
Organelles: Mitochondria and plastids.....	10
The organization of organelle genomes.....	10
Vertebrate mitochondrial genomes.....	11
Transmembrane helices in mitochondrial proteins.....	13
Organization of the fish mitochondrial DNA.....	14
The genetic code for vertebrate mitochondrial DNA.....	14
Codon usage bias	16
Molecular markers.....	16
Phylogenetic analysis	17
Aims of the study.....	21
Materials	22
Methods	25
DNA extraction.....	25
Polymerase chain reaction (PCR).....	25
PCR primer pairs	26
Agarose gel electrophoresis.....	30
Extraction of DNA from gel.....	31
Cloning of the fragments into the TOPO vector.....	31
Screening for recombinants.....	32
Sequencing.....	33
Bioinformatics	33
Results	35
Genome content.....	35
Protein coding genes.....	39
Ribosomal RNA genes	39
Transfer RNA genes	40
Non coding regions.....	45
Base composition.....	52
Codon usage bias	52
Intraspecific variation in nucleotide sequences.....	57
Nucleotide diversity compared in Atlantic-, Pacific- and Greenland halibut.....	63
Intraspecific variation in amino acid sequences.....	65
Interspecific variation in amino acid sequences.....	66
Non-conservative amino acid substitutions.....	67
Transmembrane helices	68
Phylogenetic investigation of mtDNA sequences from Pleuronectiform species.....	68
Estimation of divergence times	73
Authenticity of the Mitochondrial Sequences	73
Discussion.....	74
Genetic variation.....	74
Codon usage bias	80
Nucleotide composition.....	80
Phylogenetic investigation of mtDNA sequences	81
Species divergence times.....	82
Species identification based on molecular markers.....	83
References	85

Summary

The complete mitochondrial DNA sequence was determined in four individuals of Atlantic halibut (*Hippoglossus hippoglossus*), Pacific halibut (*Hippoglossus stenolepis*) and Greenland halibut (*Reinhardtius hippoglossoides*) respectively. Thirteen protein-coding genes, twenty-two tRNA genes, two rRNA genes and a large non-coding control region were identified, and the conserved vertebrate gene order was confirmed. Extensive length variation of the mtDNA genome was observed, due to variations in copy number of a 61 bp heteroplasmic repeated motif in the control region.

Furthermore, 800 bp from the mtDNA genes ND2, COI and control region respectively was sequenced in 30 individuals from the Atlantic halibut broodstock at Mørkvedbukta Research Station. In addition, approximately 13420 bp from Common sole (*Solea vulgaris*), 15012 bp from European plaice (*Pleuronectes platessa*) and 7678 bp from Turbot (*Scophthalmus maximus*) were determined.

The overall genetic variation based on the number of nucleotide substitutions was greatest in Greenland halibut, followed by Pacific halibut and Atlantic halibut. The control region and some of the ND genes had the highest nucleotide diversity, while the rRNA genes and ATP8 (Pacific and Greenland halibut) were most conserved. Four amino acid substitutions between the three halibut species in ND5, with a negative mutation matrix score suggest that these substitutions could have an impact on functional and structural properties of the gene.

Phylogenetic investigations based on the complete mtDNA genome revealed that Atlantic halibut and Pacific halibut are closely related species, potentially separated at the sub-species level. Of all other available mtDNA genomes Greenland halibut is the closest relative to the *Hippoglossus* genus. Furthermore, Atlantic- and Pacific halibut was estimated to have separated 2 Ma, while divergence between Greenland halibut and the *Hippoglossus* genus took place approximately 6 million years ago.

Introduction

The Pleuronectidae family

The order of Pleuronectiformes contains 11 families and more than 700 species. Three families containing 16 species are usually represented along the Norwegian coast: Pleuronectidae, Soleidae and Scophthalmidae. The Pleuronectidae family consists of 39 genera and a total of 93 species world wide (www.fishbase.org). The three species being the main object in this thesis; Atlantic halibut (*Hippoglossus hippoglossus*), Pacific halibut (*Hippoglossus stenolepis*) and Greenland halibut (*Reinhardtius hippoglossoides*) all belong to the Pleuronectidae family.

Atlantic halibut (*Hippoglossus hippoglossus*)

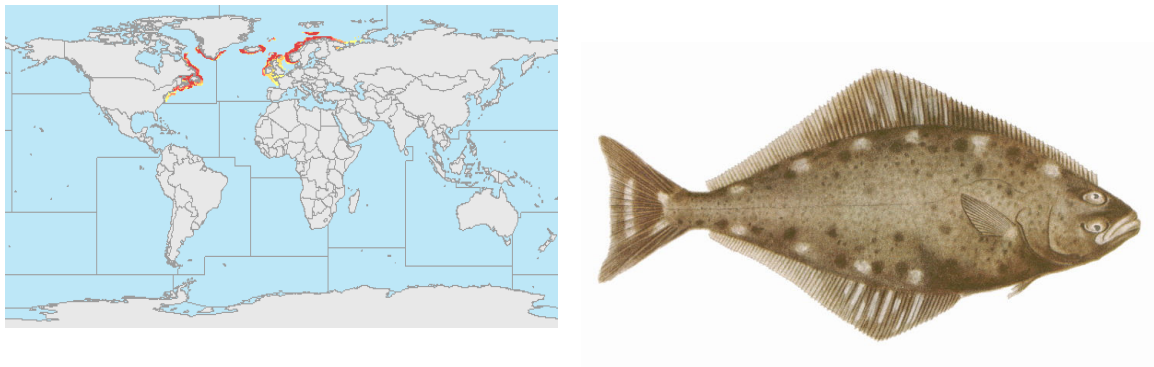


Figure 1: Distribution of the Atlantic halibut in the Atlantic ocean (left). A specimen of Atlantic halibut (right) (www.fishbase.org and www.fishlarvae.com)

Physical description

The Atlantic halibut is the largest fish naturally belonging to the Northern Atlantic Ocean. The largest known specimen was captured near Iceland. It was 3,65 m long and weighed 266 kg (Bethon 2005). It has a brown-greyish eyed side and white blind side. The lateral line is arched around the pectoral fin. The caudal fin is cut straight or slightly concave. Furthermore it is a narrower fish, relatively, than most flatfishes (Fig 1, right).

Distribution

The Atlantic halibut is found in the Northern Atlantic Ocean, in the eastern Atlantic from the coast of Labrador and Newfoundland to Cape Cod and far north on the west coast of

Greenland. Further along the coast of Iceland, from the Biscaya bay to Novaja Zemlja, including the islands of Svalbard (Bethon 2005) (Fig 1, left).

Biology

This fish prefers water at 0-10 °C. It is found on different kind of bottom substrate, and is able to hide in the substrate, with only it's eyes visible. The Atlantic halibut is also an excellent swimmer hunting at all depths, and able to migrate long distances. Important prey includes other fish, mollusca, arthropoda and other benthos. Both males and females mature sexually at the age of 12-13 years. Many details regarding spawning are still unknown. Along the Norwegian coast spawning has been registered at depths of 300-700 m, and as far north as Hammerfest. Other important spawning grounds are found near the Faeroe islands, at the Atlantic ridge, the Danish strait, the banks of Newfoundland and the David's strait. Spawning takes place in late winter. Eggs are dispatched and fertilized close to the bottom, but slowly rise in the water column. Eggs hatch after 9-16 days. The larvae go through metamorphosis when 3-3,5 cm long; the left eye moves over to the right side and pigmentation is increased on the right side. The fry gradually prefer deeper waters as they grow. (Bethon 2005).

Pacific halibut (*Hippoglossus stenolepis*)




Figure 2: Distribution of Pacific halibut in the Pacific ocean (left). A specimen of Pacific halibut (right). (www.fishbase.org www.landbigfish.com)

Physical description

The pacific halibut can reach a length of 267 cm and weigh up to 363 kg. Maximum observed age is 42 years (www.fishbase.org). It is coloured only on the right (top) side. The colour varies from mottled greenish to dark brown, depending on camouflage requirements. (Fig 2,

right) The underside is white. It has a concave tail, and its lateral line makes a large loop around the pectoral fin (Rodger 2005)

Distribution

Pacific halibut can be found throughout most of the marine waters of the North Pacific. It is distributed along the continental shelf of the North Pacific from Southern California to Nome, Alaska and along the coasts of Japan and Russia (www.fishbase.org).

Biology

Pacific halibut move from deep water at the edge of the continental shelf to shallower banks during the summer and return to deep water in the winter to spawn. This migration may involve hundreds of km. It is found on various types of bottoms. Young are found near shore, moving out to deeper waters as they grow older. Older individuals typically move from deeper water along the edge of the continental shelf where they spend the winter, to shallow coastal water (27-274 m) for the summer. Pacific halibut feed on fishes, crabs, clams, squids and other invertebrates (www.fishbase.org). Males mature sexually at the age of 8 years, while females mature after 12 years. Eggs are released pelagic at depths of 900-1200 m. They hatch after 16 days. When larvae are about 2 cm long the left eye begins to travel to the right side of the head, and they become bottom dwellers (Rodger 2005).

Greenland halibut (*Reinhardtius hippoglossoides*)


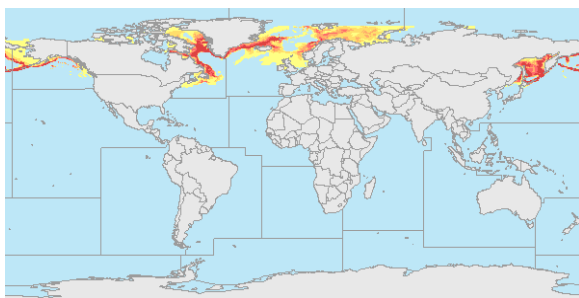


Figure 3: Distribution of Greenland halibut (left). A specimen of Greenland halibut (right). (www.fishbase.org and www.galizacig.com)

Physical description

The Greenland halibut can grow up to 1,2 m long and weigh 45 kg (Bethon 2005). Its left side is almost as dark as its right side. The lateral line does not make an arch around the pectoral

fin, but is almost straight from head to caudal fin. Its left eye does not move completely over to the right side during metamorphosis (Rodger 2005). This feature makes it easy to separate Greenland halibut from Atlantic- and Pacific halibut.

Distribution

Both the Atlantic and the Pacific Ocean are home to Greenland halibut. In the Atlantic Ocean the species is found off the North American and Greenland coasts, in the Iceland / Faroes area, and in the eastern Norwegian and Barents Seas (Fig 3, left) (Andriyashev 1954). There is a subspecies in the Pacific Ocean, from the Bering Sea to northern Japan and southern California; *R.h . matsuurae*. They are separated at the subspecies level (Fairbairn 1981).

Biology

The Greenland halibut is a eurytopic species, adapted to life in a wide range of environmental conditions. It is found at a depth of 20 m to 1200 m, in temperatures between -1 and 10 °C (Fedorov 1971). It is most abundant where bottom temperatures range from -1 to 3 °C (Templeman 1973). This flatfish is benthopelagic; it spends time both close to the bottom and swimming in the pelagic. It can adopt a vertical swimming position when it moves freely in the pelagic (De Groot 1970). Sexual maturation for males and females takes place at the age of 5 and 10 years, respectively. The main spawning grounds in the Norwegian / Barents Sea are at depths between 600 and 900 m along the continental slope between 70°N and 75°N . The Davis Strait near Greenland is also an important spawning area. Eggs and larvae are pelagic. Eggs are 3,8-4,3 mm in diameter (Godø and Haug 1989). Metamorphosis is unusually slow, and takes place when the fry is 6-9 cm long. Greenland halibut in the Norwegian and Barents Sea and halibut close to Iceland and Greenland are considered to belong to different populations (Bethon 2005).

Population studies of Atlantic halibut

Joensen (1954) and Mccracken (1958) were the first who suggested that Atlantic halibut may consist of more than a single population. Mork and Haug (1983) conducted a study seeking to find genetic differentiation in halibut from three different localities along the Norwegian coast using tissue enzymes as a marker. Their study revealed no significant differences. Grant et al. (1984) also concluded with some stock differentiation. Then Haug and Fevolden (1986) screened 43 loci in halibut from Greenland and three different localities in Norwegian waters. A possible heterogeneity was reported between the southernmost and the two northernmost

localities. Foss et al. (1998) found halibut from Greenland, Faroes and Iceland to be similar in terms of allele frequencies. Whereas halibut from Honningsvåg (northern Norway) deviated significantly. Reid et al. (2005) investigated population structure in Atlantic halibut using 18 microsatellite markers (see “molecular markers” below). The analysis revealed no significant differentiation between samples, although uncertainties surrounding Atlantic halibut reproductive behaviour made it difficult to ascertain that only a single breeding population had been sampled at each location.

This study is by no means a population study. A population study would have to include more individuals from a wider geographic area. But mitochondrial DNA is a marker well suited for population studies, and information found in this study will be useful in future investigation of population structure.

Organelles: Mitochondria and plastids

Organelles are structures in the cytoplasm with a specific function surrounded by a membrane. Mitochondria and plastids are two of many organelles found in the eukaryotic cell. Mitochondria are found in both plant and animal cells, whereas plastids are found in plants and algae. Plastids have the ability to differentiate and redifferentiate. The most known form is probably chloroplasts (Mathews et al. 2000).

Mitochondria are surrounded by a smooth outer membrane and a membrane on the inside that is folded into cristae. The cristae contain a set of enzymes for oxidation of fatty acids and oxidative phosphorylation of ADP into ATP. Their task is to transform energy in organic molecules from digested food items into energy in the form of ATP, the most common energy source for energy-requiring reactions in the cell (Pollard and Earnshaw 2004).

The organization of organelle genomes

Mitochondria and chloroplasts both possess DNA genomes that code for RNA species and some of the proteins involved in the functions of the organelle. Different kinds of RNA are also known to be imported into mitochondria (Entelis et al. 2001). Acceptance of the fact that mitochondria contain their own genome followed the demonstration that circular DNA was isolated from mitochondrial fractions of cells (Van Bruggen et al. 1966). Short thereafter

circular DNA molecules were isolated from mitochondria from other vertebrates and some invertebrates.

In some lower eukaryotes the mitochondrial DNA (mtDNA) is linear, but more usually it is a single circular molecule of DNA. So far only a few linear mitochondrial DNA have been isolated. One of the exceptions is the mtDNA from the cnidarian *Hydra attenuata*, which consists of two unique 8-kb linear DNA molecules (Warrior and Gall 1985). Chloroplast DNA falls in the range of 120-200 kb, whereas mtDNA varies enormously in size. In animals it is relatively small, usually less than 20 kb. But in plants mtDNA can be as big as 2000 kb (Primrose and Twyman 2003).

Mitochondria are essential components of all eukaryotic cells. Despite the great diversity of genome organization, they have the same function in every organism: Cellular respiration and oxidative phosphorylation. Many of the genes for mitochondrial proteins and RNAs are found in the nucleus. The mechanisms behind the transport of proteins into mitochondria are still under debate. An enzyme called translocase is known to recognise and translocate proteins into mitochondria. There are different translocases in the outer and inner membrane. So far six different translocases have been identified (Mokranjac and Neupert 2005). Some organisms use the standard genetic code to translate nuclear mRNAs, and a different code for their mitochondrial mRNAs (Primrose and Twyman 2003).

Vertebrate mitochondrial genomes

MtDNA is a much used molecular marker because it is present in much higher copy number than nuclear DNA (Michaels et al. 1982). However, with today's Polymerase Chain Reaction (PCR) obtaining enough material for analysis is usually not a problem, even for nuclear genes. A typical somatic cell contains 500–1000 mitochondria, each with a few DNA molecules. Whereas an oocyte has a much higher concentration of mitochondria. (May-Panloup et al. 2005) measured an average of 256000 mitochondrial genomes in human oocytes. As mentioned above, mtDNA is a relatively small genome. It is mainly maternally inherited (Hutchison et al. 1974). MtDNA is generally considered to lack recombination. However, recent work in several fields has questioned the validity of this characteristic. Studies of natural populations of several animal species have provided convincing evidence for the presence of mtDNA recombination in at least some taxonomic groups (Burzynski et al. 2003; Hoarau 2002; Lunt and Hyman 1997). Although there is no doubt that certain animal

mitochondrial genomes do recombine, we remain basically ignorant as to how common mtDNA recombination might be in the animal kingdom. The mitochondrial genome has a higher mutation rate than the nuclear genome, perhaps due to repair inefficiency (Parsons et al. 1997). This elevated rate of evolution is 5-10 times faster than single copy nuclear genes (Brown et al. 1979)

An mtDNA molecule is regarded as a haplotype and is treated as a single locus. Since mtDNA is maternally inherited, most copies are identical (i.e. monoclonal) in an individual. However, it is possible that more than one mtDNA type is present in an individual. This phenomenon is called heteroplasmy and it is now thought that all individuals are heteroplasmic, at least at some level. Differences can be found among single nucleotides or in the number of copies of a repeated motif. Individuals may have more than one mtDNA type in a single tissue or specific differences may be located in specific tissues. Heteroplasmy in one tissue sample and homoplasmic in another tissue sample is also a possibility. Length heteroplasmy in a homopolymeric stretch (i.e., C stretches), is more common than point heteroplasmy. See table 31 for an overview of heteroplasmy in fish.

Vertebrate mitochondrial genomes normally carry genes encoding 13 proteins: Seven NADH dehydrogenase subunits, three cytochrome oxidase subunits, ATPase 6, ATPase 8 and cytochrome B. The genome also consists of 22 transfer RNA genes (tRNAs) and two ribosomal RNA genes; 12 S and 16 S, necessary for translation of the proteins encoded by mtDNA. The proteins are involved in electron transport and ATP synthesis (Billington 2003). In addition a non-coding control region, known as displacement loop (D-loop), is present. The d-loop is only a short region of the whole control region. The non-coding control region is responsible for size variation in the mitochondrial genome due to differences in length and copy number of short repeats in various groups (Brown et al. 1996; Gissi et al. 1998; Ursing and Arnason 1998).

One strand is known as the light (L) strand and the other one as the heavy (H) strand. The two strands are called heavy and light because there is an imbalance in nucleotide composition in the two strands. The heavy strand has a higher content of purines (adenine and guanine), while the light strand is richer in pyrimidines (thymine and cytosine). Purines are heavier than pyrimidines. The majority of the genes are transcribed from the H-strand. The replication origin for the heavy-strand (O_H) is located in the control region, whereas the replication origin of the light strand (O_L) is located in the WANCY cluster between the tRNAs for asparagine and cysteine

(Fig 4). The WANCY cluster is a short region containing five tRNA genes: Trp (W),Ala (A), Asn (N), Cys (C) and Tyr (Y).

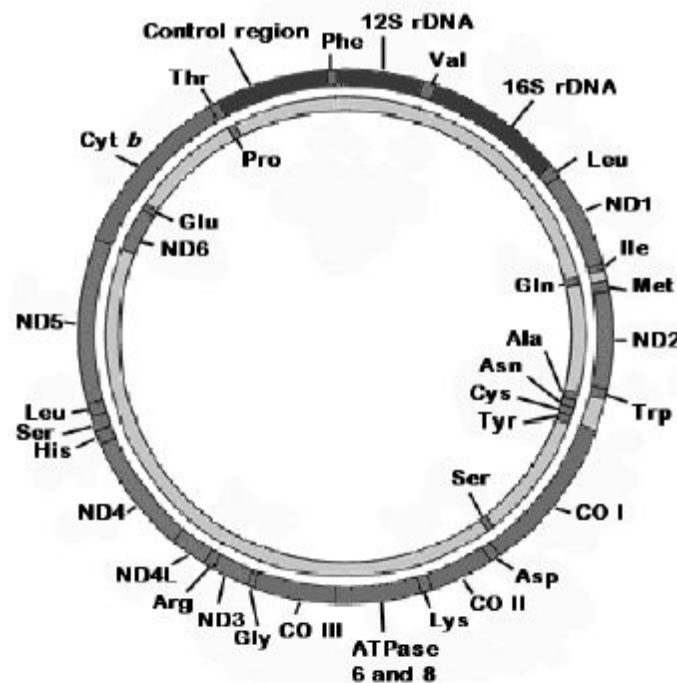


Figure 4: Schematic representation of the circular molecule of the “conserved” vertebrate mitochondrial genome organisation. Genes outside and inside the circle are transcribed from the H and L strands, respectively. Protein coding genes are presented as follows: Cyt B – cytochrome b; CO I, CO II, CO III – subunits of the cytochrome oxidase; ND1-6 – subunits 1 to 6 of the NADH reductase. tRNAs are presented by their three letter amino acid abbreviations. Figure from (Pereira 2000)

A great number of phylogenetic studies using mitochondrial gene sequences have been reported. For example, the control region is often used in population studies due to the high variability in its nucleotide sequence. While protein-coding genes, such as cytochrome b are generally used for phylogenetic analysis of taxa above the species level (Pereira 2000).

Transmembrane helices in mitochondrial proteins

Embedded within the inner membrane of mitochondria are the proton carriers, primarily cytochromes, which constitute the respiratory chain. There are totally eight of these carrier complexes. They are assembled in the form of multiprotein complexes. ND1-ND6 and ND4L are 7 of a total of 25 subunits of the NADH dehydrogenase (Complex I). NADH pumps protons into the intermembrane space of the mitochondrion, thus passing energy on to

complex III. Complex II transfers energy from FADH₂ to complex III. Cyt-b is one of 9-10 polypeptides in complex III. COI-COIII along with 10 other polypeptides make up cytochrome oxidase (complex IV) that pumps protons into the intermembrane region of mitochondria. ATPase6 and ATPase8 are subunits of FoH⁺-ATPase, together with 10-12 other polypeptides (Complex V) which catalyses ATP synthesis from ADP (Mathews et al. 2000). These proteins will be further characterized by determining the number of transmembrane helices in protein coding genes in Atlantic-, Pacific- and Greenland halibut.

Organization of the fish mitochondrial DNA

Until about 1995 one believed that gene order was conserved among all fish mtDNA. The reason for this is that the first complete mitochondrial genome sequences found in vertebrate taxa had no variation in the position of the genes along the molecule. This had been observed in taxa as diverse as humans and other mammals (Anderson et al. 1981; Anderson et al. 1982; Árnason and Gullberg 1993; Gadaleta et al. 1989), *Xenopus* (Roe et al. 1985), and some fish species (Johansen et al. 1990; Tzeng et al. 1992; Zardoya et al. 1995). But in 1995 sea lamprey was reported to have a translocation of tRNA Gln – Cytb and in the location of the non coding regions (Lee and Kocher 1995). The same rearrangement was also found in river lamprey (Delarbre et al. 2000). Miya and Nishida (1999) reported an example of tRNA gene rearrangement in bony fishes between the ND6 and the control region (ND6 - Cyt b - tRNAGlu - tRNAPro - tRNAThr - control region). This changed the “conserved” status of mtDNA in fishes. Until this study three Pleuronectiform species were available from Gene Bank. No deviation from the “conserved vertebrate gene order” were found in these species.

As reviewed by Pereira (2000) rearrangements associated with tRNA genes have been reported in birds, lizards, crocodilians, marsupial mammals, snakes and tuatara. Tandem duplication and multiple deletion events associated with tRNA genes appear to be the most probable mechanisms for new gene rearrangements seems. Placental mammals, turtles, fishes, some lizards and the frog *Xenopus* have the most conserved mitochondrial gene order (Pereira 2000).

The genetic code for vertebrate mitochondrial DNA

As seen in Table 1 it is possible to have a change in the DNA sequence without any corresponding change in the gene product; the polypeptide. The reason for this is that all

amino acids are encoded by more than one codon (Table 1). The 3rd position (synonymous position) within a codon is often a fourfold degenerate site. So a substitution in this position will have no effect on the amino acid level. A change in one of the nucleotides in the 1st codon position will in most cases change the amino acid. The exception is two tRNA genes that read different codons. tRNA^{Leu(UUR)} reads the codons TTA and TTG . While tRNA^{Leu(CUN)} reads the codons CTT, CTC, CTA and CTG. tRNA^{Ser(UCN)} reads TCA, TCG, TCC and TCT, and tRNA^{Ser(AGY)} reads AGC or AGT.

Table 1: The vertebrate mitochondrial genetic code. (<https://bioinformatics.org/JaMBW/2/3/TranslationTables.html>)

Amino acid	Codon	Amino acid	Codon	Amino acid	Codon	Amino acid	Codon
Phe (F)	TTT	Ser (S)	TCT	Tyr (Y)	TAT	Cys (C)	TGT
Phe (F)	TTC	Ser (S)	TCC	Tyr (Y)	TAC	Cys (C)	TGC
Leu (L)	TTA	Ser (S)	TCA	STOP	TAA	Trp (W)	TGA
Leu (L)	TTG	Ser (S)	TCG	STOP	TAG	Trp (W)	TGG
Leu (L)	CTT	Pro (P)	CCT	His (H)	CAT	Arg (R)	CGT
Leu (L)	CTC	Pro (P)	CCC	His (H)	CAC	Arg (R)	CGC
Leu (L)	CTA	Pro (P)	CCA	Gln (Q)	CAA	Arg (R)	CGA
Leu (L)	CTG	Pro (P)	CCG	Gln (Q)	CAG	Arg (R)	CGG
Ile (I)	ATT	Thr (T)	ACT	Asn (N)	AAT	Ser (S)	AGT
Ile (I)	ATC	Thr (T)	ACC	Asn (N)	AAC	Ser (S)	AGC
Met (M)	ATA	Thr (T)	ACA	Lys (K)	AAA	STOP	AGA
Met (M)	ATG	Thr (T)	ACG	Lys (K)	AAG	STOP	AGG
Val (V)	GTT	Ala (A)	GCT	Asp (D)	GAT	Gly (G)	GGT
Val (V)	GTC	Ala (A)	GCC	Asp (D)	GAC	Gly (G)	GGC
Val (V)	GTA	Ala (A)	GCA	Glu (E)	GAA	Gly (G)	GGA
Val (V)	GTG	Ala (A)	GCG	Glu (E)	GAG	Gly (G)	GGG

There are four distinct differences between the mitochondrial genetic code and the standard genetic code (Table 2)

Table 2: Differences between the mitochondrial genetic code and the standard genetic code

	Mt genetic code	Standard genetic code
Codon	Amino acid	Amino acid
AGA	STOP	Arg (R)
AGG	STOP	Arg (R)
AUA	Met (M)	Ile (I)
UGA	Trp (W)	STOP

Codon usage bias

Synonymous codons (i.e. codons coding for the same amino acid) are often not used with equal frequency. This phenomenon is known as codon bias. There has been a debate concerning the functional role of codon bias, namely, does codon bias maximize translational efficiency (elongation rates) or translational accuracy (reducing misincorporation of incorrect amino acids). Different kind of organisms apparently have evolved unique genomic signatures (Bernardi and Bernardi 1986). It has been proposed that each species is subjected to specific genomic pressures on base composition, in turn resulting in a distinctive bias in codon choice (Grantham et al. 1980). In principle, biases in nucleotide composition and codon usage can result from natural selection and/or differential mutational pressure. In many organisms (*E. coli*, *D. melanogaster* and *C. elegans*) codons that use abundant tRNAs are selectively favoured (Gouy and Gautier 1982; Powell and Moriyama 1997; Stenico et al. 1994). Codon selection of this type most likely functions to optimise translational speed and/or translational accuracy, although additional factors, such as transcription efficiency and mRNA secondary structure could also exert selection pressures (Xia 1996; Zama 1990). It was found for many *E. coli* genes that the degree of bias in codon choice is directly related to the expression level of a particular gene (Klump and Maeder 1991). In mammals codon bias seems to be closely related to mutation pressure (Sharp et al. 1993). Furthermore, in a recent study in humans Kotlar and Lavner (2006) concluded that selection acts to enhance translation efficiency in highly expressed genes by preferring some codons, and acts to reduce translation rate in lowly expressed genes by preferring a different set of codons. Codon usage bias will be thoroughly investigated in the three halibut species.

Molecular markers

Repeated sequences of short motifs, usually 1-13 bp long, are known as microsatellites. Such sequences are probably created when DNA helicase slips back a few bases, so that the same bases are inserted twice in the new strand. The number of copies of the repeated motif changes fast. This is the reason why microsatellites are used for population studies. They can reveal information about the history and geographical dispersal of populations. The Polymerase Chain Reaction is usually used to amplify microsatellites (Jarne and Lagoda 1996; Queller et al. 1993).

RFLPs (Restriction fragment length polymorphism) are fragments of restricted DNA (i.e. DNA cut at specific recognition sites with a restriction enzyme) and then separated according

to size with gel electrophoresis. A specific DNA sequence will yield a specific pattern after gel electrophoresis. Different sequences may lack or have present different endonuclease recognition sites, thus creating different patterns (Baxevanis and Francis Ouellette 2001).

The methods mentioned above are based on differences in DNA sequence. In this method the products of the DNA sequence are used, namely proteins. Allozymes are different alleles of proteins. They are separated by electrophoresis because of differences in charge. Isozymes have been used for the same purpose. Isoenzymes have differences in the amino acid sequence, but target the same chemical reaction. Only a fraction of the genetic variation that is present can be detected by the use of allozymes. The reason being that synonymous substitutions will not cause changes in the amino acid sequence that makes up the protein. The lack of resolution is this methods main drawback (Higgs and Attwood 2005; Kephart 1990; May 1992).

Single Nucleotide Polymorphisms (SNP) are variations in one nucleotide position. This molecular marker is one of the new tools used for example in population studies. Both mitochondrial and nuclear genes are screened for SNPs (Vignal et al. 2002). Introns are DNA regions that have no known function. They are mainly found in the nuclear genome. Introns evolve faster than the rest of the gene and intron-SNPs are therefore interesting as a marker in population studies, e.g. Li et al. (2006).

Sequencing of DNA and even complete mitochondrial genomes has in the recent years become a routine, e.g. Miya et al. (2001). DNA sequences have the potential of being a powerful molecular marker. Analysis using DNA sequences often provide higher resolution and accuracy than the methods mentioned above. This is the reason why DNA sequencing was chosen in this study

Phylogenetic analysis

A phylogenetic analysis tries to explain evolutionary relationships. In molecular phylogenetics, likenesses and differences, usually in DNA or amino acid sequences, are used to create a phylogenetic tree. In such a tree a clade is a monophyletic taxon that include the most recent common ancestor and all of the descendants of that most recent ancestor. A taxon is simply a named group of organisms. It is not necessarily a clade. The length of each branch

correspond to the number of changes that has occurred (Baxevanis and Francis Ouellette 2001).

An alignment where homologous nucleotides are compared is the basis from which a phylogenetic tree is created. A tree based only on observations within a single gene should be referred to as a gene tree, not a species tree. A gene tree represents the evolutionary history of the gene, but the history of the whole species might be different. To create a trustworthy species tree it is required to use data from multiple genes (Krone and Raymer 2003).

In an unrooted tree you only get information about the relationship between the nodes. While in a rooted tree evolution can be followed from the most recent common ancestor of all taxa included in the tree. Trees are usually rooted by choosing one or more uncontroversial species as an outgroup (Krone and Raymer 2003).

Molecular data can be used in two ways to generate phylogenetic trees: Character based methods and distance based methods. Distance methods summarize the differences between the sequences and use the amount of change between sequences to derive a tree. A distance method is only able to tell the true phylogenetic story if all genetic divergence events were accurately recorded in the sequence (Swofford et al. 1996). The biggest advantage is that distance methods require far less computer power (Baxevanis and Francis Ouellette 2001).

Neighbor Joining starts with a tree where all species come from a single central node. Neighbors are then calculated so that the least total branch length is found. This method is far from optimal, but usually creates close to the optimal tree (Saitou and Nei 1987).

The minimum-evolution (ME) method searches for the optimal tree by finding the one with the smallest sum of branch lengths as estimated under the least-squares criterion, where negative branch lengths are not allowed (Rzhetsky and Nei 1992).

The character based methods use character data at all steps in the analysis. Maximum parsimony is based on the principle that the simplest method is the best. A MP tree is the one that requires the fewest changes to explain the inferred topology (Swofford et al. 1996). To do this, all trees are given a length, equal to the minimum number of transitions which can explain the observed distribution of character states across taxa assuming the tree. The tree with the shortest length is the maximum parsimony tree.

Long branch attraction, as reviewed by Bergsten (2005), is a problem that arises when sequences that evolve rapidly and are not closely related, cluster together. When the nucleotide substitution rate is high there is a possibility that the same nucleotide will occur at the same position, simply by chance. This is possible because there are only four different nucleotides to choose between. The problem seems to be greatest when using the MP method. By employing the maximum likelihood method this problem is reduced. It is also possible to avoid the problem by adding taxa that are related to those taxa with long branches.

Bootstrapping is a way of determining the confidence of a taxon. A part of the original sequence from each species is drawn and a new, pseudoreplicate tree is made from this data set. The process is repeated multiple times, in this study 2000 times. This is a way of testing the reliability of the tree topology (Hall 2004). The method was invented by Efron (1979). It has been suggested that a bootstrap of more than 70 % correspond to a probability of greater than 95 % that the true phylogeny has been found (Hillis and Bull 1993). Though, under less favourable conditions, a bootstrap greater than 50 % will be an overestimate of the accuracy (Hillis and Bull 1993). So conditions of the analysis must be considered.

As a general rule, if a data set yields similar trees when analysed by the fundamentally different distance matrix and parsimony methods, that tree can be considered fairly reliable (Krone and Raymer 2003).

The patterns of substitution in protein coding genes are well known. The knowledge of how mutations accumulate makes protein coding genes good candidates for phylogenetic studies in fish. Mutations in third (and rarely in first) positions of codons that do not result in amino acid substitutions occur at higher rates than substitutions causing amino acid replacements. Transitions (purine → purine or pyrimidine → pyrimidine) in third codon position are most frequently observed, followed by transversions (purine ↔ pyrimidine) in third codon positions and silent transitions in some first codon positions (Meyer 1994). Among distantly related species, transitions in third positions will probably experience substitutional saturation, and will be unreliable for revealing evolutionary descent (Bakke and Johansen 2005). Transversions are less common and have a higher chance of being reliable indicators of descent. Second positions of codon are most conserved and contain phylogenetic information among distantly related species.

It is difficult to resolve phylogenetic relationships among the Pleuronectiformes due to their reduced morphology (Berendzen and Dimmick 2002). Traditionally eye position has been an important character in classification of flatfishes. Flounders and soles have both been divided into right- and left-hand taxa (Norman 1934). Chapleau (1993) concluded that sidedness had been derived multiple times within flatfishes and that eye position was not a good indicator of relationships within the group.

Berendzen and Dimmick (2002) used 12S and 16S mitochondrial ribosomal DNA to elucidate relationships within the Pleuronectiformes. Of the taxa included in the present thesis Soleidae and Scophthalmidae was recognized as the most basal groups, while Pleuronectidae was the most derived group. Pacific halibut was the only Pleuronectidae species from the present thesis that was also included in the study by Berendzen and Dimmick (2002). Atlantic halibut and Pacific halibut are recognized as closely related species, but this knowledge is not based on DNA sequence information (Nelson 1994).

Molecular clocks

The molecular clock hypothesis arised some four decades ago, when it was discovered that divergence in nucleotide and amino acid sequence often increase linearly as time goes by Zuckerkandl and Pauling (1962). The divergence rate vary from gene to gene, and synonomous positions evolve faster than nonsynonomous ones. Fossils records are used to estimate divergence rates and thus calibrate the molecular clock. But fossils tend to underestimate divergence times (Hedges 2002). Geological events like the rise of the Isthmus of Panama have also been used as calibration points e.g. Domingues et al. (2005). Ideally multiple calibration points should be used. The rise of the Isthmus of Panama was chosen to calibrate the molecular clock that was used to estimate time of divergence for Atlantic-, Pacific- and Greenland halibut.

Even if homologous genes are considered, divergence rate may differ from taxa to taxa. Therefore relative rate test have been developed to detect differences in evolutionary rate among lineages, e.g. Tajima (1993). Still, divergence times are only rough estimates that depend highly on the accuracy of the calibration point and conservation of divergence rates among taxa.

Aims of the study

- Determine the complete mitochondrial DNA sequence from 4 individuals of Atlantic halibut, Pacific halibut and Greenland halibut, respectively.
- Determine part of the mtDNA sequence from Common sole, Turbot and European plaice for use as a molecular marker sequence in phylogenetic analysis.
- Investigate intraspecific and interspecific genetic variation in Atlantic halibut, Pacific halibut and Greenland halibut, both at the nucleotide- and amino acid levels.
- Contribute to phylogenetic relationship determination among Atlantic halibut, Pacific halibut, Greenland halibut, Common sole, Turbot and European plaice.
- Investigate the possibility of creating a test for easy and fast species identification based on the mtDNA molecular marker.

Materials

Table 3 displays which species were included in this study.

Table 3: English and Latin names of species from which mtDNA was completely or partially determined.

Common name	Scientific name
Atlantic halibut	<i>Hippoglossus hippoglossus</i>
Pacific halibut	<i>Hippoglossus stenolepis</i>
Greenland halibut	<i>Reinhardtius hippoglossoides</i>
Common sole	<i>Solea vulgaris</i>
Turbot	<i>Scophthalmus maximus</i>
European plaice	<i>Pleuronectes platessa</i>

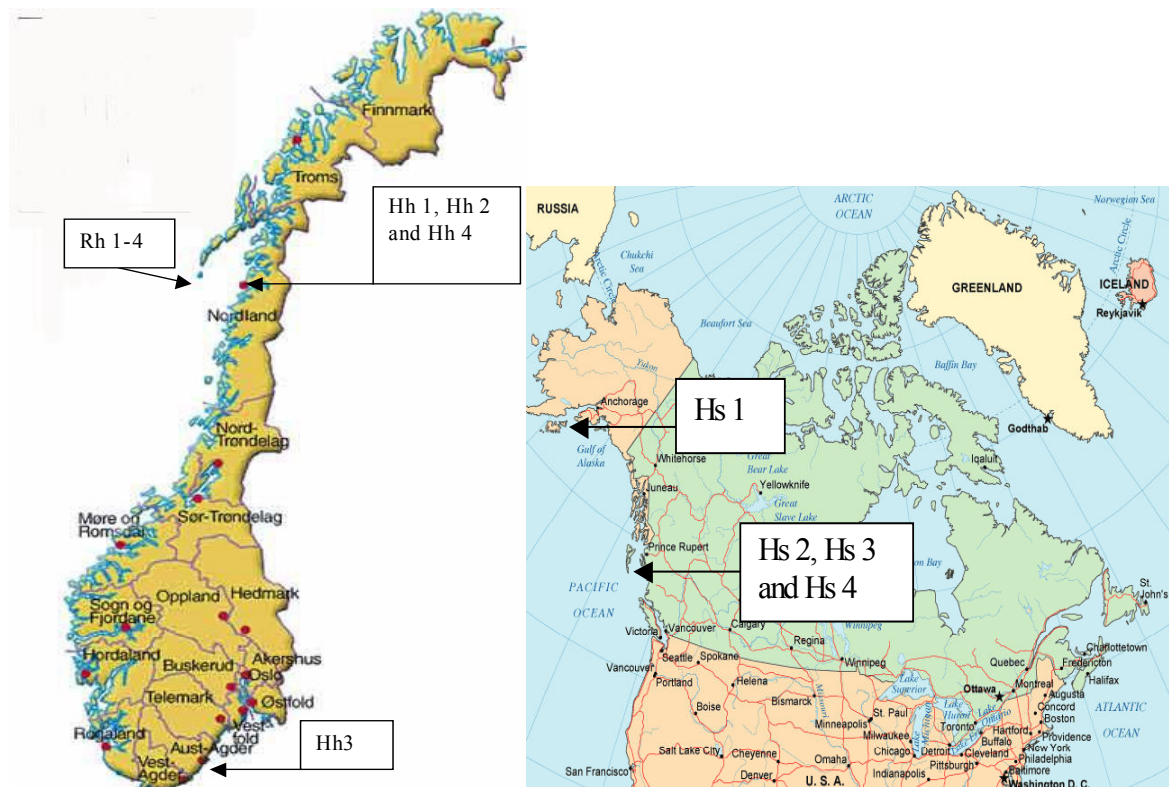


Figure 5: Location where the individuals of Atlantic halibut (Hh), Pacific halibut (Hs) and Greenland halibut (Rh) were caught. (www.tagkompaniet.se and http://encarta.msn.com/map_701511416/Canada.html)

Atlantic-, Greenland- and Pacific halibut

Figure 5 displays the location where the different individuals were caught. Atlantic halibut number one and two were born in captivity at Mørkvedbukta Research Station. Their parents were wild caught at an unknown location, but probably not very far from Bodø (N67 16 20,

E14 22 04). Atlantic halibut number three was wild caught in the waters close to Bodø. A sample from Atlantic halibut number four were obtained from Risør aquarium in southern Norway (N58 42 34, E9 13 54). All four individuals of Greenland halibut were caught off the coast of the island Røst (N67 31 39, E12 06 39). Pacific halibut number one were caught outside Cook Inlet, about 37 km off Homer (N 59 35 41 W152 06 18), Alaska. Pacific halibut 2-4 were caught in Hecate Strait (N52 53 40, W130 38 10) at the west coast of Canada.

30 individuals of Atlantic halibut

Approximately 800 bp of the ND2, COI and control region respectively was sequenced in 30 individuals from the Atlantic halibut broodstock at Mørkvedbukta Research Station. The first eight individuals originates from Tysfjord (N68 04 11, E16 13 66). They were bought from local halibut farmers, and the relationship among them is not known. Individuals 9-23 are born at Mørkvedbukta Research Station in 2001. They are possibly siblings or half-siblings, but this information is uncertain. The last six individuals were wild-caught in 2005 at an unknown location, but probably close to Bodø (N6716201, E1422043)

Common sole, Turbot and European plaice

Samples of Common sole and Turbot were obtained from Risør aquarium (N58 42 34, E9 13 54). The European plaice was caught close to Bodø (N6716201, E1422043). Approximately 13420 bp from Common sole, 15012 bp from European plaice and 7678 bp from Turbot were determined

Table 4 presents the species, from which mtDNA sequences were used in the different alignments and in the phylogenetic studies.

Table 4: Species from which mtDNA was used in phylogenetic studies.

Common name	Latin name	Accession number
Atlantic halibut	<i>Hippoglossus hippoglossus</i> 1	This study
Atlantic halibut	<i>Hippoglossus hippoglossus</i> 2	This study
Atlantic halibut	<i>Hippoglossus hippoglossus</i> 3	This study
Atlantic halibut	<i>Hippoglossus hippoglossus</i> 4	This study
Pacific halibut	<i>Hippoglossus stenolepis</i> 1	This study
Pacific halibut	<i>Hippoglossus stenolepis</i> 2	This study
Pacific halibut	<i>Hippoglossus stenolepis</i> 3	This study
Pacific halibut	<i>Hippoglossus stenolepis</i> 4	This study
Greenland halibut	<i>Reinhardtius hippoglossoides</i> 1	This study
Greenland halibut	<i>Reinhardtius hippoglossoides</i> 2	This study
Greenland halibut	<i>Reinhardtius hippoglossoides</i> 3	This study
Greenland halibut	<i>Reinhardtius hippoglossoides</i> 4	This study
European plaice	<i>Pleuronectes platessa</i>	This study
Turbot	<i>Scophthalmus maximus</i>	This study
Common sole	<i>Solea vulgaris</i>	This study
Stone flounder	<i>Platichthys bicoloratus</i>	AP002951
Bastard halibut	<i>Paralichthys olivaceus</i>	AB028664
Spotted halibut	<i>Verasper variagatus</i>	DQ403797
Cod	<i>Gadus morhua</i>	X99772
Haddock	<i>Melanogrammus aeglefinus</i>	DQ020497
Alaska pollock	<i>Theragra chalcogramma</i>	AB094061
Atlantic salmon	<i>Salmo salar</i>	U12143
Rainbow trout	<i>Oncorhynchus mykiss</i>	L29771
Arctic charr	<i>Salvelinus alpinus</i>	AF154851
American gizzard shad	<i>Dorosoma cepedianum</i>	NC_008107
Naked shellear	<i>Cromeria nilotica</i>	NC_007881
	<i>Lycodes toyamensis</i>	NC_004409
Korean rockfish	<i>Sebastes schlegeli</i>	NC_005450

Methods

Various kits have been used in this study. The protocol provided by the manufacturer was followed most of the time. Any deviation from the manufacturers protocol is mentioned below. Recipes for buffers, medium and agar plates are found in the manufacturers protocol provided with each kit and also available as pdf-files from each manufacturers home page.

DNA extraction

Total DNA was extracted from red muscle with a kit from Roche (cat.# 11814770001). The manufacturer's instructions were followed. DNA was eluted in double sterilized water or TE-buffer, and stored at -20° celsius.. Concentration of DNA after elution was determined using OD₂₆₀ readings from a Eppendorf biophotometer (cat # 952000004). DNA purity was determined using the optical density ratio between 260 and 280 nm measurements. This is based on the fact that OD at 260 nm is twice that at 280 nm if the solution contains pure DNA. Clean DNA has a OD-260/OD-280 between 1.8 and 2.0.

Polymerase chain reaction (PCR)

There are three basic steps in PCR. First, the target genetic material must be denatured-that is, the strands of its double helix must be unwound and separated-by heating to 90-96°C. The second step is hybridisation or annealing, in which the primers bind to their complementary bases on the now single-stranded DNA. The third is DNA synthesis by a polymerase. Starting from the primer, the polymerase reads the template strand in the 3`-5` direction and match it with complementary nucleotides very quickly. The result is two new double helixes in place of the first, each composed of one of the original strands plus its newly assembled complementary strand. This cycle is repeated typically 30-35 times. PCR is performed in a thermal cycler witch is programmed to change the temperature between the respective steps in each cycle.

PCR conditions used:

Component	Amount
10x PCR buffer	5 ul
DNTP	8 ul
L-primer (10 uM)	1 ul
H-primer (10 uM)	1 ul
LA-taq polymerase (Takara)	0,5 ul
Template	100-200 ng
DEPC water	X ul
Total volume	50 ul

The template was total DNA.

Cycle parameters were depending on the length of the fragment to be amplified:

Fragments of 4-5 kb		
Initial denaturation	94 °C	3 min
Denaturation	94 °C	1 min
Annealing	48 °C	1 min
Extension	72 °C	4 min
Number of cycles	15	
Denaturation	94 °C	1 min
Annealing	53 °C	1 min
Extension	72 °C	4 min
Number of cycles	15	
Final extension	72 °C	10 min

The Heteroplasmic Tandem Repeat (HTR) region is located in the control region and is approximately 1 kb long.

HTR region, 1kb		
Initial denaturation	94 °C	3 min
Denaturation	94 °C	1 min
Annealing	53 °C	1 min
Extension	72 °C	1 min
Number of cycles	30	
Final extension	72 °C	10 min

PCR primer pairs

The primer combinations used to amplify mtDNA from the four halibut individuals are presented in table 5. L indicates the light strand and H the heavy strand. Specific primers were designed based on an alignment of mtDNA from *Platichthys bicoloratus* and *Paralichthys olivaceus*. These are species that belong to the Pleuronectiformes. Primer

positions were based on the *Platichthys bicoloratus* and *Paralichthys olivaceus* mtDNA. The entire mitochondrial genome in Atlantic-, Pacific- and Greenland halibut was amplified in fragments of 3,5-5 kb, which partially overlapped each other.

Table 5: Primer pairs used to amplify mtDNA in Atlantic halibut, Pacific halibut and Greenland halibut.

Primer pair	Fragment	Sequence 5`-3`
L466	1	GTAGCTCTACTCATCCTGAA
H3977		AAGTGGTGTAGAGGAAGCAC
L3850	2	CGCTGGTCTCCCACCACAGCT
H7740		AGTACAAAATTTCGGATGGATGG
L7104	3	ATCAATTGGTTTCAAGCCAA
H10010		GACCTCCTTGCATTCATTTCG
L9615	4	TACTGATGAGGATCTTAATC
H13882		GGTAGGTTAGAGGATGCAATGG
L13125	5	CAACCCCAACTAGCATTTCTTC
H590		ATATGGAGTGTATAGTGCAA

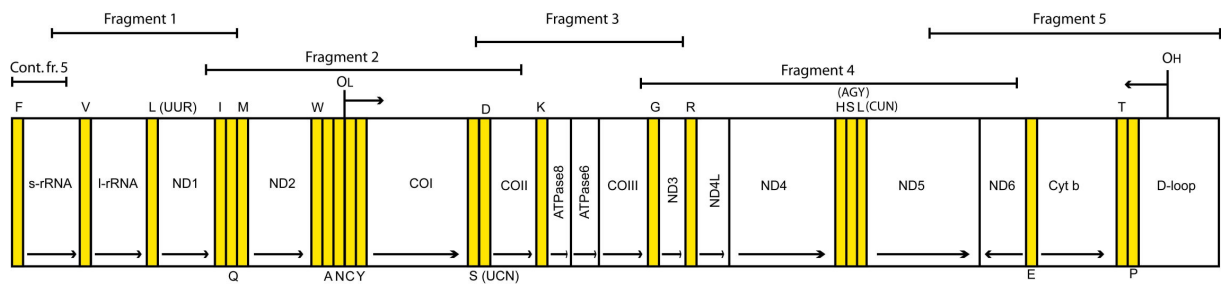


Figure 6: A schematic view of the mtDNA. Regions amplified in Atlantic halibut, Pacific halibut and Greenland halibut are presented above the mtDNA. The tRNA genes are coloured yellow and are indicated by one letter amino acid code. All tRNAs on the upper line are coded on the light strand. Arrows within genes indicates from which strand the genes are coded. Arrows pointing towards right indicated light strand, while genes encoded by heavy strand points towards left.

In some cases the primer combination presented in table 5 gave no PCR product in Common sole, Turbot and European plaice. Alternative primer combinations are presented in table 6.

Table 6: Alternative primer combinations used to amplify mtDNA from Common sole, Turbot, American plaice and European plaice, in case no PCR was produced with the primer pairs in table 3.

Primer pair	Fragment	Sequence 5`-3`
L1249	1	CGCAAGGGAAAGCTGAAA
H3058		CTACCCCTAACTCCCAAAGC
L2642	2	GTCCTACGTGATCTGAGTTC
H6200		AAAGAATCAGAATAGGTGTT
L5572	3	TCGAGCAGAGCTAAGTCAAC
H8589		CTACCCCTAACTCCCAAAGC
L8329	4	CTACCCCTAACTCCCAAAGC
H10433		CTACCCCTAACTCCCAAAGC
L9615	5	TACTGATGAGGATCTTAATC
H11931		CTAAGACCAACGGATGAGCT
L11812	6	AAACACTAGATTGTGATTCT
H13882		GGTAGGTTAGAGGATGCAATGG
L13125	7	CAACCCCAACTAGCATTTCTTC
H16200		GAGAACCCCTTACCCGCTGGAGTGAAC
L15662	8	CTACCCCTAACTCCCAAAGC
H1838		GTCCGTTCCGATTTACAC

To amplify the HTR region of Atlantic halibut and Pacific halibut primers L 16276 and H 17250 was used (Table 7). For Greenland halibut primer combination L 16604 – H 17300 was used.

Table 7: Primer pair used to amplify the HTR region in Atlantic halibut, Pacific halibut and Greenland halibut.

Primer pair	Sequence 5`-3`
L 16276	CGGAGACGTTTAAAGGGT
H 17250	CTTGAAATAATCTAAACAGTA
L 16604	ACATAAAGGGATATCATGTGC
H 17300	GTTGGGATGATGCAAGAAAT

Table 8 shows sequencing primers used in this study.

Table 8: Sequencing primers used in this study

Primer	Sequence 5`-3`
H30	CCCATCTTAACATCTTCA
L466	GTAGCTCTACTCATCCTGAA
H590	ATATGGAGTGTATAGTGCAA
L1249	CGCAAGGGAAAGCTGAAA
L1630	GATCATATTCAAATAAGGACA
L2164	TAAATGAAGACCTGTATGAA
L2642	GTCCTACGTGATCTGAGTTC
L2935	TTGCTAGCCGTAGCATTCT
H3977	AAGTGGTGTAGAGGAAGCAC
L4100	ACTGGCTCCTCGCTTGAATA
H4720	CATTGACGGTGGTCGCTTTGT
L4750	CCCTCGCCATCTCGTGAACA
L5601	AGTCTGCTTATTCGGGCAGA
H6200	AAAGAATCAGAATAGGTGTT
L7104	ATCAATTGGTTTCAAGCCAA
H7173	ACAATTCTGCCTTGACAAGG
H7740	AGTACAAAATTCGGATGGATGG
L8678	CTCATTGCAACAGCTGCCAA
L8820	AAGCCTCTACCTACAAGAAA
H8828	GGGTGTGCTTGATGGGCCAT
L9615	TACTGATGAGGATCTTAATC
H9700	GCTGTAGCTCAGGTGAACGTC
H10010	GACCTCCTTGCATTCATTTCG
L10149	TAACAGGCCTGGCATTCCAC
L11350	ATTGCACACGGGCTTACTTC
H11555	CACCGGTTAATGCCAGAGTT
L11812	AAACACTAGATTGTGATTCT
H11931	CTAAGACCAACGGATGAGCT
L12716	CATGGCTTGGAATAGCAACAAAC
H12909	AGTAGGGCAGATACCGGTGTAG
L13125	CAACCCCAACTAGCATTTCTTC
H13882	GGTAGGTTAGAGGATGCAATGG
L14236	ACACCATTACCGACCAACTACC
L14331	CCACCGTTGTTATTCAACT
H14390	TTGTAGTTGAATAACAACGG
L15662	CTACCCCTAACTCCCAAAGC
H16200	GAGAACCCTTACCCGCTGGAGTGAAC

PCR primers and nested sequencing primers used to amplify part of ND2, COI and the control region in mtDNA from 30 individuals of Atlantic halibut are presented in table 9.

Table 9: Amplified fragments and sequencing primers used in SNP analysis part of ND2, COI and the control region in 30 individuals of Atlantic halibut.

Primer	Fragment	Sequence
L4143	1	ACTGGCTCCTCGCTTGAATA
H5087		GAGAAGAAGGGTGGTTGCTG
L4287	Sequencing primer	CAAGCACTACCAACGCTTGA
L5931	2	CAATCTTCTCACTTCACCTTGC
H6601		ACTACATAGTATGTGTCATGC
H6581	Sequencing primer	CAGAACAATCTCGAGAGAGG
L15662	3	CTACCCCTAACTCCCAAAGC
H16385		GGATGACAGAAGAAATGAGC
L15711	Sequencing primer	CATAAATGTACAATGAAGG

Agarose gel electrophoresis

Gel electrophoresis is a technique for separating charged molecules with different sizes. In an agarose gel, the negatively charged DNA fragments move toward the positive electrode at a rate inversely proportional to their length. After the electric field is applied for a certain period, DNA fragments of different size will be separated. The DNA is visualised in the gel by addition of ethidium bromide. This binds strongly to DNA by intercalating between the bases and is fluorescent meaning that it absorbs invisible UV light and transmits the energy as visible light.

1. Melt 0,7% - 2,5% agarose in 0,5 x TBE electrophoresis buffer in a microwave oven and cool to 65°C.
2. Add ethidium bromide (EtBr) to a final concentration of 0,5 µg/ml and pour the gel into an appropriate mold with a slot former in place.
3. When the gel is fully set, place it in an electrophoresis chamber.
4. Add 1 µl loading buffer (Takara) to 5 µl of sample, before loading the samples. Pour electrophoresis buffer (0,5 x TBE) over the gel to cover it. 6 µl 1 kb DNA plus ladder (Invitrogen™) is run alongside the samples for estimation of DNA size in each band and estimation of the DNA quantity in each band.
5. Run the gel at 4-5 V/cm (measured as the distance between the cathode and the anode) until the bromophenol blue colour band has migrated 2/3 of the gel.
6. After separation, place the gel on top of a UV-transilluminator (365 nm) and photograph the gel.

10xTBE buffer stock

900 mM Tris Borate
20 mM EDTA pH 8.0

Extraction of DNA from gel

DNA bands were excised from an agarose gel and extracted from the gel using E.Z.N.A.[®] Gel Extraction Kit (cat. # D2500-02). This removes primers and remaining nucleotides (dNTP). The manufacturer's protocol for gel extraction was followed. DNA was eluted in 40 μ l of elution buffer. Concentration and purity of DNA after elution was determined using OD₂₆₀ and OD₂₈₀ readings from a biophotometer. The PCR product was now ready for cloning or sequencing.

Cloning of the fragments into the TOPO vector

Due to heteroplasmy, PCR fragments containing the control region were cloned into a plasmid vector (pCR[®]4-TOPO[®]) using the TOPO TA Cloning kit for Sequencing from Invitrogen (cat.# K4575-01). The critical steps in the procedure are shown in figure 7 below.

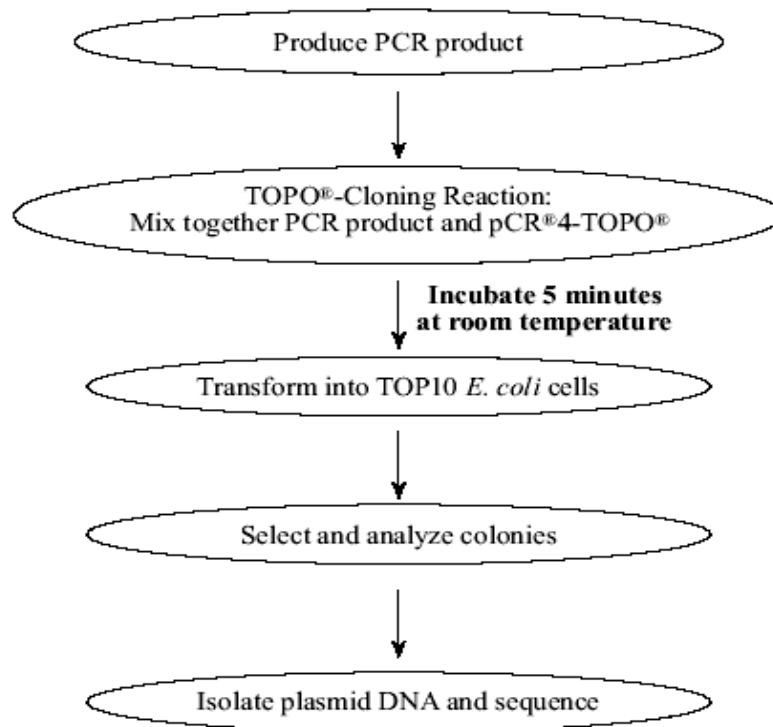


Figure 7: The flow chart above outlines the experimental steps necessary to clone PCR products. (Instruction manual TOPO TA cloning kit, Invitrogen)

The protocol for chemically competent cells was followed. LB agar plates and LB medium were made from recipes in the manufacturer's protocol. Bacteria were incubated at 37°C overnight on LB agar plates, employing kanamycin (50 μ g/ml final concentration) as the selective agent and x-gal for blue-white screening (40 μ l per plate, 20 mg/ml stock solution).

Assumed positive clones (white) were used to inoculate 10ml of LB medium containing 50 µg/ml kanamycin. 10 colonies from each plate were picked. The inoculated medium was incubated overnight in a shaking incubator at 37°C.

Plasmid DNA was isolated using Wizard[®] Plus SV Minipreps from Promega (cat. # A1460). The centrifugation protocol was followed.

Screening for recombinants

To determine whether or not the colonies contained the insert of interest colony PCR or restriction analysis were performed.

Colony PCR

1. Pick a well isolated colony and transfer half of it to 50µl of sterile water. The other half is transferred to a 10µl disposable pipette tip and kept in a sterile 1,5 ml eppendorf tube at 4 c, awaiting the result of colony PCR.
2. Boil the 50 µl of water containing the bacteria for 10 minutes. This causes the bacteria to lyse and release the plasmid.
3. Centrifuge at 16000 x g for 5 minutes.
4. Use 5 µl of the supernatant in a 50 µl PCR with nested primers, or the same primers as in the original PCR if no suitable primers are available.
5. The product is run on a gel. A band at of expected length indicates a positive colony.

Restriction analysis

Restriction enzymes cut double stranded DNA at specific recognition sequences. The plasmid used for cloning is designed with recognition sites for several different restriction enzymes at each side of a potential DNA insert. After plasmids had been isolated they were digested with an enzyme called EcoR I for 2 hours at 37 C and the reaction was run on a gel. EcoR I cuts after the first nucleotide in the following sequence: GAATTC. A band corresponding to the length of the plasmid will always occur. The insert of interest can occur as one band or several shorter bands, that together add up to the expected length.

A digestion with EcoR I consisted of:

Plasmid approx. 100ng/ul	2 ul
EcoR I 10 U/ul	0,5 ul
Buffer 10x	2 ul
Water	15,5 ul
Total volume	20 ul

Sequencing

Sequencing was performed on PCR fragments and cloned inserts using a BigDye Terminator Ver3.1 kit (Applied Biosystems). Primers used were the same as those used for PCR including inner primers, all presented in tables 5, 6, 7, 8 and 9.

Component	Amount
PCR product	30-300 ng
Big Dye	1 ul
Sequencing buffer 5x	2 ul
Primer 3,5 uM	1 ul
Water to adjust volume)	x ul
Total volume	10 ul

150–300 ng of plasmid or 60-80 ng of a PCR product of 4 kb was used as template for sequencing with the following cycling parameters:

Initial denaturation	96°C	1 min
Denaturation	96°C	30 sec
Annealing	50°C	15 sec
Elongation	60°C	4 min
Cycles	35	

After sequencing-reactions samples were precipitated using ethanol / EDTA and sent to UNN in Tromsø for separation analysis using the Applied Biosystems 3130xl Genetic Analyzer.

Procedure for Ethanol/EDTA precipitation:

1. 1 µl 125 mM EDTA, 1 µl 3 M Natrium acetat, pH 7.5, 27 µl 96% ethanol and 10 µl sequencing reaction were added to a 1.5 ml eppendorf tube.
2. The mixture was gently mixed and incubated at room temperature for 15 minutes.
3. The tube was centrifugated at room temperature for 15 minutes at 13000 rpm.
4. The supernatant was removed.
5. 150 µl 70% ethanol was added.
6. The tube was centrifuged at room temperature for 5 minutes at 13000 rpm.
7. All the ethanol was removed.
8. The sample was air dried.

Bioinformatics

Computer analysis of DNA sequences, such as editing and assembling was performed using the Lasergene DNA Star package. EditSeq was used to edit the sequences. The first and last part of a sequence is often of poor quality and was therefore removed. Undetermined bases

found internally in the sequence were changed into the correct bases if this could be determined by manual reading of the chromatogram files. EditSeq was also used for translation of protein coding DNA into amino acids.

After editing the sequences, they were assembled in SeqMan. When assembling the first Atlantic halibut mtDNA sequence, the entire mitochondrial sequence from stone flounder was used as a backbone to help assemble the sequences correctly. The complete mtDNA sequence from Atlantic halibut was then used as a backbone when assembling subsequent individuals of Atlantic halibut, Pacific halibut and Greenland halibut.

A variety of programs was used for further analysis: For statistical analysis of the mtDNA sequences DNASP was used (Rozas et al. 2003). The putative open reading frames (ORF) were identified Gene finder program available in NCBI using the mitochondrial genetic code. Similarity searches were done using BLAST (Altschul et al. 1990). Both programs are available at the NCBI web site www.ncbi.nlm.nih.gov/gorf/gorf.htm and www.ncbi.nlm.nih.gov/blast/. 21 out of 22 tRNA were identified using the computer software tRNAscan-SE 1.21 (Lowe and Eddy 1997) found at www.genetics.wustl.edu/eddy/tRNAscan-SE, with the default parameters for mitochondrial DNA. tRNA-Ser was identified by sequence homology with Stone flounder.

Phylogenetic analysis were performed using Clustal X (Thompson et al. 1997) and MEGA 3.1 (Kumar et al. 2004) as follows: An alignments of sequences from the species to be included was created by Clustal X A phylogenetic tree based on the alignment were produced by the use of Neighbor Joining (NJ), Minimal Evolution (ME) and maximum parsimony (MP) methods. A bootstrap with 2000 replicates was performed to determine the reliability of the different parts of the inferred trees. In trees including only Pleuronectiform species, *Lycodes toyamensis* and *Sebastes schlegeli* were used as an outgroup to root the tree. A tree including Salmonidae and Gadidae species were rooted by *Dorosoma cepedianum* and *Cromeria nilotica*. These species were chosen because they belong to the sister taxa of the least common taxonomic group of the species in quest. Two species was used as an outgroup to make sure that the outgroup really was an outgroup relative to the species in focus.

Results

Genome content

37 genes (two rRNAs, 13 proteins and 22 tRNAs) were identified in Atlantic halibut, Pacific halibut and Greenland halibut. This is the same as is found in other vertebrates, as reviewed by Boore (1999). A large non-coding control region was identified by its content of conserved sequence motifs. The majority of the genes were encoded on the H-strand, except those for ND6 and 8 tRNA genes. In some of the tRNAs and protein coding genes, base-sharing and reading frame overlaps were observed. All genes in the three species were of identical size, except for the 16S rRNA gene. Here the gene in Greenland halibut was one bp longer than the one found in Atlantic halibut and Pacific halibut. In addition to the origin of replication of the light strand (Ori L, 38 bp), a few non-coding insertion sequences were found in Atlantic-, Pacific- and Greenland halibut. The largest one was located between tRNA-Ser^{UCN} and tRNA-Asp, and was 14 bp. Extensive length variation was observed in the control region, due to variation in copy number of a 61 bp repeat motif.

Localization of protein coding genes, tRNA and rRNA, as well as other features in the mitochondrial genome from Atlantic halibut, Pacific halibut and Greenland halibut are presented in Tables 10, 11 and 12, respectively

The mtDNA genome in Atlantic halibut 1, 2, 3 and 4 was 17546 bp, 17619 bp, 17973 bp and 17729 bp.

Table 10: Localization of genes and features in the mitochondrial genome of Atlantic halibut (*Hippoglossus hippoglossus* L). tRNA genes denoted by their three letter abbreviations

Gene	From	To	Size (bp)	Codon (Init./Term.)		Anticodon (tRNA)
Phe	1	68	68			GAA
12S rRNA	69	1017	949			
Val	1018	1091	74			TAC
16S rRNA	1092	2806	1715			
Leu ^{UUR}	2807	2880	74			UUA
ND1	2881	3855	975	ATG	TAG	
Insertion	3855	3860	6			
Ile	3861	3931	71			GAU
Gln	4001	3931 (L)71				UUG
Met	4001	4069	69			CAU
ND2	4070	5115	1046	ATG	TA-	
Trp	5116	5187	72			
Insertion	5188		1			
Ala	5257	5189 (L)69				UGC
Insertion	5258		1			
Asn	5331	5259 (L)73				GUU
Ori L	5332	5369	38			
Cys	5434	5370 (L)65				GCA
Tyr	5502	5435 (L)68				GUA
Insertion	5503		1			
COI	5504	7069	1566	GTG	AGA	
Ser ^{UCN}	7135	7065 (L)71				UGA
Insertion	7136	7149	14			
Asp	7150	7220	71			GUC
Insertion	7221	7226	6			
COII	7227	7917	691	ATG	T--	
Lys	7918	7990	73			UUU
Insertion	7991		1			
ATP8	7992	8159	168	ATG	TAA	
ATP6	8150	8832	683	ATG	TA-	
COIII	8833	9617	785	ATG	TA-	
Gly	9618	9689	72			UCC
ND3	9690	10038	349	ATG	T--	
Arg	10039	10107	69			UCG
ND4L	10108	10404	297	ATG	TAA	
ND4	10398	11778	1381	ATG	T--	
His	11779	11848	70			GUG
Ser ^{AGY}	11849	11915	67			
Insertion	11916	11918	3			
Leu ^{CUN}	11919	11991	73			UAG
ND5	11992	13830	1839	ATG	TAA	
ND6	14348	13827 (L)	522	ATG	TAG	
Glu	14417	14349 (L)	69			UUC
Insertion	14418	14421	4			
Cyt-b	14422	15562	1141	ATG	T--	
Thr	15563	15635	73			UGU
Pro	15705	15635 (L)	71			UGG
Control region	15706	17546	1841			

The mitochondrial genome of Pacific halibut 1, 2, 3 and 4 was 17841 bp, 17841 bp, 17963 bp and 17902 bp.

Table 11: Localization of genes and features in the mitochondrial genome of Pacific halibut (*Hippoglossus stenolepis* L). tRNA genes denoted by their three letter abbreviations

Gene	From	To	Size (bp)	Codon (Init./Term.)		Anticodon (tRNA)
Phe	1	68	68			GAA
12S rRNA	69	1017	949			
Val	1018	1091	74			UAC
16S rRNA	1092	2806	1715			
Leu ^{UUR}	2807	2880	74			UAA
ND1	2881	3855	975	ATG	TAG	
Insertion	3856	3860	5			
Ile	3861	3931	71			GAU
Gln	4001	3931 (L)71				UUG
Met	4001	4069	69			CAU
ND2	4070	5115	1046	ATG	TA-	
Trp	5116	5187	72			
Insertion	5188		1			
Ala	5257	5189 (L)69				UGC
Insertion	5258		1			
Asn	5331	5259 (L)73				GUU
Ori-L	5332	5369	38			
Cys	5434	5370 (L)65				GCA
Tyr	5502	5435 (L)68				GUA
Insertion	5503		1			
COI	5504	7069	1566	GTG	AGA	
Ser ^{UCN}	7135	7065 (L)71				UGA
Insertion	7136	7149	14			
Asp	7150	7220	71			GUC
Insertion	7221	7226	6			
COII	7227	7917	691	ATG	T--	
Lys	7918	7990	73			UUU
Insertion	7991		1			
ATP8	7992	8159	168	ATG	TAA	
ATP6	8150	8832	683	ATG	TA-	
COIII	8833	9617	785	ATG	TA-	
Gly	9618	9689	72			UCC
ND3	9690	10038	349	ATG	T--	
Arg	10039	10107	69			UCG
ND4L	10108	10404	297	ATG	TAA	
ND4	10398	11778	1381	ATG	T--	
His	11779	11848	70			GUG
Ser ^{AGY}	11849	11915	67			
Insertion	11916	11918	3			
Leu ^{CUN}	11919	11991	73			UAG
Insertion	11992		1			
ND5	11993	13831	1839	ATG	TAA	
ND6	13828	14349 (L)	522	ATG	TAG	
Glu	14418	14350 (L)	69			UUC
Insertion	14419	14422	4			
Cyt-b	14423	15563	1141	ATG	T--	
Thr	15564	15636	73			UGU
Pro	15706	15636 (L)	71			UGG
Control region	15707	17841	2135			

The mitochondrial genome of Greenland halibut 1, 2, 3 and 4 was 18017 bp, 18139 bp, 17895 bp and 18078 bp.

Table 12: Localization of genes and features in the mitochondrial genome of Greenland halibut (*Reinhardtius hippoglossoides* L). tRNA genes denoted by their three letter abbreviations

Gene	From	To	Size (bp)	Codon (Init./Term.)		Anticodon (tRNA)
Phe	1	68	68			GAA
12S rRNA	69	1017	949			
Val	1018	1091	74			UAC
16S rRNA	1092	2805	1714			
Leu ^{UUR}	2806	2879	74			UAA
ND1	2880	3854	975	ATG	TAA	
Insertion	3855	3859	5			
Ile	3860	3930	71			GAU
Gln	4000	3930 (L)	71			UUG
Met	4000	4068	69			CAU
ND2	4069	5114	1046	ATG	TA-	
Trp	5115	5186	72			
Insertion	5187		1			
Ala	5256	5188 (L)	69			UGC
Insertion	5257		1			
Asn	5330	5258 (L)	73			GUU
Ori-L	5331	5368	38			
Cys	5433	5369 (L)	65			GCA
Tyr	5501	5434 (L)	68			GUA
Insertion	5502		1			
COI	5503	7068	1566	GTG	AGA	
Ser ^{UCN}	7134	7064 (L)	71			UGA
Insertion	7135	7148	14			
Asp	7149	7219	71			GUC
Insertion	7220	7225	6			
COII	7226	7916	691	ATG	T--	
Lys	7917	7989	73			UUU
Insertion	7990		1			
ATP8	7991	8158	168	ATG	TAA	
ATP6	8149	8831	683	ATG	TA-	
COIII	8832	9616	785	ATG	TA-	
Gly	9617	9688	72			UCC
ND3	9689	10037	349	ATG	T--	
Arg	10038	10106	69			UCG
ND4L	10107	10403	297	ATG	TAA	
ND4	10397	11777	1381	ATG	T--	
His	11778	11847	70			GUG
Ser ^{AGY}	11848	11915	67			
Insertion	11916	11918	3			
Leu ^{CUN}	11919	11991	73			UAG
ND5	11992	13830	1839	ATG	TAA	
ND6	13827	14348 (L)	522	ATG	TAG	
Glu	14417	14349 (L)	69			UUC
Insertion	14418	14421	4			
Cyt-b	14422	15562	1141	ATG	T--	
Thr	15563	15635	73			UGU
Pro	15705	15635 (L)	71			UGG
Control region	15706	18017	2312			

Protein coding genes

Thirteen protein coding genes were identified by sequence alignment with mtDNA from bastard halibut (*Paralichthys olivaceus*) and stone flounder (*Platichthys bicoloratus*) as well as putative open reading frames (www.ncbi.nlm.nih.gov/projects/gorf/).

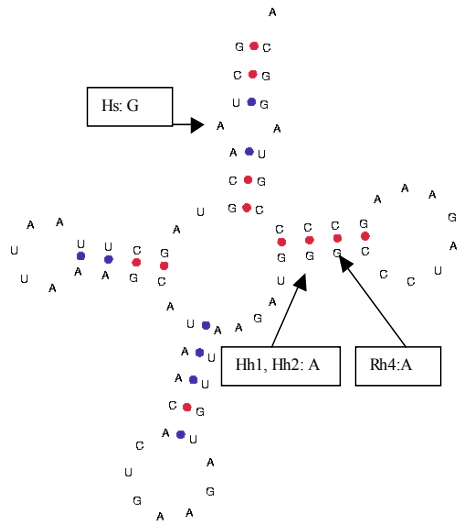
Among the protein coding genes, cytochrome oxidase subunit 1 (COI) begins with the GTG codon, while the others begin with the ATG codon, the standard initiation codon. Seven of 13 protein coding genes end with a truncated termination codon, such as T or TA, judging from the 5' end of downstream tRNA genes. Complete termination codons are proposed to be created after post-transcriptional addition of adenosine at the RNA level. COI ends with AGA, and ND6 ends with TAG.

ATP8 and ATP6 share 10 bases, ND4L and ND4 share 7 bases and ND5 and ND6 share 4 bases, but ND5 and ND6 are coded on opposite strands.

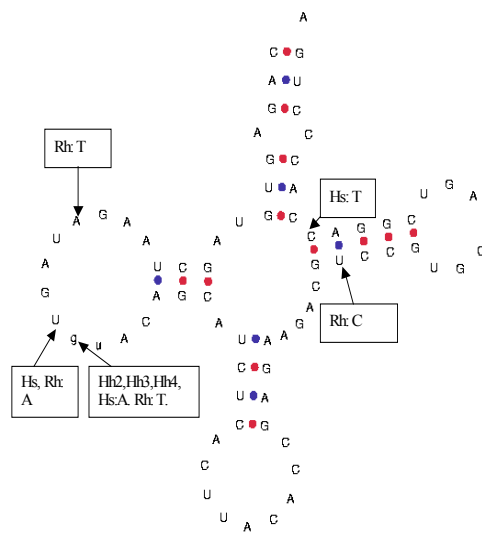
Ribosomal RNA genes

The two rRNA genes are located between the tRNA^{Phe} and tRNA^{Leu(UUR)}, separated by tRNA^{Val}. The length of the 12S rRNA gene was 949 bp long in Atlantic halibut, Pacific halibut and Greenland halibut. 16S rRNA gene was 1714 bp long in Atlantic halibut and Pacific halibut, and 1715 bp long in Greenland halibut.

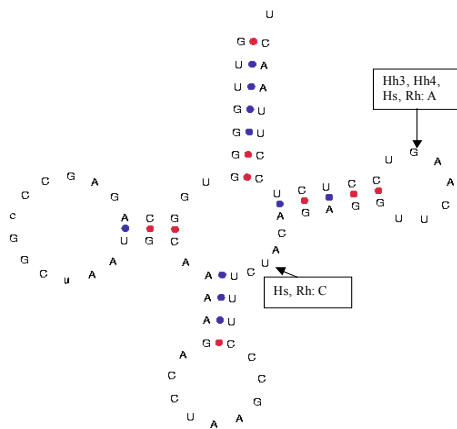
tRNA-Phe



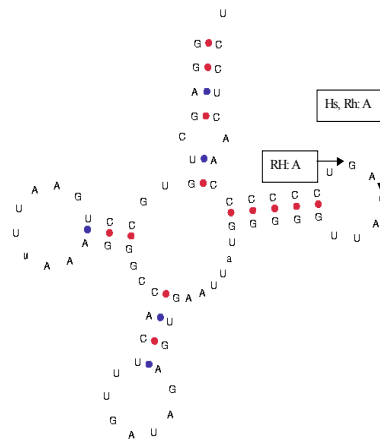
tRNA-Val



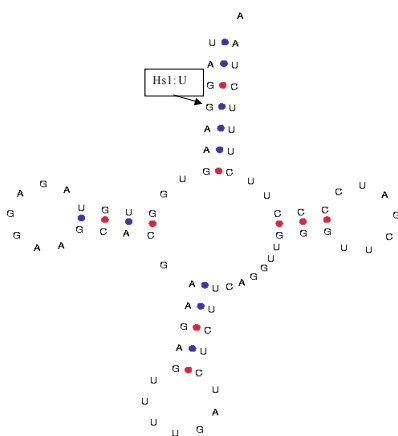
tRNA-Leu (UUR)



tRNA-Ile



tRNA-Gln



tRNA-Met

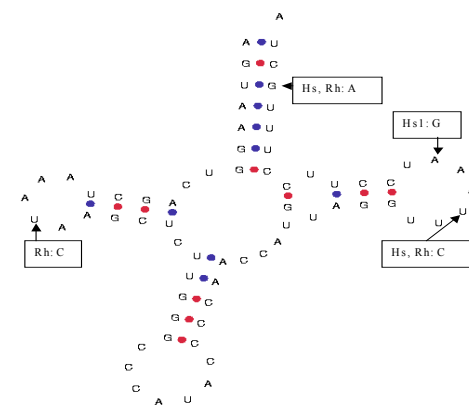
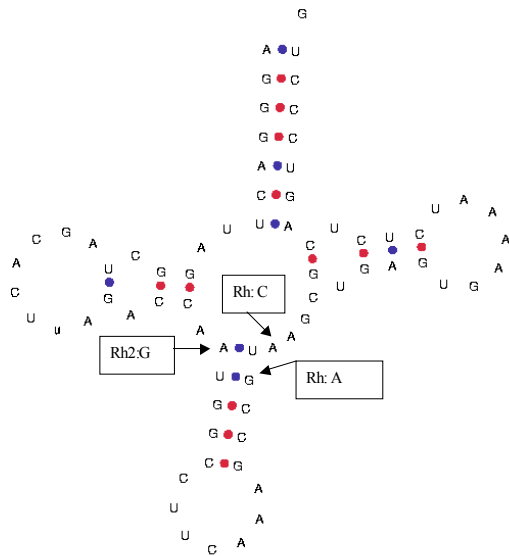
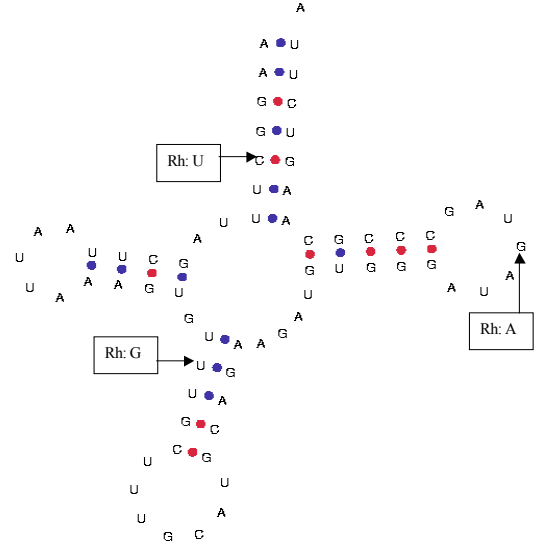


Figure 9: Proposed secondary structure of mitochondrial tRNA genes in Atlantic halibut 1, with nucleotide substitutions found in individuals of Atlantic halibut (Hh), Pacific halibut (Hs) and Greenland halibut (Rh). The amino acid recognition site in the 3' end is not shown. Figures created by tRNA-SE 2.1 (Lowe and Eddy 1997).

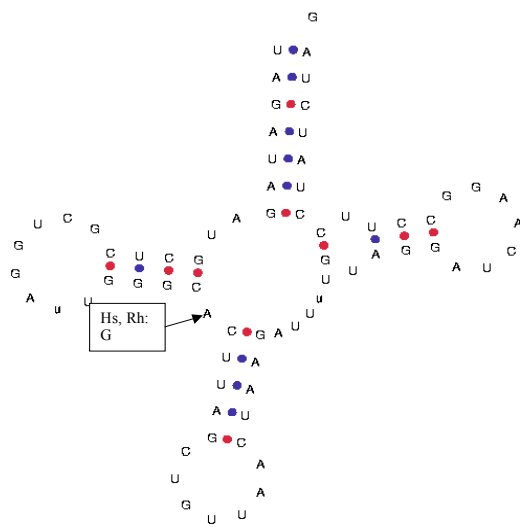
tRNA-Trp



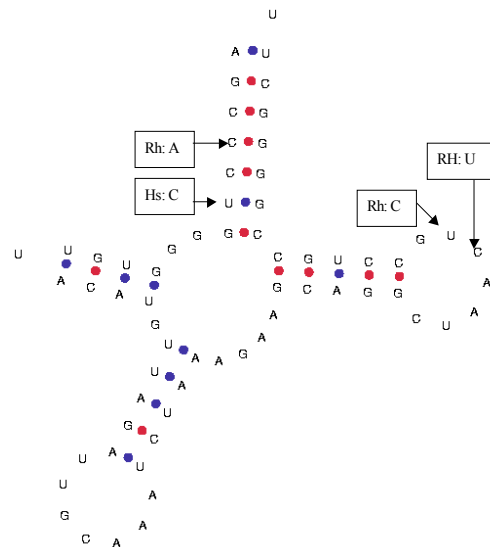
tRNA-Ala



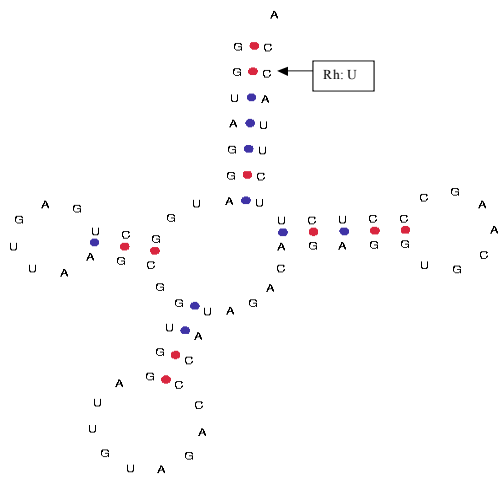
tRNA-Asn



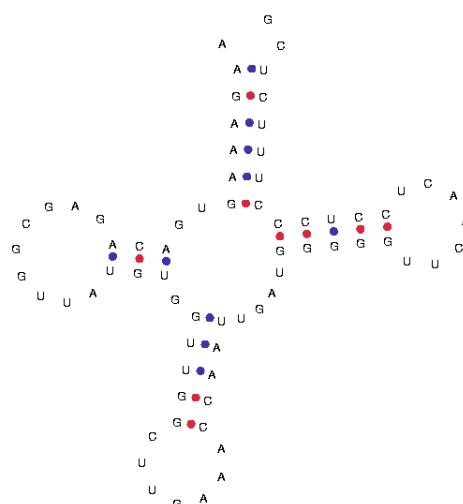
tRNA-Cys



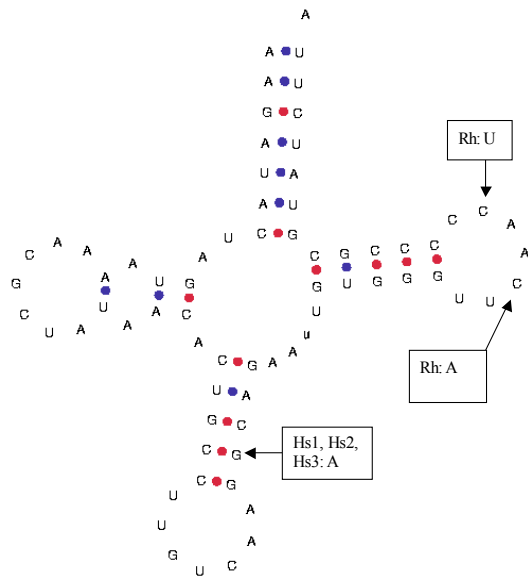
tRNA-Tyr



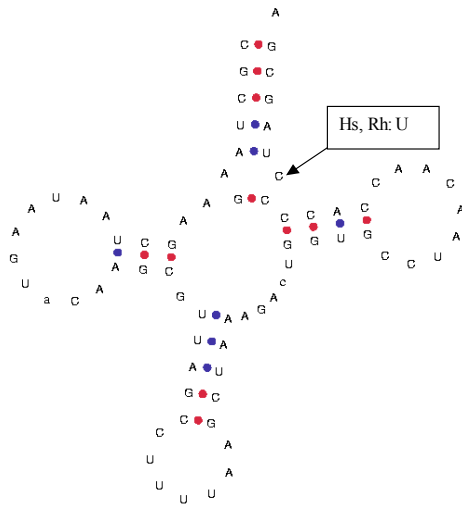
tRNA-Ser (UCN)



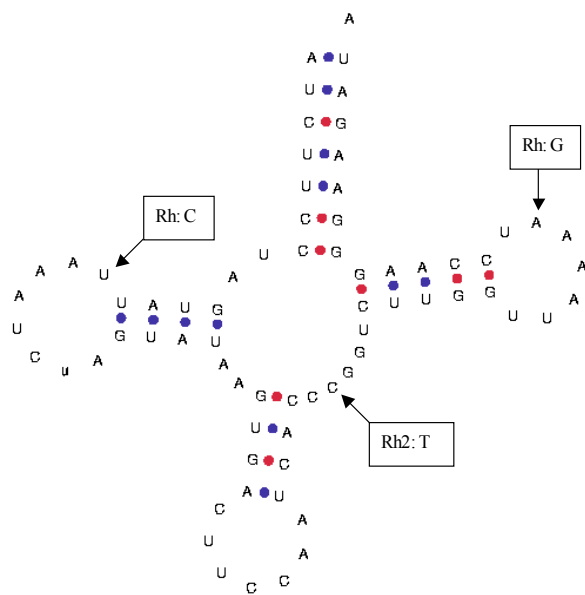
tRNA-Asp



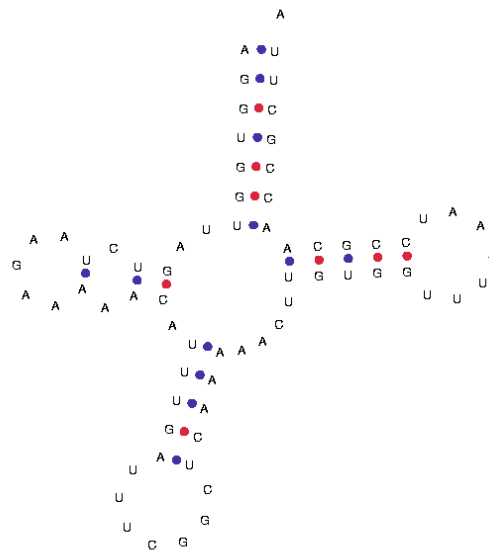
tRNA-Lys



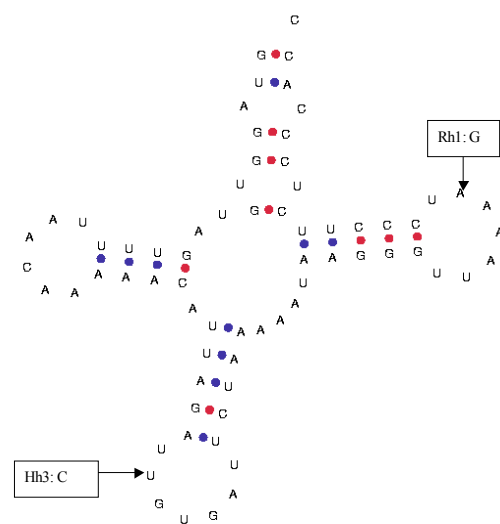
tRNA-Gly



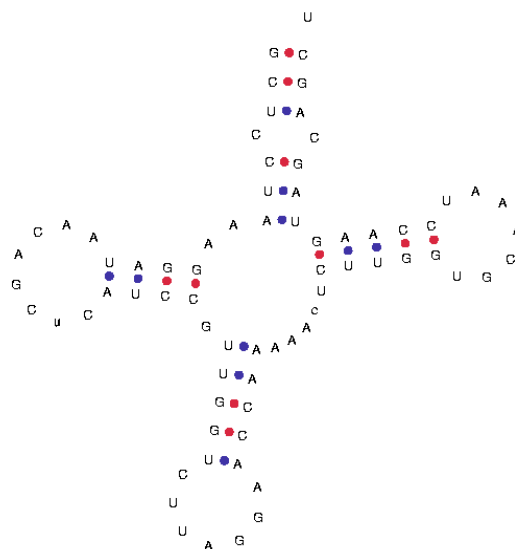
tRNA-Arg



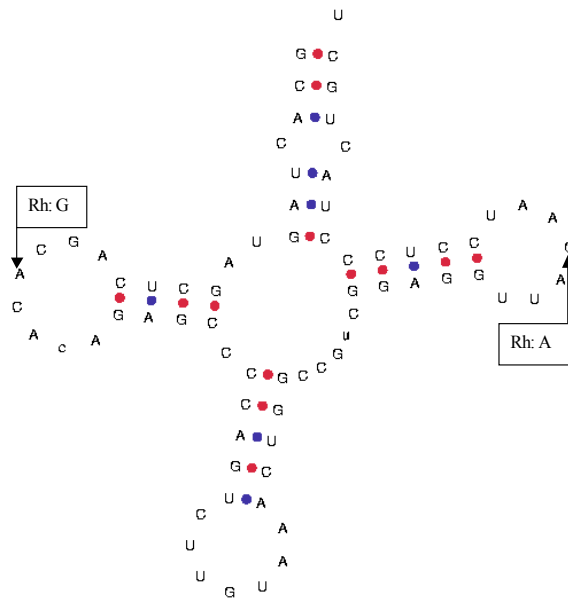
tRNA-His



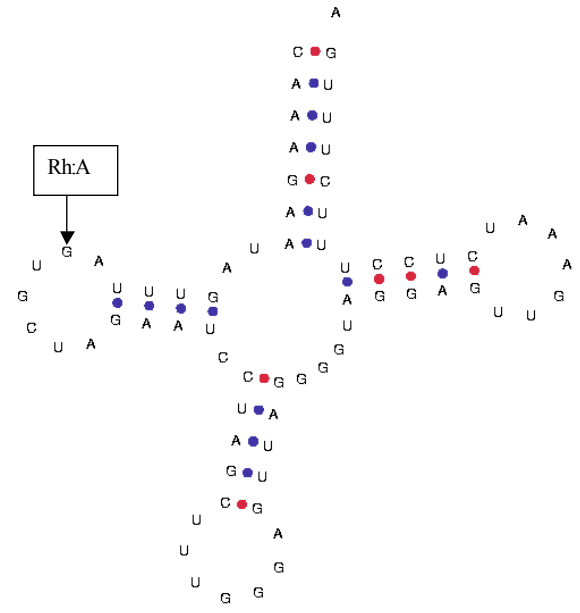
tRNA-Leu (CUN)



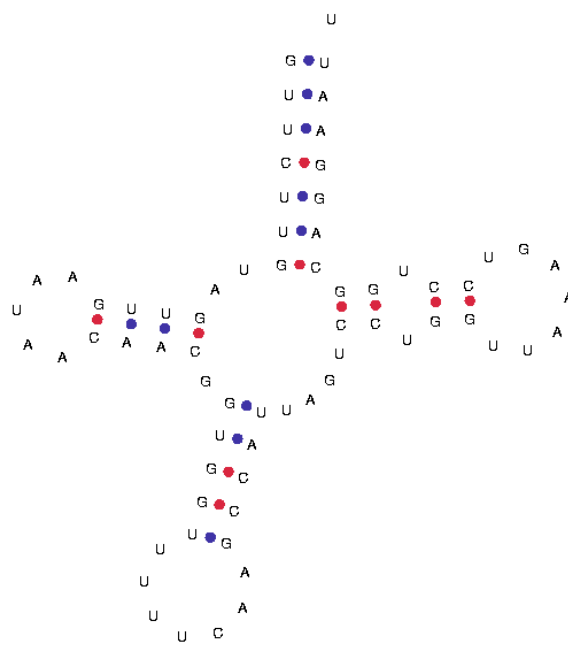
tRNA-Thr



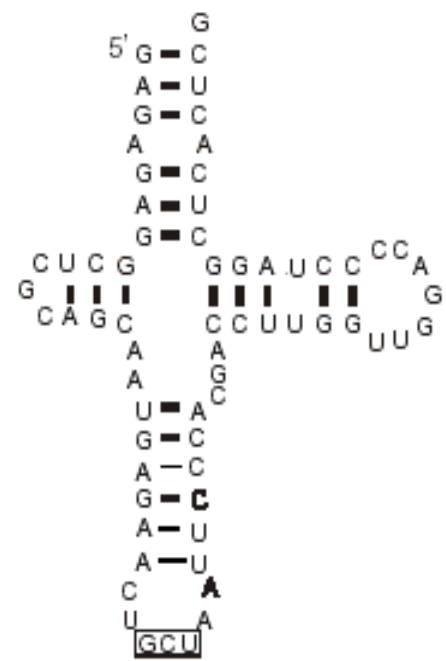
tRNA-Pro



tRNA-Glu



tRNA-Ser (AGY)



Non coding regions

Replication origin of light strand (Ori-L)

A non-coding sequence associated with the putative L-strand replication origin is 38 bp long and located between tRNA-Asn and tRNA-Cys. This region, together with a part of tRNA-Cys is able to form a stable stem-loop structure with 12 paired bases in the stem (Fig 10). The conserved motif (5'-GCCGG-3') was found in the stem of the tRNA-Cys.

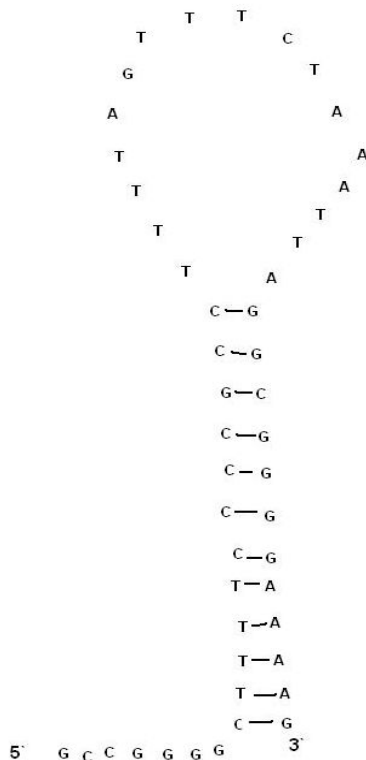


Figure 10: Proposed secondary structure of the replication origin of light strand in Atlantic halibut, with the conserved motif 5'-GCCGG-3'. Nucleotide sequence of the H-strand is shown.

Control region

The control region is the largest non coding region. It is flanked by the tRNA^{Pro} and tRNA^{Phe} genes. Three domains are found in the control region; one hyper variable domain known as the ETAS region (Extended Termination Associated Sequences), one central conserved domain (CC region) and one conserved sequence block domain (CSB-region) (Fig 11). Several conserved motifs were identified by comparison with other fish control regions (Breines 2005; Inoue et al. 2001; Kim and Lee 2004; Lee et al. 1995; Nesbø et al. 1998; Saitoh et al. 2000) (Fig 11 and 12).

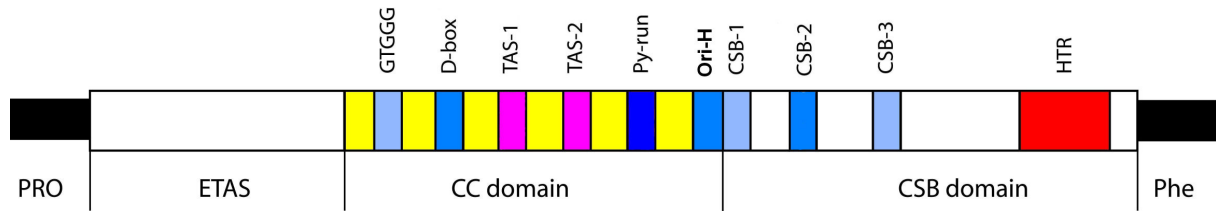


Figure 11: Schematic view of control region consisting of the three domains; ETAS, CC and CSB. The region is localized between tRNA-Pro and tRNA-Phe. A number of conserved sequence motifs were identified

```

Hippoglossus_hippoglossus_1      -----TGGTACA-TAAATGTACAATGAAGGATTTTCA-TATACATG
Hippoglossus_stenolepis_1      -----TGGTACA-TAAATGTACAATGAAGGATTTTCA-TATACATG
Reinhardtius_hippoglossoides_1  -----CGGCATAATGTATGTAAAGCAAAGGATTTTCA-TATACATG
Verasper_variegatus             TTGCATACGCAGTGT-CATACGATACGCATGCAATTTTCA-TGTGCATA
Limanda_ferruginea             -----GACACAATACATGTACA--TGAAGGTTTTCA-TGTACATG
Hippoglossoides_platessoides    -----ATGAATGTACAATAAAGGATTTTCAATGTACATC
Paralichtys_olivaceus          -----GGAACATATGTTTTATGAAAATT----AATATACATA
Solea_vulgaris                 -----TTCTGTTTTATATG---TATGAAAAAT----AATA--CATA
                                   * * * * *

Hippoglossus_hippoglossus_1      TATGTAATAACACCATATATTTATAGTAACCATTTTATGTGATGTACTAG
Hippoglossus_stenolepis_1      TATGTAATAACACCATATATTTATAGTAACCATTTTATGTAATGTACTAG
Reinhardtius_hippoglossoides_1  TATGTATTAACACCATATATTTATAGTAACCATTTTGTGTAATGTACTAG
Verasper_variegatus             TATGTAATAACACCATATATTTATAGTAACCATTTTATGTGATGTACTAA
Limanda_ferruginea             TTTGTAATAACACCATATATTTATAGTAACCATTTTATATAATGAAGTACTAG
Hippoglossoides_platessoides    TATGTAATAACACCATATATTTATAGTAACCATTTTGTATAGTGTACTAG
Paralichtys_olivaceus          TATGTAATTACACCATATATTTATAGTAACCATTAAGTCCGATG-TACAA
Solea_vulgaris                 TATGTATATACACCATTAATCTATATTAACCATTTTATATAATGCTTTTC
* **** * ***** ** ***** ** * * * * *

Hippoglossus_hippoglossus_1      GACATACATGTATAATCACCAAATCTCGTAATACAGCACTCATTTCATCAA
Hippoglossus_stenolepis_1      GACATACATGTATAATCACCACATCTCGTAATAGAACACTCATTCCACCAC
Reinhardtius_hippoglossoides_1  GACATACATGTATAATCACCTAACATAGTAATATAGCACTCATTTCATCAC
Verasper_variegatus             GACATTCATGTATTTATAACCTAATCTAGTAATATAGCACTCATTCCACAA
Limanda_ferruginea             GACATTCATGTATAATAACCTAATCTAGTAATTAAGCACTCATTTCATCAA
Hippoglossoides_platessoides    GACATACATGTATAATAACCTAATCTAGTAAAAATAGCACTCATAACAACAC
Paralichtys_olivaceus          GACACAATGGATG-TGAACAAAACATGGTGTCAAACATTCATATACCAG
Solea_vulgaris                 TACATTACTGATTAATCACCACATCTCGAAATAAACCATTCACTTATCAC
*** ** * * * * * * * * * * * * * * * * * * * *

Hippoglossus_hippoglossus_1      CATTTTTAACTAAGATAG-ACTAAAACC-TGAATAATCACTAATCTTAAA
Hippoglossus_stenolepis_1      CATTTTTAACTAAGACGA-ACTAAAACC-TGAGTGATCACTAATCTTAAA
Reinhardtius_hippoglossoides_1  CATTTTTAACTAAGAAATFACTAGAACCCTGACTTCACATTCACGTTACA
Verasper_variegatus             CATTTTTAACTAAGTAA-ACTAAAACC-TAATTAATCACTAATTTTAAA
Limanda_ferruginea             CAATTTTACCTAAGATAG-ACTAGAACC-TAGACAAGCACTAACCTTACA
Hippoglossoides_platessoides    CA-TTTTTAACTAAGAGTT-ACTAGAACC-CAACTACTACTAATATAACA
Paralichtys_olivaceus          C-TATATAACTAAATATATACAAAAACCAA-ACCTATAA--GGTATA---
Solea_vulgaris                 T-TACTATACTAAG-ACGGACCCAAACCAATACTTGTA--AATTCAACT
**** ** ***** *

Hippoglossus_hippoglossus_1      TATGTGA-AAGTCCAGGACCAGTCTGA---AATCTAAGACCGAACACAACA
Hippoglossus_stenolepis_1      TAAGTGA-AAGTCCAGGACCAGTCTGA---GATCTAAGACCGAACACAACA
Reinhardtius_hippoglossoides_1  TATGTGA-AATTCAGGACCAGCCGA---CATTTAAGACCGAACACAACA
Verasper_variegatus             TATGTAA-AACTCTAGGACCAATCTGA---AATTTAAGACCGAACACGACA
Limanda_ferruginea             TTAGTGA-AATTCAGGACCAGTCTGA---AACTTAAGACCGAACACAACA
Hippoglossoides_platessoides    TATGTGG-AAGTCAAGGAGTAGTCTGA---AACTTAAGACCGAACACAACA
Paralichtys_olivaceus          -CAATAAAGAATTAAGACTAGTCTGA---AACTTTACACCGAACACAACC
Solea_vulgaris                 TCAATAA-GAATTCAGTCTAATCGATCCGACAAGACTCCACATAAAAAC
* * * * * * * * * * * * * * * *

```

Figure 12: Alignment of ETAS and CC region of the control region in 8 Pleuronectiform species. Nine conserved domains were identified. CSB; conserved sequence blocks, TAS; termination associated sequence (putative position), D-box, replication origin H-strand (O_H) and Py-run; repeats of Pyrimidine bases. Nucleotide sequence of the L-strand is shown.

Hippoglossus_hippoglossus_1
 Hippoglossus_stenolepis_1
 Reinhardtius_hippoglossoides_1
 Verasper_variegatus
 Limanda_ferruginea
 Hippoglossoides_platessoides
 Paralichtys_olivaceus
 Solea_vulgaris

CTCATCAGTCGAGT-TATACCAAGACTCAAATCTCGCCGACCCCAA-AA
 CTCATCAGTCGAGT-TATACCAAGACTCAAATCTCGCCGACCTCAA-AA
 CTCACCGGTCAAGT-TATACCAAGACTCAAATTTCACTCACTTAAA-AA
 CTCATCAGTTAAGT-TATACCAAGACTCAAATCTCGCCCATCATAA-AF
 CTCATCAGTCGAGT-TATACCAAGACTCAAATCTC-TTCACGCCAA-AA
 CTCATCAGTCGAGT-TATACCAAGACTCAAATCCCTTCAACATCAA-AA
 TTCATATGTCAAGT-TATACCAAGACTCAAACCTCTGTGATCCCAA-AT
 TG-ACACGGTAAATATATACTTTGATCCAACATCTATAAATTAACTAC
 *

Hippoglossus_hippoglossus_1
 Hippoglossus_stenolepis_1
 Reinhardtius_hippoglossoides_1
 Verasper_variegatus
 Limanda_ferruginea
 Hippoglossoides_platessoides
 Paralichtys_olivaceus
 Solea_vulgaris

TCCTATGTAGTAAGAGCCTACCAACC-GGTGATTCCTTAATGATAACTCT
 TTCTATGTAGTAAGAGCCTACCAACC-GGTGATTCCTTAATGATAACTCT
 ACCAACC AATAAGAGCCTACCAACC-GGTGATTCCTTAATGATAACTCT
 TTCTATGTAGTAAGAGCCTACCAACC-GGTGATTCCTTAATGATAACTCT
 TTCGATGTAGTAAGAGCCTACCAACC-GGTGATTCCTTAATGATAACTCT
 CCCTATGTAGTAAGAGCCTACCAACC-GGTGATTCCTTAATGATAACTCT
 TCCCATGAGTAAGAGCCTACCAACC-GTTGATTTACTTAATGCCAACGGT
 AAATGCGCAGTAAGAGCCTACCAACAAGCTCATATCTTAATGATAACTCT
 *

GTGGG-box

Hippoglossus_hippoglossus_1
 Hippoglossus_stenolepis_1
 Reinhardtius_hippoglossoides_1
 Verasper_variegatus
 Limanda_ferruginea
 Hippoglossoides_platessoides
 Paralichtys_olivaceus
 Solea_vulgaris

TATTGAGGGTGAGGGACAAAAATTGTGGGGGTTTCACTCGGTGAATTAAT
 TATTGAGGGTGAGGGACAAAAATTGTGGGGGTTTCACTCGGTGAATTAAT
 TATTGAGGGTGAGGGACAAAAATTGTGGGGGTTTCACTCGGTGAATTAAT
 TATTGAGGGTGAGGGACAAAAATTGTGGGGGTTTCACTCGGTGAATTAAT
 TATTGAGGGTGAGGGACAAAAATTGTGGGGGTTTCACTCGGTGAATTAAT
 TATTGAGGGTGAGGGACAAAAATTGTGGGGGTTTCACTCGGTGAATTAAT
 TATTGAGGGTGAGGGACAAAAATTGTGGGGGTTTCACTCGGTGAATTAAT
 TATTGAGGGTGAGGGACAAAAATTGTGGGGGTTTCACTCGGTGAATTAAT
 TATTGAGGGTGAGGGACAAAAATTGTGGGGGTTTCACTCGGTGAATTAAT
 ***** ** ***** *

D-box

Hippoglossus_hippoglossus_1
 Hippoglossus_stenolepis_1
 Reinhardtius_hippoglossoides_1
 Verasper_variegatus
 Limanda_ferruginea
 Hippoglossoides_platessoides
 Paralichtys_olivaceus
 Solea_vulgaris

CCTGGCATTGGTTCC-TACTTCAGGGCCATTGATTGATGTTATCCCTCA
 CCTGGCATTGGTTCC-TACTTCAGGGCCATTGATTGATGTTATCCCTCA
 CCTGGCATTGGTTCC-TACTTCAGGGCCATTGATTGATGTTATCCCTCA
 CCTGGCATTGGTTCC-TACTTCAGGGCCATTGATTGATGTTATCCCTCA
 CCTGGCATTGGTTCC-TACTTCAGGGCCATTGATTGATGTTATCCCTCA
 CCTGGCATTGGTTCC-TACTTCAGGGCCATTGATTGATGTTATCCCTCA
 CCTGGCATTGGTTCC-TACTTCAGGGCCATTGATTGATGTTATCCCTCA
 CCTGGCATTGGTTCC-TACTTCAGGGCCATTGATTGATGTTATCCCTCA
 CCTGGCATTGGTTCC-TACTTCAGGGCCATTGATTGATGTTATCCCTCA
 ***** ** *

TAS-1 (both putative) TAS-2

Hippoglossus_hippoglossus_1
 Hippoglossus_stenolepis_1
 Reinhardtius_hippoglossoides_1
 Verasper_variegatus
 Limanda_ferruginea
 Hippoglossoides_platessoides
 Paralichtys_olivaceus
 Solea_vulgaris

CACCTTTCATCGACACTTACATAAGTTAATGTTGATAATACATACGACTCG
 CACTTTCATCGACACTTACATAAGTTAATGTTGATAATACATACGACTCG
 CACTTTCATCGACACTTACATAAGTTAATGTTGATAATACATACGACTCG
 CACTTTCATCGACACTTACATAAGTTAATGTTGATAATACATACGACTCG
 CACTTTCATCGACACTTACATAAGTTAATGTTGATAATACATACGACTCG
 CACTTTCATCGACACTTACATAAGTTAATGTTGATAATACATACGACTCG
 CACTTTCATCGACACTTACATAAGTTAATGTTGATAATACATACGACTCG
 CACTTTCATCGACACTTACATAAGTTAATGTTGATAATACATACGACTCG
 CACTTTCATCGACACTTACATAAGTTAATGTTGATAATACATACGACTCG
 CACTTTCATCGACACTTACATAAGTTAATGTTGATAATACATACGACTCG
 ***** ** *

Py-run

Hippoglossus_hippoglossus_1
 Hippoglossus_stenolepis_1
 Reinhardtius_hippoglossoides_1
 Verasper_variegatus
 Limanda_ferruginea
 Hippoglossoides_platessoides
 Paralichtys_olivaceus
 Solea_vulgaris

TTACCCACCAAGCCGGGCGTTCCTCCAGCGGGTAAGGGGTTCTCTTTTT
 TTACCCACCAAGCCGGGCGTTCCTCCAGCGGGTAAGGGGTTCTCTTTTT
 TTACCCACCAAGCCGGGCGTTCCTCCAGCGGGTAAGGGGTTCTCTTTTT
 TTACCCACCAAGCCGGGCGTTCCTCCAGCGGGTAAGGGGTTCTCTTTTT
 TTACCCACCAAGCCGGGCGTTCCTCCAGCGGGTAAGGGGTTCTCTTTTT
 TTACCCACCAAGCCGGGCGTTCCTCCAGCGGGTAAGGGGTTCTCTTTTT
 TTACCCACCAAGCCGGGCGTTCCTCCAGCGGGTAAGGGGTTCTCTTTTT
 TTACCCACCAAGCCGGGCGTTCCTCCAGCGGGTAAGGGGTTCTCTTTTT
 TTACCCACCAAGCCGGGCGTTCCTCCAGCGGGTAAGGGGTTCTCTTTTT
 TTACCCACCAAGCCGGGCGTTCCTCCAGCGGGTAAGGGGTTCTCTTTTT
 ***** ** *

Py-run Ori-H

Hippoglossus_hippoglossus_1
 Hippoglossus_stenolepis_1
 Reinhardtius_hippoglossoides_1
 Verasper_variegatus
 Limanda_ferruginea
 Hippoglossoides_platessoides
 Paralichtys_olivaceus
 Solea_vulgaris

-TTTTTCTTTTCACTTGAATTTCAAAGTGCATCCAGCCAACGGAGACG
 -TTTTTCTTTTCACTTGAATTTCAAAGTGCATCCAGCCAACAGAGACG
 -TTTTTCTTTTCACTTGAATTTCAAAGTGCATCCAGCCAACAGAGACG
 -TTTTTCTTTTCACTTGAATTTCAAAGTGCATCCAGCCAACAGAGACG
 -TTTTTCTTTTCACTTGAATTTCAAAGTGCATCCAGCCAACAGAGACG
 -TTTTTCTTTTCACTTGAATTTCAAAGTGCATCCAGCCAACAGAGACG
 -TTTTTCTTTTCACTTGAATTTCAAAGTGCATCCAGCCAACAGAGACG
 -TTTTTCTTTTCACTTGAATTTCAAAGTGCATCCAGCCAACAGAGACG
 -TTTTTCTTTTCACTTGAATTTCAAAGTGCATCCAGCCAACAGAGACG
 -TTTTTCTTTTCACTTGAATTTCAAAGTGCATCCAGCCAACAGAGACG
 ***** ** *

```

Hippoglossus_hippoglossus_1      TTTAAAGGGTGAGCACTTTTCTTGCACGCGCCGTACATAGTATCCGTGT-
Hippoglossus_stenolepis_1        TTTAAAGGGGGAGCACTTTTCTTGCACGCGCCGTACATAGTATCCATGT-
Reinhardtius_hippoglossoides_1   TTTAAAGGGTGAGCACTTTTCTTGCACCTCAGCGTACATAGTATCCATGT-
Verasper_variegatus              TTTAAAGGGTGAGCATTTTTCTTGTCTCGCGGCGTACATAGTATCCATGT-
Limanda_ferruginea              TTCAAAGGGTGAGCACTTTTCTTGCACCTCGTACATAGTATCCATGT-
Hippoglossoides_platessoides     TTCAAAGGGGGAGCACTTTTCTTGTCTCTC-TCGCACATAGTATCCATGT-
Paralichtys_olivaceus           TTCAAAGGTG-GAACA-TTTCCTTGCCTGCAA-GTAAATAGTCTCAATGT-
Solea_vulgaris                  GACAAGGGG-GTACA-TTTTCTTGTCTCCAA-GGGAATAGTATGAATGT
** * * * * * ** ** * * * * * * * * * * * * * * * * * *

```

CSB1

```

Hippoglossus_hippoglossus_1      -AATGAGTCTTTATTAGAAGGA TAACATTAAGTGTATCATGTGCATAAA
Hippoglossus_stenolepis_1        -AGGGAGTCTTTATTAAAAAAAT TAACATTAAGTGTATCATGTGCATAAA
Reinhardtius_hippoglossoides_1   -TATAAGTCTTTATTAGAAGGA TAACATAAAGGATATCATGTGCATAAG
Verasper_variegatus              -ACAAGTCTTTATTAGAAGAA TAACATTAAGGATATCATGTGCATAAA
Limanda_ferruginea              -AATAAGACTTTTTTAGAAGAA TAACATTAATGGATATCAAGTGCATAAG
Hippoglossoides_platessoides     -AATAAGACTTTATTAGAAGAA TAACATTAAGGATATCAAGTGCATAAG
Paralichtys_olivaceus           -AATTAATCTTTATCTAAAGAA TAACATTAAGATATCAAGTGCATAAG
Solea_vulgaris                  AAAATGATATTGATA-GAAGAA TTTCAT-AACTGATATCATGAGCATAAA
* * * * * * * * * * * * * * * * * * * * * * * * * * * *

```

```

Hippoglossus_hippoglossus_1      GATTTGCTCATTCTTCTTCTGTCATCC-----CCAGGATAC
Hippoglossus_stenolepis_1        GATTTGCTCATTCTTCTTCTATCATCC-----CCAGGATAC
Reinhardtius_hippoglossoides_1   AATGTGCTCCTTCTTCTTCTATCATCC-----CCAGGATAC
Verasper_variegatus              AATATGCTCATTATCTTGTCTTCC-----CCAGGATAC
Limanda_ferruginea              GATGTGCTTGTTTATCTTCTTCT-----CCAGGATAC
Hippoglossoides_platessoides     GATGTGCTTGTTTATCTTCTTCC-----CCTTGATG
Paralichtys_olivaceus           GGTGGTCTTGTTAATCCAAAGATCC-----CTTAGATCAC
Solea_vulgaris                  TAATTATTTTTTCCCCTAAATAACCTGATATACGCCCTCTTAAACAAAC
* * * * * * * * * * * * * * * * * * * * * * * * * * * *

```

CSB-2

```

Hippoglossus_hippoglossus_1      CCCCTT-----TTTT-GCGCGC-AAAACCCCC-TACCCCCTAAC
Hippoglossus_stenolepis_1        CCCCTT-----TTTTGCGCGA-AAAACCCCC-TACCCCCTAAC
Reinhardtius_hippoglossoides_1   CCCCTT-----TTTT--CGCGT-AAAACCCCC-TACCCCCTAAC
Verasper_variegatus              CCCCTT-----TTTC-GCGCGT-AAAACCCCC-TACCCCCTAAC
Limanda_ferruginea              CCCCTT-----TTTC-GCGCGGAAAACCCCC-TACCCCCTAAC
Hippoglossoides_platessoides     CCCCTT-----TTTT-ACGCGGTAAAACCCCC-TACCCCCTAAC
Paralichtys_olivaceus           CCC-----TTTTGCGCGC-AAAACCCCC-CCACCCCCAAC
Solea_vulgaris                  TCTCGTCAAAAAGGTTTTTTTGCCT-TAACCCCC-TACCCCCTTTT
* * * * * * * * * * * * * * * * * * * * * * * * * * * *

```

CSB-3

```

Hippoglossus_hippoglossus_1      CCCTGAAGTTGCTAAGACCCC TGAAAACCCCGGAAACAGGACAAACCT
Hippoglossus_stenolepis_1        CCCTGAAGTTGCTAAGACCCC TGAAAACCCCGGAAACAGGACAAACCT
Reinhardtius_hippoglossoides_1   TCCTGAAGTTGCTAAGACCCC TGAAAACCCCGGAAACAGGACAAACCT
Verasper_variegatus              TCCTGAAGTTGCTAACACTCC TGAAAACCCCGGAAACAGGACAAACCT
Limanda_ferruginea              CCCTGAAGTTGCTAAGAC-CC TGAAAACCCCGGAAACAGGACAAACCG
Hippoglossoides_platessoides     CCCTAAGTTGTTAAGACCCC TGAAAACCCCGGAAACAGGACAAACCT
Paralichtys_olivaceus           TCCTAAGTTATCTATACTCC TGAAAACCCCGGAAACAGGAAACCCC
Solea_vulgaris                  TCGAAAGTTCTTGTACTTCT TCGAAACCCCGGAAACAGGAAACCCC
* * * * * * * * * * * * * * * * * * * * * * * * * * * *

```

Characterisation of mtDNA heteroplasmy in the control region

Heteroplasmy is the presence of a mixture of more than one type of an organelle genome within a cell or individual. Since every eukaryotic cell contains many hundreds of mitochondria with hundreds of copies of mtDNA, it is possible and indeed very common for mutations to affect only some of the copies, while the remaining ones are unaffected (Grzybowski 2000). In this case the objective was to determine whether or not there was heteroplasmy in the control region in a single individual, and determine the most common number of copies of the repeated element. The most likely mechanism behind the creation of repeated motifs is slipped-strand mispairing (Levinson and Gutman 1987)

Table 13 shows the dominating copy number of a heteroplasmic 61 bp motif found in the control region of Atlantic-, Pacific- and Greenland halibut.

Table 13: Most common copy number of a 61 bp repeat in the HTR region of the control region in Atlantic halibut (Hh), Pacific halibut (Hs) and Greenland halibut (Rh).

Individual	Most common copy number of 61 bp repeat
Hh1	13
Hh2	12
Hh3	19
Hh4	15
Hs1	17-18
Hs2	17
Hs3	Apprx. 19
Hs4	18-19
Rh1	20-21
Rh2	22-23
Rh3	18
Rh4	21

The repeated motif in the control region of Atlantic halibut, Pacific halibut and Greenland halibut was identified with the following program: <http://tandem.bu.edu/trf/trf.html> (Benson 1999). The motif was quite conserved among the three halibut species (Fig 13). The G + C content in the motif was lower than the average for the rest of the mtDNA: 41 % in Atlantic halibut, 41 % in Pacific halibut and 36 % in Greenland halibut.

Hh CAACCCACAAATACCCCTGGCTTATCGTAACCCACCAGTTGTTTTAATAATACCACTTTT
Hs CAACCCACAAATACCCCTGGCTTATCACAACCCACCAGTTGTTTTAATAATACCACTTTT
Rh CAACCCATAAATACCCCTGACCAAAGATAAGCCACCAGTTATTTAATAATGGTACTTTT

Figure 13: Sequence of the HTR motif in the control region of Atlantic halibut (Hh), Pacific halibut (Hs) and Greenland halibut (Rh). Nucleotide sequence from L-strand is shown.

Deducing the number of copies

A common strategy to determine copy number of heteroplasmic repeated motifs is to slice out the band of interest and clone or direct sequence it. In Atlantic halibut, Pacific halibut and Greenland halibut the repeated motif is 61 bp long. Copy number is as high as 20, giving a repeated motif region of about 1200 bp. Even with a sequencing primer located perfectly outside the repeated motif region it would be very difficult to read through this region and determine the number of repeats this way.

The band was difficult to visualize under the 200 bp marker (Fig 15). But with proper settings of contrast and light it can be seen. There was uncertainty as how to interpret the “extra” band around 500 bp. It was chosen to regard it as a PCR artefact.

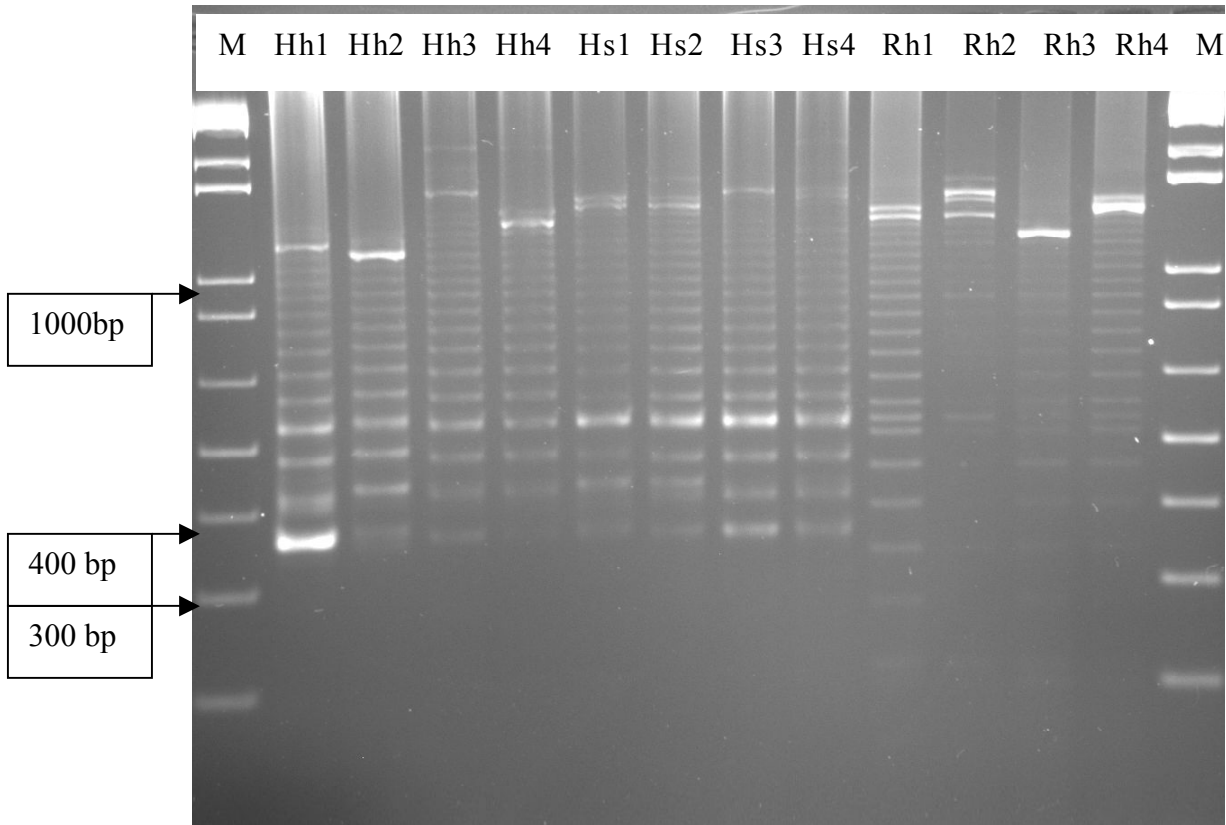


Figure 15: Gel picture of PCR containing the Heteroplasmic Tandem Repeat region in Atlantic halibut (Hh 1-4), Pacific halibut (Hs 1-4) and Greenland halibut (Rh 1-4). Most common copy number of a 61 bp repeat in each individual is seen as the strong bands above the 1000 bp marker. M: 1 kb plus DNA ladder from Invitrogen.

Secondary structure of the repeated motif

Various approaches have been devised for predicting secondary structures of RNA molecules. Many of these search to minimize the free energy of the folded macromolecule, thus searching for the most stable structure (Krane and Raymer 2003). Various number of copies of the HTR motif (Fig 14) was subjected to Zucker’s M-fold program (Zuker et al. 1999). One copy of the repeated motif in Atlantic halibut was folded with a free energy of $-2,6$ kcal/mol, while 13 copies had a free energy of -55 kcal/mol. The same values for Pacific halibut and Greenland halibut was $-3,8$ kcal/mol and -55 kcal/mol (17 copies), $-3,4$ kcal/mol and -155 kcal/mol (20 copies) respectively (structures not shown). A lower free energy indicates a more stable secondary structure.

Base composition

The G + C content of the mtDNA in Atlantic halibut, Pacific halibut and Greenland halibut varied between 45,1 % and 46,1 % (Table 14). In protein coding genes the G + C content in the 1st codon position was 52,2 % to 53,6 %. While 2nd and 3rd codon position contained 41,5 % to 43,8 % and 43,3 % to 45,7 % G + C respectively. G + C content in tRNA was 47,2% to 47,6%. Also rRNA showed at slightly higher G + C content than total mtDNA with a variation between 47,0 % and 48,9%.

Table 14: Base composition of the H-strand of the Atlantic halibut, Pacific halibut and Greenland halibut mitochondrial genome. Numbers in parenthesis are data for ND-6

Region	G+C content Hh	G+C content Hs	G+C content Rh
Codon pos.			
1 st	53,4 (49,7)	52,2 (50,9)	53,6 (51,7)
2 nd	41,7 (45,7)	43,8 (45,7)	41,5 (44,8)
3 rd	45,7 (39,3)	43,4 (40,4)	43,3 (43,1)
Total protein genes	47,0 (45,4)	46,8 (46,0)	46,2 (46,6)
tRNA	47,6	47,5	47,2
rRNA	47,0	48,4	48,9
Total mtDNA	46,1	45,7	45,1

Codon usage bias

Atlantic halibut

Every organism seems to prefer the use of some equivalent triplet codons over others (Krane and Raymer 2003). CUC, CUA and AUU are the most abundant codons in the protein coding genes of Atlantic halibut (Fig 16). The two codons encode the amino acid leucine, and AUU specify isoleucine. AGG, AGA, and UAA are the least common codons. This should come as no surprise as they all are termination codons.

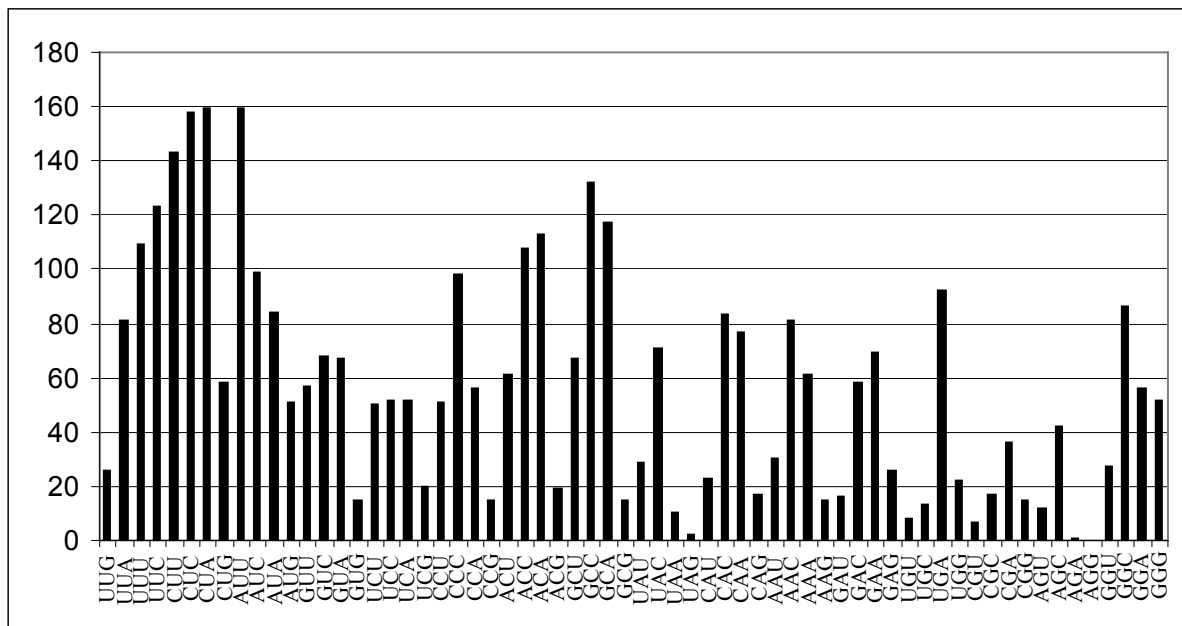


Figure 16: Codon usage in Atlantic halibut (Hh1) mtDNA. Codons along the abscissa and absolute number of each codon in mtDNA protein coding genes along the ordinate axis

In leucine, valine, serine, proline, threonine and alanine there seems to be a non-preference for codons ending with guanine (Table 15). For two-fold degenerate amino acids (tyrosine, histidine, asparagine, lysine, aspartic acid, glutamic acid, cysteine, tryptophan and serine) one codon is clearly dominating over the other. In these amino acids cytosine or adenine is the nucleotide of choice in third codon position.

Table 15: Codon preference calculated for each amino acid in mtDNA proteins of Atlantic halibut

Amino acid	Codon	%	Amino acid	Codon	%	Amino acid	Codon	%	Amino acid	Codon	%
Phe (F)	TTT	47	Ser (S)	TCT	29	Tyr (Y)	TAT	29	Cys (C)	TGT	38
Phe (F)	TTC	53	Ser (S)	TCC	29	Tyr (Y)	TAC	71	Cys (C)	TGC	62
Leu (L)	TTA	13	Ser (S)	TCA	30	STOP	TAA	83	Trp (W)	TGA	81
Leu (L)	TTG	4	Ser (S)	TCG	12	STOP	TAG	17	Trp (W)	TGG	19
Leu (L)	CTT	23	Pro (P)	CCT	23	His (H)	CAT	21	Arg (R)	CGT	9
Leu (L)	CTC	25	Pro (P)	CCC	45	His (H)	CAC	79	Arg (R)	CGC	23
Leu (L)	CTA	26	Pro (P)	CCA	25	Gln (Q)	CAA	82	Arg (R)	CGA	48
Leu (L)	CTG	9	Pro (P)	CCG	7	Gln (Q)	CAG	18	Arg (R)	CGG	20
Ile (I)	ATT	62	Thr (T)	ACT	20	Asn (N)	AAT	27	Ser (S)	AGT	22
Ile (I)	ATC	38	Thr (T)	ACC	36	Asn (N)	AAC	73	Ser (S)	AGC	78
Met (M)	ATA	62	Thr (T)	ACA	38	Lys (K)	AAA	80	STOP	AGA	100
Met (M)	ATG	38	Thr (T)	ACG	6	Lys (K)	AAG	20	STOP	AGG	0
Val (V)	GTT	28	Ala (A)	GCT	21	Asp (D)	GAT	22	Gly (G)	GGT	12
Val (V)	GTC	33	Ala (A)	GCC	40	Asp (D)	GAC	78	Gly (G)	GGC	39
Val (V)	GTA	32	Ala (A)	GCA	35	Glu (E)	GAA	72	Gly (G)	GGA	25
Val (V)	GTG	7	Ala (A)	GCG	4	Glu (E)	GAG	28	Gly (G)	GGG	24

Pacific halibut

In Pacific halibut (Fig 17) two codons encoding leucine (CUU, CUC) and one encoding isoleucine (AUU) appear with the highest frequencies. The termination codons AGG, AGA, TAG and TAA have the lowest frequencies.

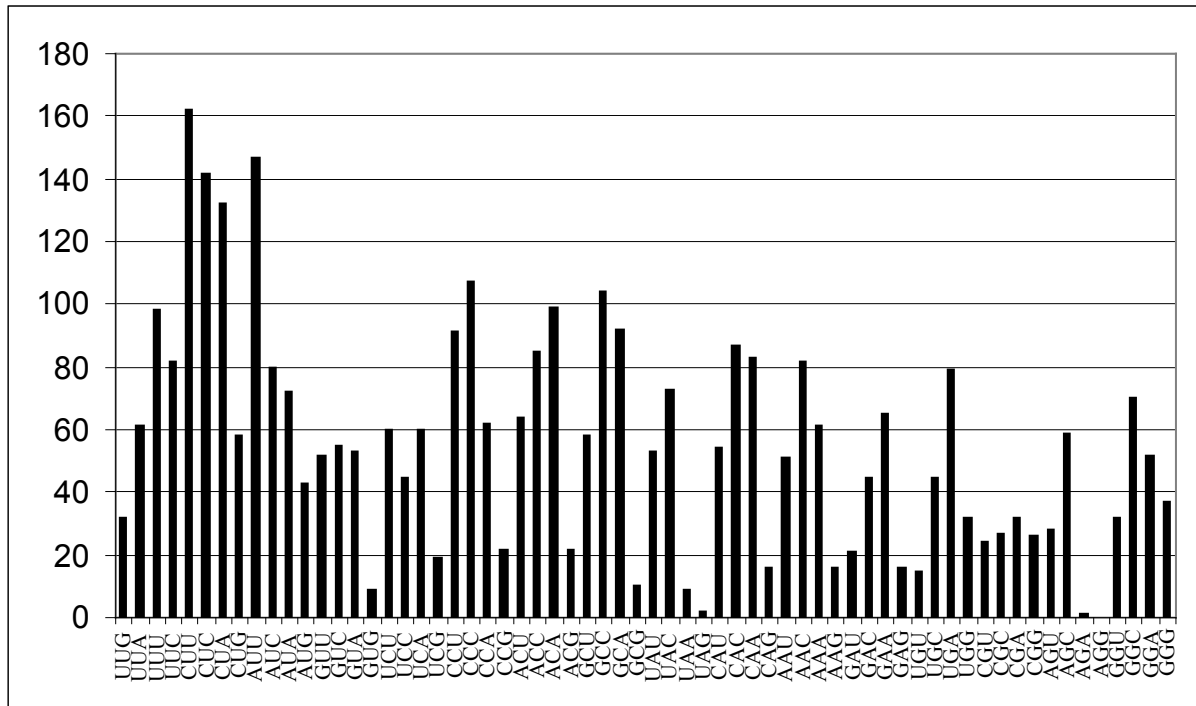


Figure 17: Codon usage in Pacific halibut (Hs1) mtDNA. Codons along the abscissa

and absolute number of each codon in mtDNA protein coding genes along the ordinate axis.

Table 16: Codon preference calculated for each amino acid in mtDNA proteins of Pacific halibut.

Amino acid	Codon	% Amino acid	Amino acid	Codon	% Amino acid	Amino acid	Codon	% Amino acid	Amino acid	Codon	% Amino acid
Phe (F)	TTT	54	Ser (S)	TCT	33	Tyr (Y)	TAT	42	Cys (C)	TGT	25
Phe (F)	TTC	46	Ser (S)	TCC	24	Tyr (Y)	TAC	58	Cys (C)	TGC	75
Leu (L)	TTA	10	Ser (S)	TCA	33	STOP	TAA	81	Trp (W)	TGA	71
Leu (L)	TTG	5	Ser (S)	TCG	10	STOP	TAG	19	Trp (W)	TGG	29
Leu (L)	CTT	28	Pro (P)	CCT	33	His (H)	CAT	62	Arg (R)	CGT	22
Leu (L)	CTC	24	Pro (P)	CCC	37	His (H)	CAC	38	Arg (R)	CGC	25
Leu (L)	CTA	23	Pro (P)	CCA	22	Gln (Q)	CAA	84	Arg (R)	CGA	29
Leu (L)	CTG	10	Pro (P)	CCG	8	Gln (Q)	CAG	16	Arg (R)	CGG	24
Ile (I)	ATT	65	Thr (T)	ACT	24	Asn (N)	AAT	38	Ser (S)	AGT	32
Ile (I)	ATC	35	Thr (T)	ACC	31	Asn (N)	AAC	62	Ser (S)	AGC	68
Met (M)	ATA	63	Thr (T)	ACA	37	Lys (K)	AAA	79	STOP	AGA	100
Met (M)	ATG	37	Thr (T)	ACG	8	Lys (K)	AAG	21	STOP	AGG	0
Val (V)	GTT	31	Ala (A)	GCT	22	Asp (D)	GAT	32	Gly (G)	GGT	17
Val (V)	GTC	33	Ala (A)	GCC	39	Asp (D)	GAC	68	Gly (G)	GGC	37
Val (V)	GTA	31	Ala (A)	GCA	35	Glu (E)	GAA	80	Gly (G)	GGA	27
Val (V)	GTG	5	Ala (A)	GCG	4	Glu (E)	GAG	20	Gly (G)	GGG	19

In third codon position of leucine, valine, serine, proline, threonine and alanine there is a strong preference for thymine, cytosine or adenine over guanine (Table 16). For arginine and glycine there is a relatively even distribution of the respective four possible triplet codons in the protein coding genes.

Greenland halibut

Three codons encoding leucine; CUC, CUA and CUU are most abundant in Greenland halibut (Fig 18). Termination codons AGG, AGA and UAA are the least common codons.

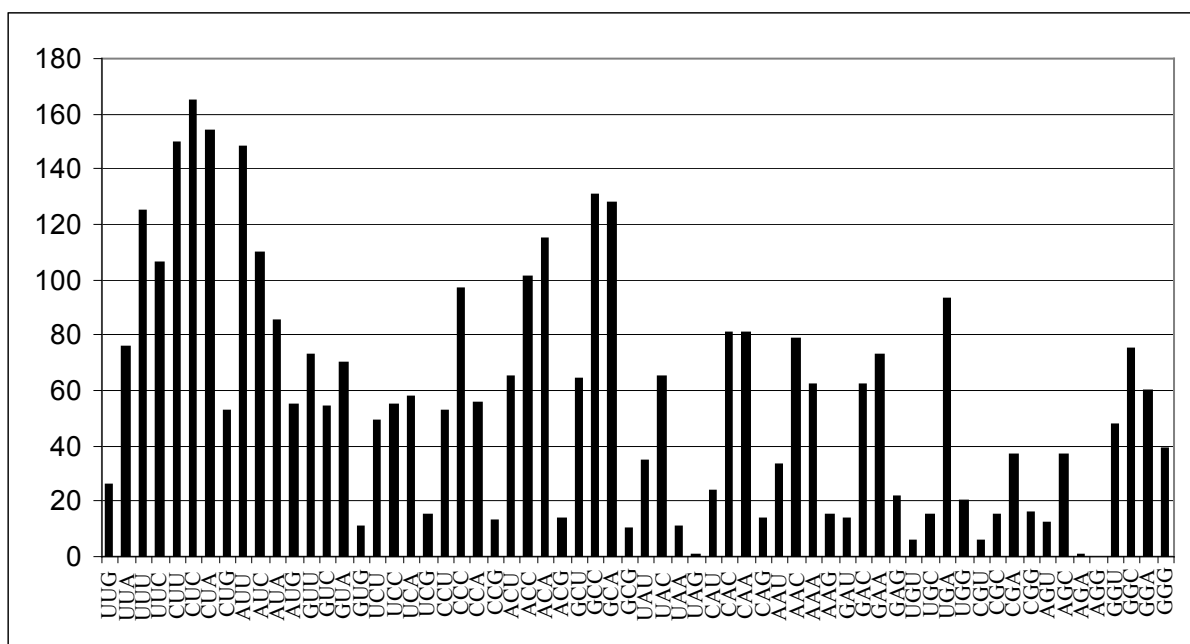


Figure 18: Codon usage in Greenland halibut (Rh1) mtDNA. Codons along the abscissa and absolute number of each codon in mtDNA protein coding genes along the ordinate axis.

Some amino acids show a relatively even distribution of triplet codons, though there seems to be a non-preference for any triplet codons ending with guanine (Table 17). In other amino acids the distribution is skewed. For example, the amino acid arginine is specified by CGA 50 % of the time. Especially amino acids with only two alternative codons have a very uneven distribution of codons, for example aspartic acid, histidine and glutamine.

Intraspecific variation in nucleotide sequences

Atlantic halibut

A comparison of the complete mtDNA from four individuals of Atlantic halibut revealed 91 variable nucleotide positions, also known as single nucleotide polymorphisms (SNP) (Table 18). There were 79 singleton variable positions and 12 parsimony informative sites. In protein coding genes 83 % of the variability was in the 3rd codon position, 3 % in 2nd position and 14 % in 1st codon position. The transition to transversion ratio was 3,8. One insertion was observed in the control region of Hh2.

Table 18: Single nucleotide polymorphisms in mtDNA from four individuals of Atlantic halibut, except for HTR region. Nucleotide positions are based on Hh1.

Region	Phe	12S rRNA			Val	16S rRNA			Leu	ND1		
Position	46	312	340	734	1038	1372	1909	1999	2866	3117	3237	3315
Codon pos										3	3	3
Hh1	G	C	A	A	G	A	A	G	G	G	A	G
Hh2	G	A	A	C	A	G	G	G	G	G	G	A
Hh3	A	C	G	C	A	A	A	A	A	A	A	A
Hh4	A	C	A	C	A	A	A	G	A	A	A	A

Region	ND1					ND2						
Position	3507	3585	3669	3720	3849	4318	4384	4462	4501	4507	4522	4642
Codon pos	3	3	3	3	3	3	3	3	3	3	3	3
Hh1	A	A	T	G	G	G	G	A	G	G	G	G
Hh2	G	A	C	A	A	A	A	G	A	A	C	G
Hh3	A	A	C	A	G	G	A	A	A	A	G	C
Hh4	A	G	C	A	G	G	A	A	A	A	G	C

Region	CO1					CO2			ATP8		ATP6	
Position	5633	5971	6220	6244	6337	6379	6442	7444	7616	8046	8072	8234
Codon pos	1	3	3	3	3	3	3	2	3	1	3	1
Hh1	C	A	C	C	G	A	G	T	C	A	A	A
Hh2	C	A	C	T	A	G	G	T	T	A	A	G
Hh3	T	C	T	C	G	A	A	C	C	G	G	A
Hh4	C	C	T	C	G	A	A	T	C	A	A	A

Region	ATP6				CO3		ND3		ND4L		ND4		
Position	8290	8662	8680	8815	9405	9418	9821	9992	10175	10313	10599	10748	11129
Codon pos	3	3	3	3	3	1	3	3	3	2	1	3	3
Hh1	G	T	A	C	A	A	G	C	G	G	G	G	A
Hh2	A	C	G	T	A	A	G	C	A	G	G	G	A
Hh3	G	T	A	C	G	G	A	T	G	G	C	A	G
Hh4	G	T	A	C	G	A	A	T	G	C	G	G	G

Region	His		ND5						ND6			
Position	11778	11809	12079	12363	12654	12984	13206	13642	13684	13893	13914	14061
Codon pos			1	3	3	3	3	1	1	3	3	3
Hh1	T	T	A	G	A	A	A	C	T	T	T	G
Hh2	T	T	G	A	G	G	G	T	C	C	T	A
Hh3	C	C	A	A	A	A	G	C	T	T	C	G
Hh4	T	T	A	A	A	A	G	C	T	T	C	G

Region	ND6		Cyt-b						Control region			
Position	14115	14283	14538	14901	14910	15051	15453	15492	15801	15828	15867	15879
Codon pos	3	3	3	3	3	3	3	3				
Hh1	C	T	C	A	A	G	A	C	C	C	A	T
Hh2	T	C	A	G	G	A	G	T	T	A	G	C
Hh3	C	T	C	A	A	G	A	T	C	C	A	T
Hh4	C	T	C	A	A	G	A	T	C	C	A	T

Region	Control region											
Position	15981	16260	16277	16327	16352	16400	16402	16404	16405	16408	16410	16411
Hh1	C	A	G	C	G	G	-	A	T	C	A	G
Hh2	A	G	A	T	A	A	A	C	A	T	T	A
Hh3	C	G	A	T	A	G	-	A	T	C	A	G
Hh4	C	G	A	T	A	G	-	A	T	C	A	G

Region	Control region					
Position	16510	16515	17363	17436	17540	17557
Hh1	T	C	G	A	G	C
Hh2	G	G	A	G	T	G
Hh3	T	C	G	A	G	C
Hh4	T	C	G	A	G	C

Nucleotide diversity is a concept in molecular genetics that is used to measure the degree of polymorphism within a population. It was first introduced by Nei and Li (1979). It is defined as the average number of nucleotide differences per site between any two DNA sequences chosen randomly from the sample population. The highest nucleotide diversity was found in the control region at 1,05%, followed by ATP8 0,60% and ND6 0,51. The lowest nucleotide diversity was found in 16S rRNA with 0,087%. Both COII and COIII had a nucleotide diversity of 0,15% (Table 19).

Table 19: Nucleotide diversity in mtDNA from 4 individuals of Atlantic halibut

Region	Variable sites	Variable sites / sites in gene (%)	Nucleotide diversity (%)
12S rRNA	3	0,32	0,16
16S rRNA	3	0,17	0,087
ND1	8	0,82	0,43
ND2	7	0,67	0,35
COI	7	0,44	0,26
COII	2	0,29	0,15
ATP8	2	1,2	0,60
ATP6	5	0,73	0,37
COIII	2	0,25	0,15
ND3	2	0,57	0,38
ND4L	2	0,67	0,33
ND4	4	0,29	0,16
ND5	7	0,38	0,19
ND6	5	1,0	0,51
Cyt-b	6	0,52	0,26
Control region	22	2,0	1,1

Pacific halibut

The four individuals of Pacific halibut had a total of 99 variable nucleotide positions (Table 20). In protein coding genes 94 % of the variability was found in the 3rd codon position. 3 % of variability was found in both 1st and 2nd codon position. The transition to transversion ratio was 4,7.

Table 20: Single nucleotide polymorphisms in mtDNA except for HTR region in four individuals of Pacific halibut. Nucleotide positions are based on Hs 1.

Region	12SrRNA		16SrRNA				ND1				Gln	Met	ND2	
Position	953	1408	1518	1529	3330	3516	3564	3735	3998	4055	4150	4342		
Codon pos					3	3	3	3			3	3		
Hs1	A	G	A	A	C	A	G	A	A	G	T	C		
Hs2	G	A	A	G	T	G	A	G	C	A	C	T		
Hs3	A	A	G	A	T	A	G	A	C	A	C	T		
Hs4	A	A	G	A	T	A	G	A	C	A	C	T		

Region	ND2				COI							
Position	4507	4849	4957	5074	5800	5923	6133	6199	6331	6403	6475	6541
Codon pos	3	3	3	3	3	3	3	3	3	3	3	3
Hs1	G	A	A	C	C	G	G	G	C	T	C	T
Hs2	A	G	G	T	T	A	A	G	T	T	T	C
Hs3	A	A	G	T	T	A	A	A	T	C	C	C
Hs4	A	A	G	T	T	A	A	G	T	C	C	C

Region	COI		Asp		COII	ATP6						
Position	6571	6763	7188	7223	7616	8212	8251	8284	8404	8617	8656	8662
Codon pos	3	3			3	3	3	3	3	3	3	3
Hs1	C	A	G	C	C	T	G	G	A	T	C	T
Hs2	T	A	A	C	T	A	A	A	G	T	C	C
Hs3	T	G	A	C	T	A	G	A	G	T	C	T
Hs4	T	A	A	A	T	A	G	A	G	C	T	T

Region	ATP6	COIII				ND3	ND4				ND4L	
Position	8668	8853	9078	9165	9468	9594	9836	9926	10254	10263	10271	10935
Codon pos	3	3	3	3	3	3	3	3	3	3	2	1
Hs1	A	A	A	A	G	C	G	T	A	C	A	C
Hs2	G	C	T	G	G	C	A	A	C	T	G	G
Hs3	A	C	T	G	G	C	A	A	C	T	G	C
Hs4	A	A	T	G	A	T	A	A	C	T	G	C

Region	ND4L							ND5				
Position	10943	11033	11441	11474	11655	11681	11711	11997	12157	12310	12586	12595
Codon pos	3	3	3	3	1	3	3	2	3	3	3	3
Hs1	T	G	A	G	A	A	T	A	T	G	T	A
Hs2	C	A	G	A	C	G	T	A	T	A	A	A
Hs3	C	A	A	A	C	G	T	A	C	G	A	G
Hs4	C	A	A	A	C	G	C	G	C	G	A	A

Region	ND5									ND6	Cyt-b	
Position	13015	13018	13066	13114	13378	13453	13459	13573	13654	13975	14041	14653
Codon pos	3	3	3	3	3	3	3	3	3	3	3	3
Hs1	T	A	T	C	G	C	T	C	T	T	T	A
Hs2	C	G	C	C	A	T	G	T	C	T	T	A
Hs3	C	G	T	C	A	T	T	C	C	C	C	G
Hs4	C	G	T	T	A	T	T	C	C	T	T	G

Region	Cyt-b						Control region					
Position	14719	14839	14971	15217	15274	15475	15876	15878	15900	15989	16255	16264
Codon pos	3	3	3	3	3	3						
Hs1	C	G	T	C	C	G	G	G	A	T	T	T
Hs2	T	A	C	C	T	A	A	A	G	C	T	T
Hs3	T	A	C	T	T	A	A	A	G	C	A	G
Hs4	T	A	C	C	T	A	A	A	G	C	T	T

Region	Control region											
Position	16279	16281	16314	16336	16349	16352	16383	16410	16432	16472	16518	17599
Hs1	G	G	G	G	A	A	G	A	G	G	G	G
Hs2	G	G	G	G	A	A	G	A	G	G	G	C
Hs3	A	A	A	T	A	A	A	C	A	C	A	C
Hs4	G	G	G	T	G	G	G	A	G	G	G	C

Region	Control region		
Position	17689	17758	17807
Hs1	G	A	A
Hs2	G	G	G
Hs3	G	G	G
Hs4	A	G	G

The three regions with the highest nucleotide diversity was the control region 0,97%, ATP6 0,58% and ND4L 0,51. ATP8, 12S rRNA and COII had the lowest nucleotide diversity with 0%, 0,053 % and 0,072% respectively 8 (Table 21).

Table 21: Nucleotide diversity in mtDNA from 4 individuals of Pacific halibut

Region	Variable sites	Variable sites / sites in gene (%)	Nucleotide diversity (%)
12S rRNA	1	0,11	0,053
16S rRNA	3	0,18	0,097
ND1	4	0,41	0,21
ND2	6	0,57	0,29
COI	10	0,64	0,33
COII	1	0,15	0,072
ATP8	0	0	0
ATP6	8	1,2	0,59
COIII	5	0,64	0,34
ND3	2	0,57	0,28
ND4L	3	1,0	0,51
ND4	8	0,58	0,29
ND5	14	0,76	0,39
ND6	2	0,38	0,19
Cyt-b	7	0,60	0,31
Control region	21	1,9	0,97

Greenland halibut

The number of single nucleotide polymorphisms found in four individuals of Greenland halibut was 110 (Table 22). Of the nucleotide variability found in protein coding genes 89 % was in 3rd codon position, 10 % was in 1st codon position and 1 % was in 2nd codon position. The ratio transitions to transversions were 5,5.

Table 22: Single nucleotide polymorphisms (SNP) in mtDNA except for HTR region in four individuals of Greenland halibut. Nucleotide positions are based on Rh1.

Region	Phe	16S rRNA					ND1									
Position	47	1262	1540	1815	2261	2937	2972	3146	3161	3197	3296	3299	3398	3503	3551	3605
Codon pos.						1	3	3	3	3	3	3	3	3	3	3
Rh1	A	A	A	A	A	C	G	A	G	G	A	A	A	A	A	C
Rh2	G	A	A	A	A	T	A	G	G	G	G	G	G	G	G	T
Rh3	G	A	A	T	G	T	G	A	G	C	G	G	G	G	G	C
Rh4	G	G	T	A	A	T	A	G	C	G	G	G	G	G	G	T

Region	ND2												Trp	Asn
Position	4089	4194	4422	4440	4452	4539	4542	4560	4602	4792	4872	4884	5141	5336
Codon pos.	3	3	3	3	3	3	3	3	3	1	3	3		
Rh1	T	G	A	T	A	T	A	G	G	C	G	G	A	T
Rh2	C	A	G	C	T	C	G	A	C	C	A	A	G	C
Rh3	C	A	G	C	T	C	G	A	C	T	G	A	A	T
Rh4	C	A	G	C	T	C	G	A	C	C	A	A	A	T

Region	COI				COII					ATP6	COIII	Gly	ND4L	
Position	6510	6555	6774	6849	7597	7615	7618	7669	7831	8295	9461	9660	10218	10247
Codon pos.	3	3	3	3	3	3	3	3	3	3	3		1	3
Hh1	A	C	G	A	C	T	G	C	A	A	C	C	T	G
Hh2	G	G	A	T	T	T	A	T	G	G	T	T	C	A
Hh3	G	G	A	T	T	C	A	T	G	G	T	C	C	A
Hh4	G	G	A	T	T	T	A	T	G	G	T	C	C	A

Region	ND4										HIS	ND5
Position	10436	10612	10876	10928	11032	11119	11200	11287	11313	11650	11833	12174
Codon pos.	1	3	3	1	3	3	3	3	2	3		3
Hh1	A	A	T	T	G	A	A	G	C	G	G	C
Hh2	A	G	C	C	A	A	G	A	C	A	A	T
Hh3	A	A	C	C	A	A	G	A	C	A	A	T
Hh4	T	G	C	C	A	G	G	A	T	A	A	T

Region	ND5											
Position	12342	12348	12528	12534	12585	12960	13023	13107	13156	13191	13308	13347
Codon pos.	3	3	3	3	3	3	3	3	1	3	3	3
Hh1	G	G	C	G	G	T	G	A	A	T	T	C
Hh2	A	A	T	A	A	C	A	G	G	T	T	T
Hh3	A	A	T	A	A	C	A	G	A	T	C	T
Hh4	A	A	T	A	A	C	A	G	A	C	T	T

Region	ND5				ND6				Cyt-b			
Position	13425	13543	13794	13908	13947	13959	14067	14166	14586	14724	14838	14893
Codon pos.	3	1	3	3	3	3	3	3	3	3	3	1
Hh1	C	T	A	C	T	G	C	C	C	G	C	G
Hh2	T	T	G	T	C	G	T	T	T	A	G	A
Hh3	T	T	G	T	T	A	T	T	T	A	G	A
Hh4	T	C	G	T	C	G	T	T	T	A	G	A

Region	Cyt-b						Control region					
Position	15006	15159	15372	15435	15510	15516	15724	15842	15859	16257	16263	16266
Codon pos	3	3	3	3	3	3						
Hh1	C	T	T	T	A	A	G	T	G	A	G	T
Hh2	T	A	C	T	G	G	A	C	A	A	A	G
Hh3	T	A	C	C	A	G	A	C	G	T	A	G
Hh4	T	A	C	T	G	G	A	C	A	A	A	T

Region	Control region											
Position	16281	16283	16286	16289	16296	16314	16316	16351	16354	16355	16377	16384
Codon pos.												
Hh1	G	G	G	T	T	T	A	G	G	G	T	G
Hh2	A	A	G	C	G	G	G	A	A	A	G	A
Hh3	A	A	T	C	G	G	G	A	G	G	T	A
Hh4	A	A	G	C	G	G	G	A	G	G	T	A

Region	Control region					
Position	16472	16518	17888	17912	17915	17942
Codon pos.						
Hh1	G	G	A	T	G	G
Hh2	A	A	G	C	A	A
Hh3	A	G	G	C	A	A
Hh4	A	A	G	C	A	A

The highest nucleotide diversity in Greenland halibut was found in the control region with 1,1%, ND1 0,62% and ND2 0,59%. Three genes showed no nucleotide diversity: 12S rRNA, ATP8 and ND3 (Table 23).

Table 23: Nucleotide diversity in mtDNA from 4 individuals of Greenland halibut

Region	Variable sites	Variable sites / sites in gene (%)	Nucleotide diversity (%)
12S rRNA	0	0	0
16S rRNA	4	0,23	0,12
ND1	11	1,1	0,62
ND2	12	1,1	0,59
COI	4	0,26	0,13
COII	5	0,72	0,36
ATP8	0	0	0
ATP6	1	0,15	0,073
COIII	1	0,13	0,064
ND3	0	0	0
ND4L	2	0,67	0,34
ND4	10	0,72	0,37
ND5	16	0,87	0,44
ND6	5	0,96	0,51
Cyt-b	10	0,88	0,45
Control region	24	2,2	1,1

Nucleotide diversity compared in Atlantic-, Pacific- and Greenland halibut

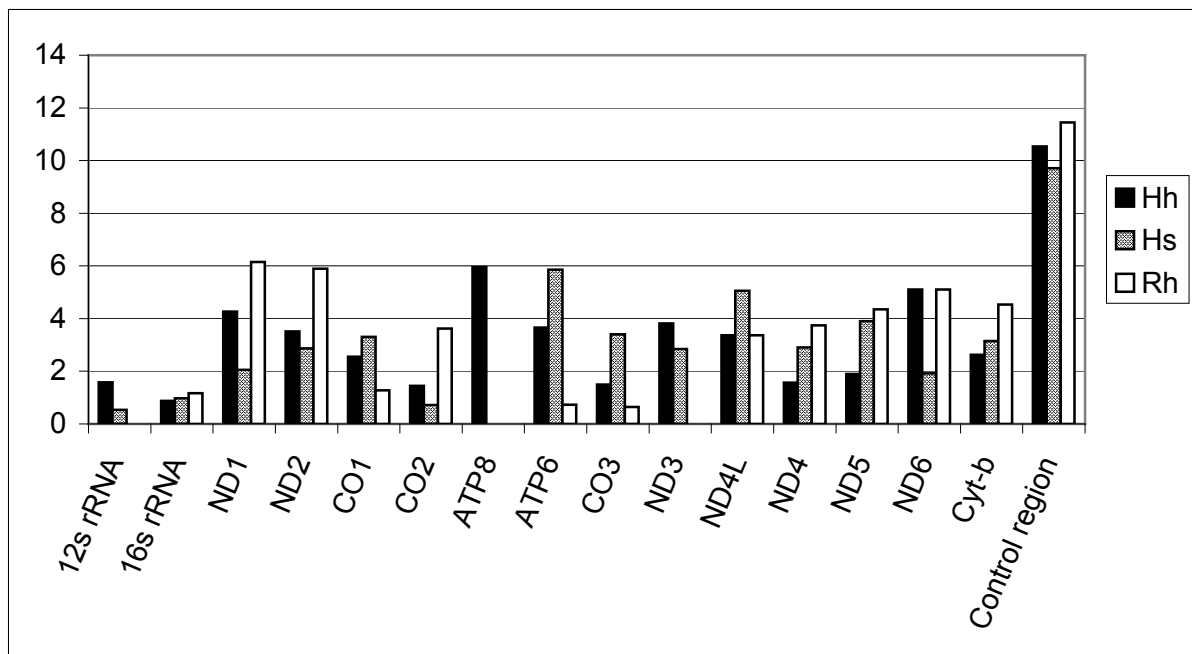


Figure 20: Comparison of nucleotide diversity in different regions of mtDNA in Atlantic halibut (blue), Pacific halibut (pink) and Greenland halibut (yellow). Respective regions along the abscissa and nucleotide diversity along the ordinate axis per thousand.

When comparing the nucleotide diversity in the same gene of Atlantic halibut, Pacific halibut and Greenland halibut similarities were discovered in some genes, while other genes had quite different nucleotide diversities (Fig 20). The two ribosomal RNA genes showed a very low nucleotide diversity in all species. ATP8 had no nucleotide substitutions in Pacific halibut and Greenland halibut, but a relatively large (0,6%) nucleotide diversity in Atlantic halibut. In ND3 Greenland had no nucleotide polymorphisms and both Atlantic halibut and Pacific halibut had a relatively equal higher nucleotide diversity. ND4L, ND4, ND5-6, Cytb and control region had relatively similar nucleotide diversities, when compared to the large differences in some of the other genes.

SNPs in 30 individuals of Atlantic halibut

When the complete mtDNA sequence from four individuals of Atlantic halibut had been determined, regions with high concentration of single nucleotide polymorphisms and interesting substitutions (i.e. transversions) were identified. 800 bp from ND2, COI and the

control region respectively from 30 individuals of the Atlantic halibut brood stock population at Mørkvedbukta Research Station was determined. For primers and fragments see table 9.

Half of the individuals had genotype f (table 24). This observation and additional information available suggest that they probably have the same mother.

Table 24: Single nucleotide polymorphisms (SNPs) in selected regions within the genes ND2, COI and the control region of 30 individuals of Atlantic halibut

Region	ND2							COI			Control region			Genotype
Pos	4450	4501	4507	4718	4828	4849	4882	5971	6280	6442	15867	15921	16114	
Codon pos	3	3	3	1	3	3	3	3	3	3				
Hh1	A	A	A	G	T	G	A	A	A	G	A	T	A	a
Hh2	A	A	A	G	T	G	A	A	A	G	A	C	A	b
Hh3	G	A	A	G	T	G	A	A	C	G	A	T	A	c
Hh4	G	G	G	G	T	G	A	A	A	G	A	C	A	d
Hh5	G	G	G	G	T	G	A	A	A	G	A	C	A	d
Hh6	G	A	A	G	T	G	A	A	C	G	A	C	A	c
Hh7	G	A	A	G	T	G	A	A	C	G	A	C	A	c
Hh8	G	A	A	A	T	G	A	A	A	G	G	C	A	e
Hh9	G	G	G	G	T	G	A	A	A	G	A	C	A	f
Hh10	G	G	G	G	T	G	A	A	A	G	A	C	A	f
Hh11	G	G	G	G	T	G	A	A	A	G	A	C	A	f
Hh12	G	G	G	G	T	G	A	A	A	G	A	C	A	f
Hh13	G	G	G	G	T	G	A	A	A	G	A	C	A	f
Hh14	G	G	G	G	T	G	A	A	A	G	A	C	A	f
Hh15	G	G	G	G	T	G	A	A	A	G	A	C	A	f
Hh16	G	G	G	G	T	G	A	A	A	G	A	C	A	f
Hh17	G	G	G	G	T	G	A	A	A	G	A	C	A	f
Hh18	G	G	G	G	T	G	A	A	A	G	A	C	A	f
Hh19	G	G	G	G	T	G	A	A	A	G	A	C	A	f
Hh20	G	G	G	G	T	G	A	A	A	G	A	C	A	f
Hh21	G	G	G	G	T	G	A	A	A	G	A	C	A	f
Hh22	G	G	G	G	T	G	A	A	A	G	A	C	A	f
Hh23	G	G	G	G	T	G	A	A	A	G	A	C	A	f
Hh24	G	A	A	G	T	A	G	C	A	A	G	C	A	g
Hh25	G	A	A	A	T	G	A	A	A	G	G	C	A	e
Hh26	G	A	A	G	C	G	A	C	A	A	G	C	A	h
Hh27	A	A	A	G	T	G	A	A	A	G	A	C	A	b
Hh28	G	A	A	G	C	G	A	C	A	A	A	C	C	i
Hh29	G	A	A	G	T	G	A	A	A	G	A	C	A	j
Hh30	G	A	A	G	T	G	A	C	A	A	A	C	A	k

Intraspecific variation in amino acid sequences

A table of physiochemical distances, based on properties of the amino acid like polarity, molecular volume and chemical composition, was used to investigate amino acid substitutions (Grantham 1974). The smallest distance is 5, while 215 is the highest possible distance.

Atlantic halibut

A total of ten amino acid substitutions were observed between four individuals of Atlantic halibut (Table 25). The Pro→Ser substitution in COI is a change from a non-polar to a polar amino acid, both being neutral. The same is true for the Thr → Val substitution in COIII. In ND4L the Arg → Gln represents a change from a basic to a neutral, non-polar amino acid. The ND4 Cys → Arg substitution is a change from a neutral, polar to a basic amino acid. In ND5 the neutral, polar Thr is exchanged with the neutral, but non-polar Ala. The other amino acid substitutions were relatively innocent.

Table 25: Substitutions of amino acids in mtDNA in four individuals of Atlantic halibut

Region	COI	COII	ATP8	ATP6	COIII	ND4L	ND4L	ND4	ND4	ND5
Dist. ^A	74	98	29	29	69	43	112	32	180	58
Hh1	Pro	Leu	Ile	Ile	Thr	Arg	Cys	Val	Cys	Thr
Hh2	Pro	Leu	Ile	Val	Thr	Gln	Cys	Val	Cys	Ala
Hh3	Ser	Pro	Val	Ile	Val	Arg	Cys	Leu	Arg	Thr
Hh4	Pro	Leu	Ile	Ile	Thr	Arg	Ser	Val	Cys	Thr

A: Physiochemical distance (Grantham 1974)

Pacific halibut

The four amino acid substitutions in four individuals of Pacific halibut (Table 26) appeared to be relatively non-dramatic, as all changes involved amino acids belonging to the same group. The substitution in ND5 have a very high distance value, even though they are both polar, hydrophilic amino acids.

Table 26: Substitutions of amino acids in mtDNA in four individuals of Pacific halibut

Region	ND4L	ND4	ND4	ND5
Dist. ^A	46	32	5	194
Hs1	Asn	Leu	Ile	Tyr
Hs2	Ser	Val	Leu	Tyr
Hs3	Ser	Val	Leu	Tyr
Hs4	Ser	Val	Leu	Cys

A: Physiochemical distance (Grantham 1974)

Greenland halibut

Five substitutions in amino acids were registered in four individuals of Greenland halibut (Table 27). Of these both the Ser → Leu substitution in ND4 and the Thr → Ala substitution in ND5 is a change from a neutral and from a polar to a neutral, non-polar amino acid. In ND5 the neutral, polar Tyr is also exchanged with the basic His. Finally, in Cyt-b the neutral, polar Asn is replacing the acidic Asp.

Table 27: Substitutions of amino acids in mtDNA in four individuals of Greenland halibut

Region	ND4	ND4	ND5	ND5	Cyt-b
Dist. ^A	58	145	58	83	23
Rh1	Thr	Ser	Thr	Tyr	Asp
Rh2	Thr	Ser	Ala	Tyr	Asn
Rh3	Thr	Ser	Thr	Tyr	Asn
Rh4	Ser	Leu	Thr	His	Asn

A: Physicochemical distance (Grantham 1974)

Interspecific variation in amino acid sequences

A comparison of the amino acid sequence form Atlantic halibut 1, Pacific halibut 1 and Greenland halibut 1 revealed 70 substitutions, but no indels of amino acids (Table 28). COI, ATP8 and ND4L were perfectly conserved. ND5, ND4, ND2 and Cyt-b showed the greatest amount of variability, with 29, 10, 9 and 8 substitutions, respectively. Each end of a polypeptide seemed to be more prone to accumulating substitutions. Specially the first and last hundred amino acids of ND5 were regions with a very high concentration of amino acid substitutions.

Table 28: Amino acid substitutions between Atlantic halibut 1 (Hh1), Pacific halibut 1 (Hs1) and Greenland halibut (Rh1)

	ND1	ND2				COII	ATP6	COIII	ND3	ND4			
Hh1	I V L V T L T I V V T I I F S S I K H L V S V S L S A L T V												
Hs1	I L L V T V T I V V T I I F S S I K H L V N V S L S A I T V												
Rh1	V L M I A L A V M M A L M Y V T V M V I I S I N S G T I A I												
	ND5										ND6		
Hh1	Y I I R D T N V S S H L A T S I E P N M A V I T A A V L T L G T												
Hs1	Y I I R G T N I N S H I A T S I E P G M A V I T S A V M T L G T												
Rh1	H V M Q E S D I N L N L V S N L K S D V T K V I S S I L A M A I												
	Cyt-b												
Hh1	I L V I N L S W												
Hs1	I L V I N L S W												
Rh1	V I I V D V A L												

Non-conservative amino acid substitutions

All amino acid substitutions have a mutation score. A negative score denotes a non-conservative replacement for transmembrane proteins. Scores were determined by the amino acid mutation matrix for transmembrane proteins (Jones et al. 1994). Nine of the 70 substitutions between Atlantic halibut, Pacific halibut and Greenland halibut had a negative score (Table 29). Four were in ND5, two in COIII and one in ATP6, ND4 and Cyt-b respectively. In all mutations that had a negative score Atlantic halibut and Pacific halibut had the same amino acid, and Greenland halibut had a different one. The exception was one substitution in ND5 where all species had a different amino acid. The mutation between Atlantic halibut and Pacific halibut (N/G) had a score of -2. Amino acid substitutions with a negative mutation score were also observed between four individuals of Atlantic halibut and four individuals of Greenland halibut

Table 29: Amino acid substitutions showing a negative mutation matrix score

	ATP6	COIII	ND4	ND5	Cyt-b	COII	ND4	ND4						
Hh1	S	K	H	L	S	P	V	N*	W	Hh1	L	C	Rh1	S
Hs1	S	K	H	L	S	P	V	G	W	Hh2	L	C	Rh2	S
Rh1	V	M	V	S	L	S	K	D	L	Hh3	P	R	Rh3	S
										Hh4	L	C	Rh4	L
Score	-1	-1	-4	-2	-2	-1	-4	-2	-2		-3	-4		-3

*Score for mutation N-G is -2

Transmembrane helices

The number of helices was predicted by the help of the TMHMM 2.0 program (<http://www.cbs.dtu.dk/services/TMHMM/>). Results are presented in table 30. The same number of transmembrane helices was predicted in all individuals of Atlantic halibut, Pacific halibut and Greenland halibut. So the amino acid substitutions observed in some individuals did not have any effect on transmembrane helices.

Table 30: Number of predicted transmembrane helices in 13 mitochondrial proteins of

Atlantic halibut (Hh), Pacific halibut (Hs) and Greenland halibut (Rh).

	No of transmembrane helices		
	Hh	Hs	Rh
ND1	8	8	8
ND2	9	9	9
COI	11	11	11
COII	2	2	2
ATP8	1	1	1
ATP6	6	6	6
COIII	6	6	6
ND3	3	3	3
ND4L	3	3	3
ND4	12	12	12
ND5	16	16	16
ND6	5	5	5
Cyt-b	9	9	9

Phylogenetic investigation of mtDNA sequences from Pleuronectiform species.

Three different trees were created, each by the help of the methods Neighbor Joining, Minimum Evolution and Maximum Parsimony. NJ and ME trees based on nucleotide sequence were inferred with the Kimura 2 Parameter distance model. This model take into consideration that transitions occur more often than transversion, which were the case here. The K2P model gives better distance estimates than the often used Jukes-Cantor method, because the JK method does not correct for a higher rate of transitional substitutions as compared to transversional substitutions (Higgs and Attwood 2005). P-distances were used in analysis of amino acid sequences. MP analysis were performed with the branch and bound method. The MP method works best when the amount of variation among sequences is similar. Distance methods like NJ and ME are less stringent about sequence similarity, while

Maximum Likelihood methods do not require a clear recognizable sequence similarity (Mount 2001).

When considering which model to choose one has to remember that the single most important step in tree construction is the sequence alignment. No amount of care, tweaking of parameters or choice of model can infer a correct tree if the alignment is poorly done. The key to determining evolutionary distances between sequences lies in the degree of divergence between sequences. All alignments were manually inspected and adjusted if necessary. Ambiguously aligned regions and gaps were excluded from the analyses. The number of bootstrap replicates was 2000. When using the complete mtDNA genome the highest possible resolution is achieved, but there is a possibility that 3rd codon position will experience substitutional saturation between taxa that diverged a long time ago. These positions will not be informative and only create “noise” in the analysis. To avoid this problem when inferring deep branch phylogenies one can use 1st and 2nd position of codons and stem regions of tRNA genes e.g. Miya et al. (2001)

The tree in figure 21 is based on the complete mtDNA sequence from all available Pleuronectiform species. By using the complete mitochondrial genome a high resolution and accuracy is achieved.

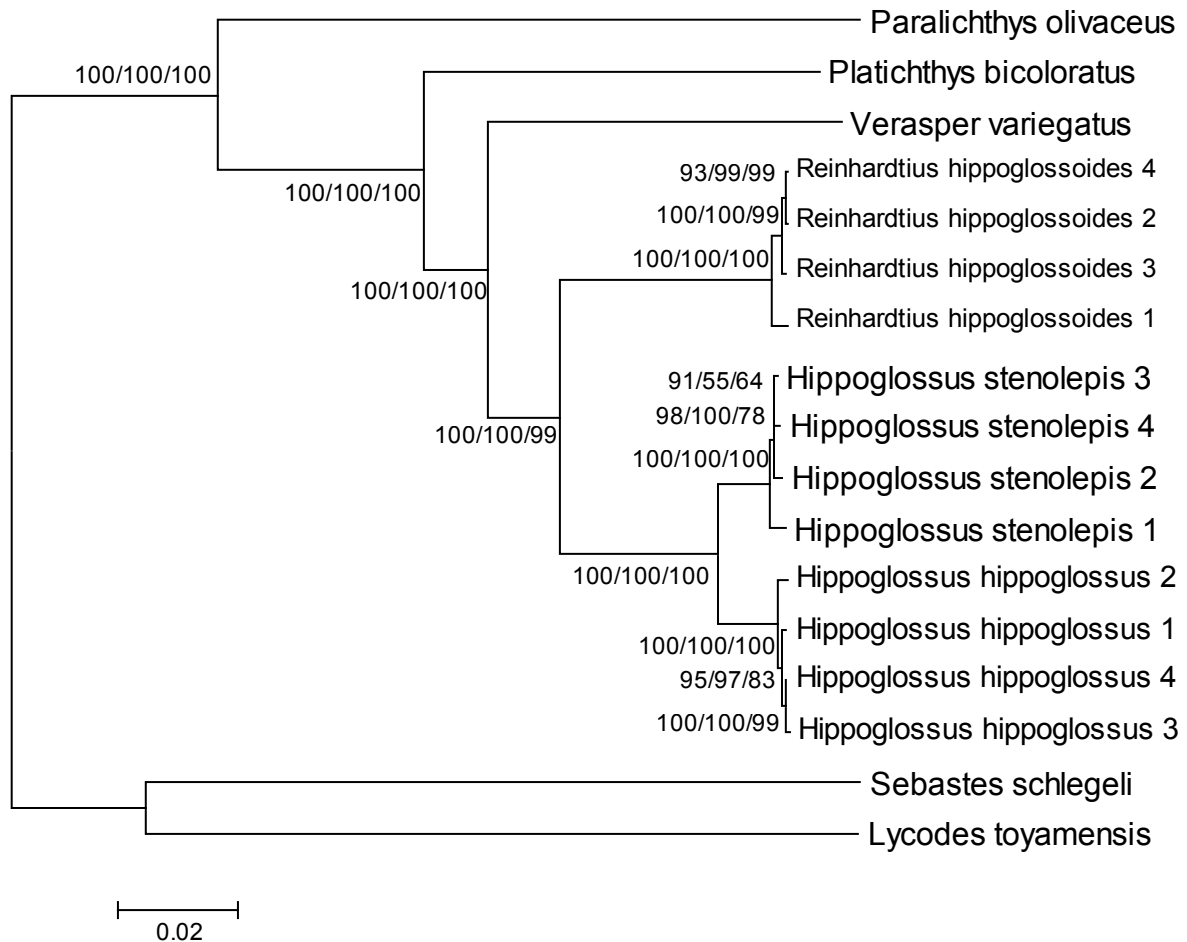


Figure 21: Minimum evolution tree based on complete mtDNA sequences, except control region. The numbers beside the nodes denote bootstrap percentages for 2000 replicates for the tree models Neighbor Joining, Minimum Evolution and Maximum Parsimony. Outgroup: *Sebastes schlegeli* and *Lycodes toyamensis*.

The complete mtDNA sequence was not obtained from Common sole (*Solea vulgaris*), European plaice (*Pleuronectes platessa*) and Turbot (*Scophthalmus maximus*). The available mtDNA sequences from these species were aligned together with the sequences used in figure 21. Regions that lacked sequence in one or more species were excluded. Then one was left with approximately 5000 homologous base pairs between position 30 and 9890, from which the tree presented in figure 22 was made. This includes ND1, COII, ATP8, ATP6, partial sequence from ND2 and ND3 and sequence from multiple tRNAs in this region. These protein coding genes and tRNAs were identified in the same way as in the halibut species, to make sure all sequences were homologous.

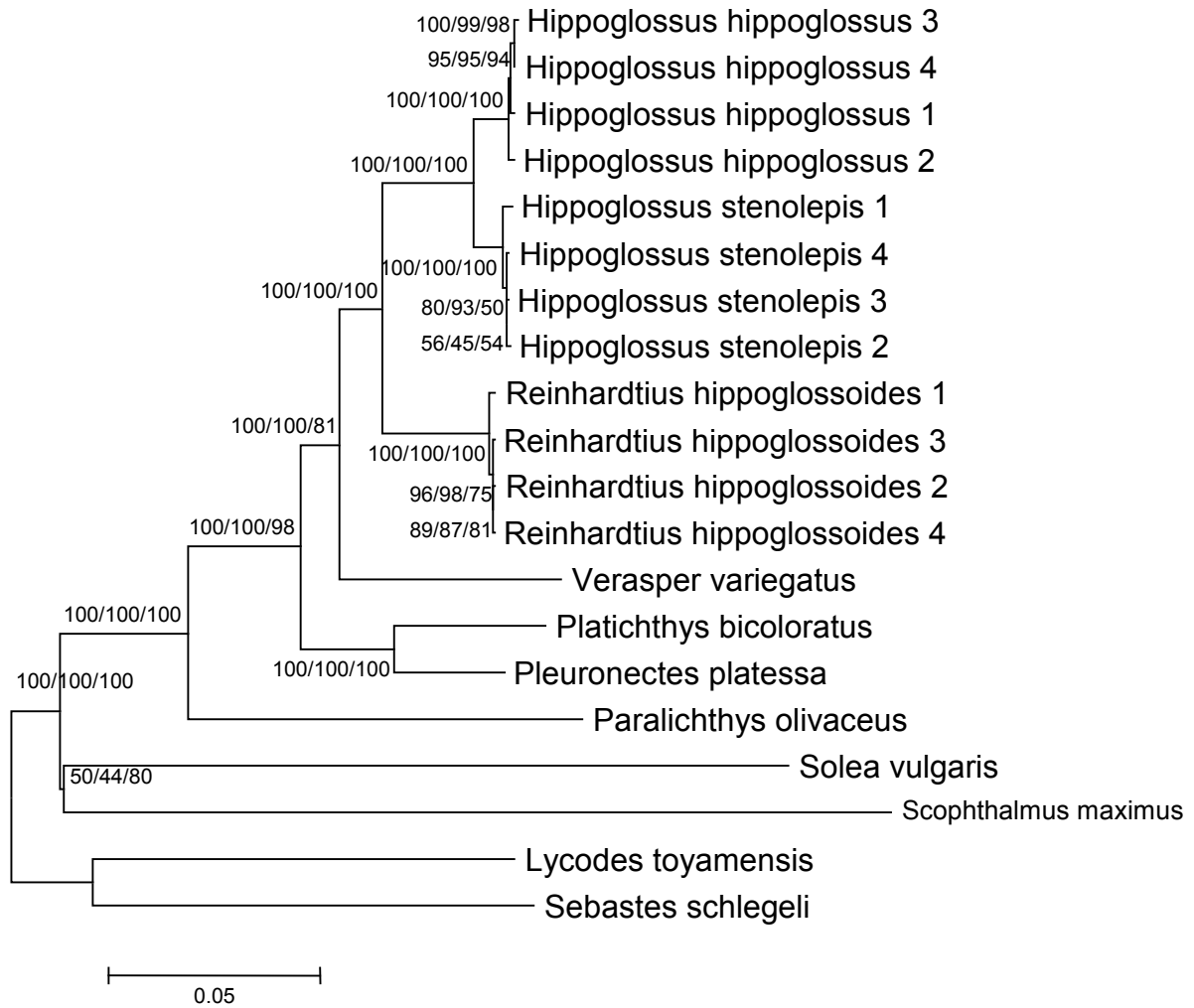


Figure 22: Minimum evolution tree based on alignments of approximately 5000 bp of 9 pleuronectiform species. The numbers beside the nodes denote bootstrap percentages for 2000 replicates for the tree models Neighbor Joining, Minimum Evolution and Maximum Parsimony. A dash instead of a bootstrap value indicates that the method did not support the clade in question. Outgroup: *Sebastes schlegeli* and *Lycodes toyamensis*.

The phylogenetic information in figure 21 and figure 22 can be summarized as follows: Soleidae (*Solea vulgaris*) and Scophthalmidae (*Scophthalmus maximus*) appeared to be sister taxa and also the most basal taxa. Paralichthyidae formed a sister taxa to Pleuronectidae. Within the Pleuronectidae, *Platichthys bicoloratus* and *Pleuronectes platessa* clustered into one group and was most basal. *Verasper variegatus* appeared to be the closest taxon to the three halibut species. Furthermore, the *Reinhardtius* genus formed a sister taxa to the *Hippoglossus* genus. The *Hippoglossus* genus was the most derived clade. Finally, the interspecific genetic variation between *Hippoglossus hippoglossus* and *Hippoglossus stenolepis* was greater than the intraspecific variation within each species, meaning that they are probably separate species, but speciation took place relatively recently. Bootstrap support was generally high in all trees when considering phylogenetic relationship above species level. The tree based on

5000 bp did not separate all individuals well enough with all methods (Fig 22). Bootstrap values as low as 55 % and 64 % were observed between individuals of *Hippoglossus stenolepis* in the tree produced with the help of complete mtDNA sequences (Fig 21).

To investigate the phylogenetic relationship between Pleuronectiformes and the “well-known” taxa Gadidae and Salmonidae a concatamer of amino acid sequences from the thirteen mtDNA protein-coding genes were used to create the tree in figure 23. Amino acid sequences were chosen because the problems with saturation in third codon position is, to a high degree, excluded, as many amino acids are two- or four-fold degenerated (i.e. substitution can occur in third codon position without changing the amino acid). Phylogenetic investigation of Pleuronectiformes, Gadidae and Salmonidae based on amino acid sequences revealed that Salmonidae is the most basal taxon, while Gadidae is closer related to the Pleuronectiformes (Fig 23).

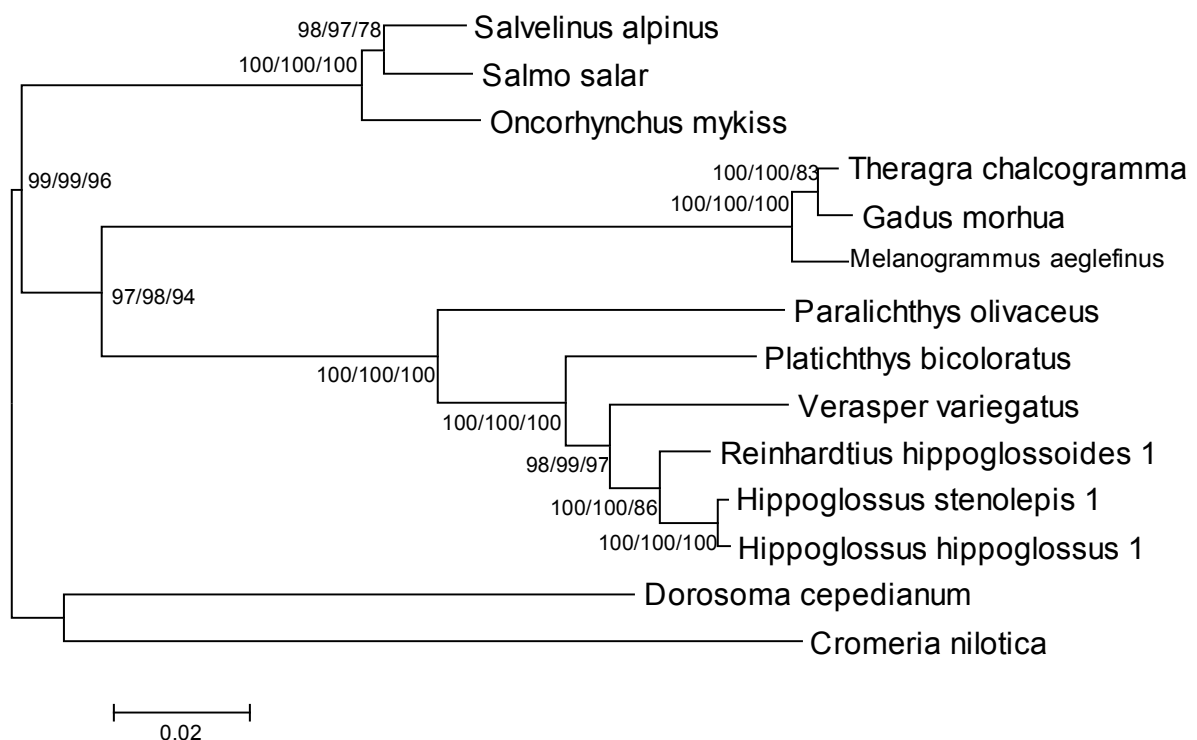


Figure 23: Minimum evolution tree of 6 pleuronectiform species, 3 Gadidae species and 3 Salmonidae species tree based on amino acid sequences from 13 mitochondrial protein coding genes. The numbers beside the nodes denote bootstrap percentages for 2000 replicates for the tree models Neighbour Joining, Minimum Evolution and Maximum Parsimony. Outgroup: *Dorosoma cepedianum* and *Cromeria nilotica*.

Estimation of divergence times

Sequence divergence in COI between Atlantic halibut 1 and Pacific halibut 1 was 2,3% . Divergence between Atlantic halibut 1 and Greenland halibut 1 was 7,0%, while divergence between Pacific halibut 1 and Greenland halibut 1 was 7,3%. According to Bermingham et al. (1997) sequence divergence in COI of recently separated teleost taxa is roughly 1,2% per million years. Based on these numbers the divergence time between Atlantic- and Pacific halibut was estimated to 2 million years, while divergence between Greenland halibut and the *Hippoglossus* genus took place approximately 6 million years ago (Ma). Tajimas test of relative rate was used to evaluate rate constancy among lineages (Tajima 1993).

Authenticity of the Mitochondrial Sequences

Nuclear mitochondrial pseudogenes (numt) are parts of the mtDNA molecule that have been copied and incorporated into the nuclear genome. As reviewed by Bensasson et al. (2001) numts have contaminated PCR-based mitochondrial studies of over 64 different animal species. When numt sequences are present, the nuclear and mitochondrial products are often co amplified by PCR, and sequences from these products may exhibit double peaks and ambiguities at some positions (Sorenson and Fleischer 1996). In this study PCR products were mostly rather large, 3kb - 4,5 kb, and all PCR products appeared as clean single bands of the expected molecular weight when controlled using agarose gel electrophoresis. Data files from sequencing reactions that exhibited multiple peaks were discarded. Unspecific primer binding is also a possible explanation for multiple peaks. Thus, it did not appear that co-amplification of both nuclear and mitochondrial copies of genes were a problem.

Discussion

Genetic variation

Complete mitochondrial genome

The number of single nucleotide polymorphisms (SNP) observed among Atlantic halibut individuals was 91. The same numbers for Pacific halibut and Greenland halibut was 99 and 110 respectively. Thus, no significant difference in genetic variation within the three halibut species could be observed. Very few population studies based on complete mtDNA sequences have been performed. In a study of complete mtDNA sequences from 10 individuals of Walley pollock Yanagimoto et al. (2004) observed 179 SNPs. The number of nucleotide substitutions found between Norwegian Coastal stock and Norwegian Shelf stock of cod was 75. Between Norwegian Coastal stock and Arcto-Norwegian stock of cod, 83 nucleotide substitutions were identified, while the number of nucleotide substitutions between Norwegian Shelf stock and Arcto-Norwegian stock was 68 (Breines 2005). These are comparisons between two individuals only, and more variable sites are expected if more individuals are analysed and compared. Brown et al. (2006) detected 156 nucleotide substitutions between five individuals of Rainbow trout. However, this number could be lower, because they questioned the accuracy of the sequencing work in one individual done by Zardoya et al. (1995)

Ribosomal RNA genes

The overall rRNA substitutions rates are about half of those compared to protein coding genes (Brown and Simpson 1982; Hixson and Brown 1986). The same appears true for Atlantic halibut, Pacific halibut and Greenland halibut. In a study of mtDNA from ten individuals of Walleye pollock (*Theragra chalcogramma*) Yanagimoto et al. (2004) found relatively low substitution rates in rRNA genes. Similar findings were discovered in cod (*Gadus morhua*) by Breines (2005) and in a comparison between saithe (*Pollachius virens*) and pollack (*Pollachius pollachius*) by Nymark (2006).

Protein coding genes

The patterns of substitution in protein coding genes are well known. The knowledge of how mutations accumulate makes protein coding genes good candidates for phylogenetic studies in fish.

The genes coding for the cytochrome oxidase subunits and cytochrome b are the most conserved genes (Meyer 1994). This appears to be true also for Atlantic halibut, Pacific halibut and Greenland halibut (Fig 20). These genes were found to be very conserved in saithe and pollack by Nymark (2006), but only relatively well conserved in cod (Breines 2005) and Walley pollock (Yanagimoto et al. 2004). A study that compared mtDNA from Arctic charr and Brook charr found 4.8 %, 3.5 % and 5.9 % sequence divergence COI, COII and COIII respectively (Doiron et al. 2002). The most variable are the ND and ATPase genes (Billington 2003). The ND genes have a nucleotide diversity of 0.2-0.6 % in Atlantic halibut 1-4, Pacific halibut 1-4 and Greenland halibut 1-4, respectively. Though ND3 in Greenland halibut 1-4 had no nucleotide substitutions. ATP8 had a high nucleotide diversity (0.6%) in Atlantic halibut 1-4, and ATP6 had the same nucleotide diversity in Pacific halibut 1-4 and 0.3% in Atlantic halibut 1-4. Otherwise the ATP genes had no or little nucleotide diversity. Brown et al. (2006) found the highest nucleotide variability in ND4 and ND5 in a study of intraspecific variability in five individuals of Rainbow trout. Saithe and pollack had a very low nucleotide variability in the ATP genes (Nymark 2006). While Walley pollock and cod had a moderately substitution rate in these genes (Breines 2005; Yanagimoto et al. 2004). Sequence divergence was high between Arctic charr and Brook charr in all ND genes, except ND4L. Sequence divergence in ATP6 was also high (Doiron et al. 2002). The total number of nucleotide substitutions in protein coding genes of Atlantic halibut, Pacific halibut and Greenland halibut was 59, 71 and 79 respectively. The same number in five individuals of Rainbow trout was 47 (Brown et al. 2006)

Some suggestions as to why some genes are well conserved, while others show a higher variability, are given below. Substitution rates are influenced by the rate of mutation and the probability of fixation of a mutation. Fixation depends on whether the mutation provides an advantage, is neutral or deleterious. Substitution rates in regions that are likely to affect the function of the gene product will be lower (Graur and Li 1999). Apparently, mitochondrial genes have different mutation rates and some genes evolve faster than others. The rate of evolution of a gene or mutation that is under selection will be very different from one that is

not. Selection resists substitutions at some sites, while allowing substitutions at other sites to become fixed. Different genes with different functions, or different parts of a gene with different functions will have different rates of evolution. Thus, different regions of DNA with different functional constraints will evolve at different rates. This is true for both nuclear and mitochondrial genes (Higgs and Attwood 2005). Genes evolve at different rates because, although mutations are usually random events, some proteins are much more tolerant to changes in their amino acid sequence than are other proteins. For this reason, the genes that encode these more tolerant, less constrained proteins evolve faster (Nei 1987). Furthermore, structure, function and expression level affect the rate of evolution. So does the position of a gene in a pathway or network. Genes more central to a network have a greater number of pleiotropic effects on other genes and biological processes. These genes evolve slower, because they are very constrained: a mutation that has a beneficial effect on one process is very likely to have deleterious effects on the other processes, and would be negatively selected (Graur and Li 1999).

The rate of mutations might not always be similar along the mitochondrial genome. Sites in the mtDNA control region of humans known to be hyper variable have been identified as mutational hotspots. Though, it is not known what features of these hyper variable sites and/or the mtDNA replication machinery cause them to be mutational hotspots (Stoneking 2000). Some of the mechanisms discussed here are likely to be the cause of the differentiated evolutionary rate observed in mtDNA genes in Atlantic halibut, Pacific halibut and Greenland halibut.

Variability in protein complexes

Eight protein complexes mediate the processes carried out by the electron transport chain. Each of these complexes plays a vital role in the health of the cell and any slight mutation in any one of the proteins that make up these complexes can lead to cell death or stress, which can both in turn lead to a number of diseases. As an example a mutation in complex I genes been associated with Parkinsons disease and aging (Smigrodzki et al. 2004).

Proteins with more interactors are known to evolve more slowly not because they are more important to the organism, but because a greater proportion of the protein is directly involved in its function (Fraser et al. 2002). The faster evolving ND genes belong to multiprotein complex I, consisting of 25 polypeptides. It seems that the ND genes do not have a central

role in the network of polypeptides in complex I. Otherwise the high occurrence of mutations in the ND genes would make it difficult to cooperate properly with the rest of the polypeptides in the complex. Apparently, there is no strong negative selection acting on mutations in ND genes.

On the other hand, the more conserved CO genes belonging to complex IV could hold a central position among the 13 polypeptides in this complex. It is also possible that there is a regional heterogeneity along the mtDNA molecule, when it comes to occurrence of mutations. Maybe the CO genes, along with ATP8 and ATP6 are located at a part of the molecule that is somehow more protected against mutations. ATP8 was very conserved in Pacific halibut and Greenland halibut, but ATP8 and ATP6 were very variable in Atlantic halibut and Greenland halibut respectively. This hypothesis seems unlikely as Cyt-b, a relatively conserved gene, is located in a different part of the mtDNA molecule, close to the control region, which has a elevated evolutionary rate. Regions that are frequently exposed as a single strand during transcription or replication (O_H and O_L) have also been reported to have a higher rate of mutations (Ramiro et al. 2003).

Control region

The control region is partially constrained in primary sequence and secondary structure in order to regulate replication and transcription of the mtDNA molecule (Clayton 1991). The control region is characterized by the displacement loop (d-loop), a stretch of DNA that is complementary to the light strand; the d-loop displaces the heavy strand. Of all mitochondrial defined regions and genes the control region has the highest substitution rate, at least when considering the two peripheral domains, while the central domain is remarkably conserved (Pesole et al. 1999). Nucleotide diversity was not calculated for the three domains in the control region separately. But one gets an impression of variability in the different domains by viewing the alignment in figure 12. The nucleotide diversity for the control region as a whole, except heteroplasmic tandem repeats, was approximately 1%, about 3 times higher than the average nucleotide diversity in protein coding genes. The intraspecific substitution rate in the control region of cod was found to be slightly higher than that of the rest of the protein coding genes (Breines 2005). Interspecific substitution rate in 10 individuals of Walley pollock was not found to be significantly higher than the protein coding genes (Yanagimoto et al. 2004). The same observation was done regarding the interspecific substitution rate in the control region of saithe and pollack (Nymark 2006).

Functional consequences of amino acid substitutions

Substitutions at the amino acid level will change the properties of the polypeptide. Some changes are small and would probably not have any adaptive value. Others that, for instance, could improve the function of an enzyme at certain temperatures would be of great adaptive value if the organism preferred this temperature (Doiron et al. 2002). A negative score suggests that this substitution serve a vital function in the structure and function of a polypeptide. Doiron et al. (2002) found a high concentration of substitutions with a negative score in the ND genes. They suggested that the transmembrane multiprotein complex I, which ND genes are a part of, could be a target where selection acted on the char's mitochondrial genome for specific environmental factors. For example temperature niches. Five out of nine amino acid substitutions with a negative mutation score between Atlantic halibut, Pacific halibut and Greenland halibut were located in the ND genes. This could be an adaptation to temperature niches. Greenland halibut prefer lower temperatures than both Atlantic halibut and Pacific halibut (see introduction), and the observed mutation was, with one exception, always observed between Atlantic halibut / Pacific halibut and Greenland halibut.

Transmembrane helices

The number of transmembrane helices in the three halibut species is compared to similar data from Saithe (*Pollachius virens*) and Pollack (*Pollachius pollachius*) in a study by Nymark (2006) in table 31. Saithe and Pollack have one more helix in ND1, COI and ND4. Saithe has to helices in ND4L, while all other species have 3.

Table 31: Comparison of transmembrane helices in mtDNA proteins in Atlantic halibut (Hh), Pacific halibut (Hs), Greenland halibut (Rh), Saithe (Pv) and Pollack (Pp)

	No of transmembrane helices	
	Hh/Hs/Rh	Pv/Pp
ND1	8	9
ND2	9	9
COI	11	12
COII	2	2
ATP8	1	1
ATP6	6	6
COIII	6	6
ND3	3	3
ND4L	3	2/3
ND4	12	13
ND5	16	16
ND6	5	5
Cyt-b	9	9

Heteroplasmic tandem repeats in the control region

The control region is responsible for tremendously length variation in mtDNA due to tandem duplications (Brown 1985). Such heteroplasmic tandem repeats (HTR) have been reported in several teleost species (Table 32).

Table 32: Selected teleost species with HTR reported in the control region.

Organism	Repeat size (bp)	No. of repeats	Heteroplasmy	Reference
Atlantic halibut (<i>Hippoglossus hippoglossus</i>)	61	12-19	Yes	This study
Pacific halibut (<i>Hippoglossus stenolepis</i>)	61	17-19	Yes	This study
Greenland halibut (<i>Reinhardtius hippoglossoides</i>)	61	18-23	Yes	This study
American Plaice (<i>Hippoglossoides platessoides</i>)	61	2	Not determined	(Lee et al. 1995)
Winter flounder (<i>Pseudopleuronectes americanus</i>)	62	6-8	Not determined	(Lee et al. 1995)
Yellowtail flounder (<i>Limanda ferruginea</i>)	62	6-8	Not determined	(Lee et al. 1995)
European flounder (<i>Platichthys flesus</i>)	19	1-10	Yes	(Hoarau 2002)
Sea bass (<i>Dicentrarchus labrax</i>)	17	1-19	Yes	(Cesaroni et al. 1997)
Cod (<i>Gadus morhua</i>)	48	6-19	Yes	(Cesaroni et al. 1997)
Cod (<i>Gadus morhua</i>)	40	2-6	Yes	(Árnason and Rand 1992)
Sturgeon (<i>Acipenser transmontanus</i>)	82	1-6	Yes	(Brown et al. 1992)

Atlantic halibut, Pacific halibut and Greenland halibut are all heteroplasmic with respect to a 61 bp motif in the CSB domain of the control region. There were large differences in the sequence of the motif in the three species. It was possible to fold both one copy and the most common copy number of the motif into secondary structures. The G + C content was low in all motifs. This could be a way of resisting the formation of a stable secondary structure. The function of these repeated elements is not known. The most likely mechanism behind the creation of repeated motifs is slipped-strand mispairing (Levinson and Gutman 1987)

A number of conserved sequence motifs were identified in the control region of several pleuronectiform species (Fig 11 and 12). Some sequence blocks were more conserved than others, suggesting that these are vital in mitochondrial metabolism. Different approaches have been tried (Mignotte et al. 1987; Saccone et al. 1987), but the function of the central conserved region is not well understood. Studies of the control region in mammals (Hoelzel et al. 1991) and in *Xenopus* (Wong et al. 1983) have revealed that secondary structure of sequences found in the control region are not conserved among vertebrates. This could suggest that secondary structure of RNA does not play a major role in the function of these sequences.

Codon usage bias

In this study it was observed that Atlantic halibut, Pacific halibut and Greenland halibut in four-fold degenerate codons have a non-preference for codons with guanine in third codon position. For two-fold degenerate codons there was a clear preference for one codon over the other. Here adenine or cytosine was the preferred nucleotide in third codon position. Johansen et al. (1990) also found a clear tendency to exclude guanine in third codon position. This phenomenon is observed in many other species of teleosts, from which codon usage tables are available (<http://www.kazusa.or.jp/codon/Mitochondrion.html>). It seems likely that some of the mechanisms mentioned in the introduction, translational efficiency and / or translational accuracy, are the cause of the observed codon bias in the three halibut species. The pattern seems too clear to be random.

Nucleotide composition

G+C content was compared between pleuronectiform species (*Hippoglossus hippoglossus*, *Hippoglossus stenolepis*, *Reinhardtius hippoglossoides*, *Platichthys bicoloratus* and *Paralichthys olivaceus*), Gadidae species (*Theragra chalcogramma*, *Boreogadus saida* and *Gadus macrocephalus*) and Salmonidae species (*Salmo salar* and *Salmo trutta*) (<http://www.kazusa.or.jp/codon/Mitochondrion.html>). Pleuronectiform species had a G+C content in protein coding genes of approximately 46%, Gadidae 42% and Salmonidae 46%. G+C content in 1st position in pleuronectiform species was around 53%, Gadidae 52% and Salmonidae 55%. 2nd position had a G+C content of 42% in pleuronectiform, 39% in Gadidae and 42% in Salmonidae. Pleuronectiform species had a G+C content of 45% in 3rd codon position, Gadidae 35% and Salmonidae 41%. So there seems to be a selection against a high

G+C content in protein coding genes of Gadidae species, compared to pleuronectiform and Salmonidae species. The specific reason is not known, but it seems to be less beneficial for Gadidae species to have guanine in third codon position. A possible explanation could be related to transcriptional and translational efficiency and accuracy, as mentioned above.

Lin et al. (2006) reported a G+C content in mtDNA from Asian seabass (*Lates calcarifer*) of 46,1% as high compared to many other teleosts. They suggest that a high G+C content is associated with higher temperatures in tropical waters. However, non-tropical fishes like Atlantic salmon (*Salmo salar*) (Hurst et al. 1998), Arctic charr (*Salvelinus alpinus*) (Doiron et al. 2002), Atlantic halibut, Pacific halibut and especially Greenland halibut have G+C contents in the range of 45,1% - 46,2%. A possible explanation could be that these species once originated in warmer waters and then changed their temperature niches faster than the evolution of mtDNA, given that the assumptions by Lin et al. (2006) are correct.

SNP analysis of 30 Atlantic halibut individuals

Part of ND2, COI and the control region were target for an SNP analysis in 30 Atlantic halibut individuals from the broodstock in Mørkvedbukta Research Station (Table 24). The relationship between these individuals was not fully known beforehand. Eleven different genotypes were observed. What is interesting is that one genotype (f) appear 15 times. A possible explanation is that they are siblings or half-siblings, sharing the same mother. Additional information about the breeding of their possible parents suggests that this is true. By also using nuclear microsatellites it would be possible to finally determine the genetic relationships. Normally one would seek to have a wide variety of genetic material in a broodstock. The use of closely related individuals in a broodstock will eventually lead to inbreeding, i.e. increased homozygosity, which leads to reduced larval and juvenile survival and performance (Beaumont and Hoare 2003). For this reason it is important to know the history of each individual in a breeding programme, and preferably genotype every individual to avoid inbreeding.

Phylogenetic investigation of mtDNA sequences

The focus on the three halibut species through this study will continue in the phylogenetic investigation. Their position among other known complete Pleuronectiform mtDNA genomes will be considered. The Norwegian waters normally host three different families of

Pleuronectiform species: Soleidae, Scophthalmidae and Pleuronectidae (Bethon 2005). Partial mtDNA sequence from *Solea vulgaris* (Soleidae) and *Scophthalmus maximus* (Scophthalmidae) was also determined, and the relationship between these three families will be discussed.

Results from this study suggest that Soleidae and Scophthalmidae are the most basal families. (Berendzen and Dimmick 2002) were not able to fully determine the position of Scophthalmidae, though it appears to be more basal than Soleidae. Chapleau (1993) resolved Scophthalmidae as a polytomy containing Bothidae, Paralictyidae and Pleuronectidae. So the position of these two families remain uncertain.

Paralichthyidae has been recognized as polyphyletic (Chapleau 1993; Hensley and Ahlstrom 1984). One clade was determined to be closely related to Pleuronectidae (Berendzen and Dimmick 2002). Paralichthyidae represented by *Paralictys olivaceus* was recognized as the family closest to Pleuronectidae in this study.

Within the Pleuronectidae *Platichthys bicoloratus* and *Pleuronectes platessa* formed a group. This group is recognized as Pleuronectini (Haaramo 2004), a sister group to Hippoglossini. Hippoglossini includes *Verasper variegatus*, *Reinhardtius hippoglossoides*, *Hippoglossus stenolepis* and *Hippoglossus hippoglossus*. The last two species appear to be very close related. They could even be separated at the sub-species level. There are 358 SNPs between Hh1 and Hs1. 1100 SNPs was found between HH1 and Rh1 (control region was excluded due to gaps). Nymark (2006) detected 877 nucleotide substitutions between Saithe (*Pollachius virens*) and Pollack (*Pollachius pollachius*). The number of nucleotide substitutions between Arctic char (*Salvelinus alpinus*) and Brook trout (*Salvelinus fontinalis*) was approximately 760 (Doiron et al. 2002).

Species divergence times

Atlantic- and Pacific halibut was estimated to have separated 2 Ma, while divergence between Greenland halibut and the *Hippoglossus* genus took place approximately 6 million years ago.

One should be very careful with drawing conclusions based on estimated divergence times, but some cautious suggestions as to what caused this speciation can be made. Important geological events in the area were these species live or their ancestors might have lived

include the generally warmer periods Miocene 23-5.3 Ma (Billups 2002) and Pliocene 5.3-1.8 Ma (Crowley 1991), the submergence of the Bering Strait 3.5 Ma (Vermeij 1991) and the rise of the Isthmus of Panama 3.1-3.5 Ma (Coates and Obando 1996). These events might have influenced speciation that led to the three halibut species.

Miocene was warm until 14 Ma when temperatures dropped. This happened again 8 Ma (Billups 2002). The first speciation was the separation of Greenland halibut from the ancestor of the *Hippoglossus* genus. It is difficult to tell why this happened. So possible explanations suggested here would only be speculations. One have to bear in mind that other species not included in this study could be involved in this process.

One possible mechanism behind the separation of the *Hippoglossus* genus is that the ancestor of this genus might have been able to move freely between the Atlantic- and the Pacific Ocean via the Arctic basin during the warm period of Pliocene. Speciation might have occurred when temperatures in the Arctic waters dropped too low during late Pliocene for the ancestor to inhabit these high latitudes.

Species identification based on molecular markers

Illegal fishing could potentially be a threat to many species, specially those with a slow growth rate and long generation time, such as Atlantic halibut, Pacific halibut and Greenland halibut. Therefore, accurate species identification is a necessary part of each fishery management program as well as any conservation approach (Ludwig 2005). Morphological species identification is very difficult and unreliable when the fish has been processed into filet and other products. PCR based restriction fragment length polymorphism (RFLP) has many advantages. After establishing the species-specific restriction patterns, this approach was used to differentiate 17 Acipenseriform species by Ludwig et al. (2002). Wolf et al. (1999) were able to distinguish between several species of game fish and even closely related deer species with PCR-RFLP. The same approach was used by Graves (2001) to separate several popular fish species. He digested amplification products from ND4 and 12S/16S rRNA region in mtDNA with restriction enzymes and identified species-specific patterns. This approach should prove useful in separating between the three halibut species in this study. The regions of choice should be the control region or one of the ND genes, due to the high degree of nucleotide variability found here.

An alignment of the complete mtDNA sequence from the four individuals of Atlantic halibut, Pacific halibut and Greenland halibut revealed 27 SNPs where each species had a different nucleotide (i.e. species specific SNP). Some regions had a higher concentration of these SNPs than others. Six SNPs were found between position 3090 and 3696. By sequencing this stretch, or a part of it, one can easily determine which species the mtDNA sample belongs to.

Real time PCR (RT-PCR) is a innovative technique in molecular genetics that makes it possible to quantitative measure polymorphic DNA regions and identify SNPs at the same time. After PCR amplification, SNPs can be detected by analysing a melting-curve: The temperature is raised from somewhere between 40°C and 75°C to a the temperature were a hybridisation probe melts off the DNA. No SNP means a perfect match between DNA and probe and is indicated by a higher melting temperature. If a mutation is present the melting temperature will be lower (Reuter et al. 2005). Then one would have to identify an SNP were species 1 have a specific nucleotide (e.g. C) and species 2 and 3 have a different nucleotide from species 1 (but both the same, e.g. G). Now you have excluded or confirmed species 1. If species 1 was excluded, the process is repeated, but now with a SNP were species 1 and 2 have the same nucleotide and species 3 have a different one. Then species 2 or 3 is also ruled out, and the correct species has been identified. Two sensor probes would have to be designed according to SNP 1 and 2 to separate between three species. More possible species requires more SNPs and probes. Multiple sets of SNPs can be added depending on the degree of certainty that is required in species identification. To make sure that the SNP really is diagnostic and no intraspecific variation is found at this position, a large number of samples from each species might be needed when establishing the test.

References

(www.fishbase.org).

- Altschul, S. F., W. Gish, W. Miller, E. W. Myers and D. J. Lipman (1990). "Basic local alignment search tool." *J. Mol. Biol.*(215): 403-410.
- Anderson, S., A. T. Bankier, B. G. Barrell, M. H. L. de Bruijin, A. R. Coulson, J. Drouin, I. C. Eperon, D. P. Nierlich, B. A. Roe, F. Sanger, P. H. Schreier, A. J. H. Smith, R. Standen and I. G. Young (1981). "Sequence and organization of the human mitochondrial genome." *Nature*(290): 457-465.
- Anderson, S., M. H. L. de Bruijin, A. R. Coulson, I. C. Eperon, F. Sanger and I. G. Young (1982). "Complete sequence of bovine mitochondrial DNA. Conserved features of the mammalian mitochondrial genome." *J Mol Biol*(156): 683-717.
- Andriyashev, A. P. (1954). "Fishes of the northern seas of U.S.S.R. (transl. from Russian)." (1964).
- Árnason, E. and D. M. Rand (1992). "Heteroplasmy of short tandem repeats in mitochondria of Atlantic cod, *Gadus morhua*." *Genetics*(132): 211-220.
- Árnason, U. and A. Gullberg (1993). "Comparison between the complete mtDNA sequences of the blue and the fin whale, two species that can hybridize in nature." *J. Mol. Evol.*(37): 312-322.
- Bakke, I. and S. D. Johansen (2005). "Molecular Phylogenetics of Gadidae and Related Gadiformes Based on Mitochondrial DNA Sequences." *Marine Biotechnology* 7(61–69).
- Baxevanis, A. D. and B. F. Francis Ouellette (2001). *Bioinformatics; a practical guide to the analysis of genes and proteins*, Wiley-interscience.
- Beaumont, A. R. and K. Hoare (2003). *Biotechnology and genetics in fisheries and aquaculture*, Blackwell publishing.
- Bensasson, D., D.-X. Zhangb, D. L. Hartla and G. M. Hewittc (2001). "Mitochondrial pseudogenes: evolution's misplaced witnesses." *Trends in Ecology & Evolution* 16(6): 314-321.
- Benson, G. (1999). "Tandem repeats finder: a program to analyze DNA sequences." *Nucleic Acids Research* 27(2): 573-580.
- Berendzen, P. B. and W. W. Dimmick (2002). "Phylogenetic relationships of Pleuronectiformes based on molecular evidence." *Copeia*(3): 642-652.
- Bergsten, J. (2005). "A review of long-branch attraction." *Cladistics*(21): 163-193.
- Bermingham, E., S. S. McCafferty and A. P. Martin (1997). Fish biogeography and molecular clocks: Perspectives from the Panamanian isthmus. *Molecular systematics of fishes*. T. D. Kocher and C. A. Stepien, Academic press.
- Bernardi, G. and G. Bernardi (1986). "Compositional constraints and genome evolution." *J Mol Evol*(24): 1-11.
- Bethon, P. (2005). *Ascehougs store fiskebok*.
- Billington, N. (2003). *Mitochondrial DNA in Poulation genetics: Principles and applications for Fisheries Scientists*, ed. Hallerman, Eric M. American Fisheries Society, Bethesda, Maryland.
- Billups, K. (2002). "Late Miocene through early Pliocene deep water circulation and climate change viewed from the sub-Antarctic South Atlantic." *Palaeogeography palaeoclimatology palaeoecology* 185(3-4): 287-307.
- Boore, J. L. (1999). "Animal mitochondrial genomes." *Nucleic Acids Res* 27(8): 1767-1780.
- Breines, R. (2005). Genetic relationship of Gadidae species: A study of complete mtDNA form Atlantic cod, Polar cod and Arctic cod. Department of Molecular Biotechnology, Institute of Medical Biology, University of Tromsø. **Master of science**.

- Brown, G. G. and M. V. Simpson (1982). "Novel features of animals mtDNA evolution as shown by sequences of two rat cytochrome oxidase subunit II genes." Proc Natl Acad Sci USA(79): 3246-3250.
- Brown, J. R., A. T. Beckenbach and M. J. Smith (1992). "Mitochondrial DNA variation and heteroplasmy in populations of the white sturgeon (*Acipenser transmontanus*)." Genetics(132): 221-228.
- Brown, J. R., K. Beckenbach, A. T. Beckenbach and M. J. Smith (1996). "Length variation, heteroplasmy and sequence divergence in the mitochondrial DNA of four species of sturgeon (*Acipenser*)." Genetics(142): 525-535.
- Brown, K. H., R. E. Drew, L. A. Weber and G. H. Thorgaard (2006). "Intraspecific variation in the rainbow trout mitochondrial DNA genome." Comparative Biochemistry and Physiology Part D: Genomics and Proteomics 1(2): 219-226.
- Brown, W. M. (1985). The mitochondrial genome of animals, in *Molecular Evolutionary Genetics*. (ed. R.J. Macintyre) pp. 95-130, Plenum Press.
- Brown, W. M., M. J. George and A. C. Wilson (1979). "Rapid evolution of mitochondrial DNA." Proc Natl Acad Sci USA(76): 1967-1971.
- Burzynski, A., M. Zbawicka, D. O. F. Skibinski and R. Wenne (2003). "Evidence for recombination of mtDNA in the marine mussel *Mytilus trossulus* from the Baltic." Mol. Biol. Evol.(20): 388-392.
- Cesaroni, D., F. Venanzetti, G. Allegrucci and V. Sbordoni (1997). "Mitochondrial length variation and heteroplasmy in natural populations of the European sea bass, *Dicentrarchus labrax*." Mol Biol Evol(14): 560-568.
- Chapleau, F. (1993). "Pleuronectiform relationships; a cladistic reassessment." Bull. Mar. Sci.(52): 516-540.
- Clayton, D. A. (1991). "Replication and transcription of vertebrate mitochondrial DNA." Ann. Rev. Cell. Biol(7): 453-478.
- Coates, A. G. and J. A. Obando (1996). The geologic evolution of the Central American Isthmus. Evolution and Environment in Tropical America. J. B. C. Jackson, A. F. Budd and A. G. Coates, University of Chicago Press: 21-56.
- Crowley, T. J. (1991). "Modeling Pliocene warmth." Quaternary Sci. Rev(10): 275-282.
- De Groot, S. J. (1970). "Some notes on an ambivalent behaviour of the Greenland halibut *Reinhardtius hippoglossoides* (Walb.) Pisces: Pleuronectiformes." J. Fish Bid.(2): 275-279.
- Delarbre, C., H. Escriva, C. Gallut, V. r. Barriel, P. Kourilsky, P. Janvier, V. Laudet and G. Gachelin (2000). "The Complete Nucleotide Sequence of the Mitochondrial DNA of the Agnathan *Lampetra fluviatilis*: Bearings on the Phylogeny of Cyclostomes." Mol. Biol. Evol. 17(4): 519-529.
- Doiron, S., L. Bernatchez and P. U. Blier (2002). "A Comparative Mitogenomic Analysis of the Potential Adaptive Value of Arctic Charr mtDNA Introgression in Brook Charr Populations (*Salvelinus fontinalis* Mitchell)." Mol. Biol. Evol. 19(11): 1902-1909.
- DOMINGUES, V. S., G. BUCCIARELLI, V. C. ALMADA and G. BERNARDI (2005). "Historical colonization and demography of the Mediterranean damselfish, *Chromis chromis*." Molecular Ecology(14): 4051-5063.
- Efron, B. (1979). "Bootstrapping methods: Another look at the jackknife." Ann. Stat.(7): 1-26.
- Entelis, N. S., O. A. Kolesnikova, S. Dogan, R. P. Martin and I. A. Tarassov (2001). "5 S rRNA and tRNA Import into Human Mitochondria." J. Biol. Chem 276(49): 45642-45653.
- Fairbairn, D. J. (1981). "Biochemical genetic analysis of population differentiation in Greenland halibut (*Reinhardtius hippoglossoides*) from the northwest Atlantic, Gulf of St. Lawrence and Bering Sea." Can. J. Fish. aquat. Sci.(38): 669-677.
- Fedorov, K. Y. (1971). "Zoogeographic characteristics of the Greenland halibut, *Reinhardtius hippoglossoides* (Walbaum)." J. Ichthyol. 11(6): 971-976.

- FOSS, A., A. K. IMSLAND and G. NÆVDAL (1998). "Population genetic studies of the Atlantic halibut in the North Atlantic Ocean." Journal of Fish Biology(53): 901–905.
- Fraser, H., A. E. Hirsh, L. M. Steinmetz, C. Scharfe and M. W. Feldman (2002). "Evolutionary Rate in the Protein Interaction Network." Science **296**(5568): 750 - 752.
- Gadaleta, G., D. Pepe, G. De Candia, C. Quagliariello, E. Sbisà and C. Saccone (1989). "The complete nucleotide sequence of the *Rattus norvegicus* mitochondrial genome: cryptical signals revealed by comparative analysis between vertebrates." J. Mol. Evol.(28): 497-516.
- Gissi, C., A. Gullberg and A. Ulfur (1998). "The complete mitochondrial DNA sequence of the rabbit, *Oryctolagus cuniculus*." Genomics(50): 161-169.
- Godø, R. O. and T. Haug (1989). "A review of the natural history, fisheries and management of Greenland halibut (*Reinhardtius hippoglossoides*) In the eastern Norwegian and Barents Seas." J. Cons. int. Explor. Mer.(46): 62-75.
- Gouy, M. and C. Gautier (1982). "Codon usage in bacteria, correlation with gene expressivity." Nucleic Acids Res(10): 7055-7047.
- Grant, W. S., D. J. Teel, T. Kobayashi and C. Schmitt (1984). "Biochemical population genetics of Pacific halibut (*Hippoglossus stenolepis*) and comparison with Atlantic halibut (*H. hippoglossus*)." Canadian Journal of Fisheries and Aquatic Sciences(41): 1083–1088.
- Grantham, R. (1974). "Amino acid difference formula to help explain protein evolution." Science(185): 862-864.
- Grantham, R., C. Gautier, M. Guoy, R. Mercier and A. Pave (1980). "Codon catalogue usage and the genome hypothesis." Nucleic Acids Res(8): 49-62.
- Graur, D. and W.-H. Li (1999). Fundamentals of Molecular Evolution, Sinauer.
- Graves, J. (2001). Fisheries Genetics Program. Unpublished. The Virginia institute of Marine Science School of Marine Science College of William and Mary Gloucester Point, Virginia 23062.
- Grzybowski, T. (2000). "Extremely high levels human mitochondrial DNA heteroplasmy in single root hairs." Electrophoresis(21): 548-553.
- Hall, B. G. (2004). Phylogenetic trees made easy. Second edition., Publishers Sunderland, Massachusetts U.S.A.
- Haug, T. and S. E. Fevolden (1986). "Morphology and biochemical genetics of Atlantic halibut, *Hippoglossus hippoglossus* (L.) from various spawning grounds." Journal of Fish Biology(28): 367–378.
- Hedges, S. B. (2002). "The origin and evolution of model organisms." Nat. Rev. Genet(3): 838-849.
- Hensley, D. A. and E. H. Ahlstrom (1984). Pleuronectiform relationships p. 670-687 in. Ontogeny and systematics of fishes, Am Soc Ichtyol Herpetol Spec.
- Higgs, P. G. and T. K. Attwood (2005). Bioinformatics and molecular evolution, Blackwell science.
- Hillis, D. M. and J. J. Bull (1993). "An empirical test of bootstrapping as a method for assessing confidence in phylogenetic analysis." Syst. Biol.(42): 182-192.
- Hixson, J. E. and G. G. Brown (1986). "A comparison of the small ribosomal RNA genes from the mitochondrial DNA of the great apes and humans, sequence, evolution and phylogenetic implications." Mol Biol Evol(3): 1-18.
- Hoarau, G. (2002). "Heteroplasmy and evidence for recombination in the mitochondrial control region of the flatfish *Platichthys flesus*." Mol. Biol. Evol(19): 2261–2264.
- Hoelzel, A. R., J. M. Hancock and G. A. Dover (1991). "Evolution of the cetacean mitochondrial D-loop region." Mol Biol Evol **8**(3): 475-493.
- Hurst, C. D., S. E. Bartlett, I. J. Bruce and W. S. Davidson (1998). "The complete nucleotide sequence of the mitochondrial DNA of the Atlantic salmon, *Salmo salar*."

- Unpublished, Norwood Laboratory, School of Chemical and Life Sciences, University of Greenwich, Wellington Street, Woolwich, London, SE18 6PF.
- Hutchison, C. A., J. E. Newbold, S. S. Potter and M. H. Edgell (1974). "Maternal inheritance of mammalian mitochondrial DNA." *Nature*(251): 536–538.
- Haaramo, M. (2004). "www.fimnh.helsinki.fi/users/Haaramo."
- Inoue, J. G., M. Miya, J. Aoyama, S. Ishikawa, K. Tsukamoto and M. Nishida (2001). "Complete mitochondrial sequence of the Japanese eel *Anguilla japonica*." *Fisheries science* **67**: 118-125.
- Jarne, P. and P. J. L. Lagoda (1996). "Microsatellites, from molecules to populations and back." *Trends in Ecology and Evolution*(11): 424-429.
- Joensen, J. S. (1954). "On the life story of halibut in Faroe waters." *Meddelelser fra Danmarks Fiskeri- og Havundersøgelser Ny serie* **1**: 1-25.
- Johansen, S., P. H. Guddal and T. Johansen (1990). "Organization of the mitochondrial genome of Atlantic cod, *Gadus Morhua*." *Nucleic Acids Res.* **18**(3): 411-419.
- Jones, D. T., W. R. Taylor and J. M. Thornton (1994). "A mutation data matrix for transmembrane proteins." *FEBS Lett*(339): 269-275.
- Kephart, S. R. (1990). "Starch gel electrophoresis of plant isozymes: a comparative analysis of techniques." *American Journal of Botany*(77): 693-712.
- Kim, I. C. and J. S. Lee (2004). "The complete mitochondrial genome of the rockfisk *Sebastes schegeli* (Scorpaeniformes, Scorpaenidae)." *Mol. Cells* **17**(2): 322-328.
- Klump, H. and D. Maeder (1991). "The thermodynamic basis of the genetic code." *Pure & Appl. Chem*(63): 1357- 1366.
- Kotlar, D. and Y. Lavner (2006). "The action of selection on codon bias in the human genome is related to frequency, complexity, and chronology of amino acids." *BMC Genomics*(7): 67.
- Krane, D. E. and M. L. Raymer (2003). *Fundamental concepts of bioinformatics*, Benjamin Cummings.
- Kumar, J., K. Tamura and M. Nei (2004). "MEGA3: Integrated software for molecular evolutionary genetics analysis and sequence alignment." *Briefings in Bioinformatics* **5**(2): 150-163.
- Lee, W.-J. and T. D. Kocher (1995). "Complete sequence of a sea lamprey (*Petromyzon marinus*) mitochondrial genome: early establishment the vertebrate genome organization." *Genetics*(139): 873-887.
- Lee, W. J., J. Conroy, W. H. Howell and T. D. Kocher (1995). "Structure and evolution of teleost mitochondrial control regions." *J Mol Evol* **41**: 54-66.
- Levinson, G. and G. A. Gutman (1987). "Slipped-Strand Mismatching: A Major Mechanism for DNA Sequence Evolution." *Mol. Biol. Evol.* **4**(3): 203-221.
- Li, X.-L., Z.-L. Wu, Z.-Z. Liu, Y.-F. Gong, R.-Y. Zhou and G.-R. Zheng (2006). "SNP Identification and Analysis in Part of Intron 2 of Goat MSTN Gene and Variation within and among Species." *JOURNAL OF HEREDITY* **97**(3): 285-289.
- Lin, G., L. C. Lo, Z. Y. Zhu, F. Feng, R. Chou and G. H. Yue (2006). "The Complete Mitochondrial Genome Sequence and Characterization of Single-Nucleotide Polymorphisms in the Control Region of the Asian Seabass (*Lates calcarifer*)." *Mar. Biotechnol* **8**(71–79).
- Lowe, T. M. and S. R. Eddy (1997). "tRNAscan-SE: a program for improved detection of transfer RNA genes in genomic sequence." *Nucleic Acids Res*(25): 955-964.
- Ludwig, A. (2005). *Molecular species identification - state of the art and future prospect*, Unpublished. Institute for Zoo and Wildlife Research, Department of Evolutionary Genetics, PO Box 601103, 10252 Berlin, Germany.
- Ludwig, A., L. Debus and L. Jenneckens (2002). "A molecular approach for trading control of black caviar." *Int Rev Hydrobiol*(87): 661-674.

- Lunt, D. H. and B. C. Hyman (1997). "Animal mitochondrial DNA recombination." Nature(387): 247.
- Mathews, C. K., K. E. van Holde and K. G. Ahern (2000). Biochemistry, Benjamin Cummings.
- May-Panloup, P., M. F. Chrétien, C. Jacques, C. Vasseur, Y. Malthiery and P. Reynier (2005). "Low oocyte mitochondrial DNA content in ovarian insufficiency." Human Reproduction **20**(3): 593-597.
- May, B. (1992). Starch gel electrophoresis of allozymes. Hoelzel AR (ed.), Molecular Genetic Analysis of populations: a practical approach, Oxford University Press, Oxford.
- McCracken, F. D. (1958). "On the biology and fishery of the Canadian Atlantic halibut, *Hippoglossus hippoglossus* L." Journal of the Fisheries Research Board of Canada **15**: 1269–1311.
- Meyer, A. (1994). DNA technology and phylogeny in fish, in *Genetics and evolution of aquatic organisms*, ed. Beaumont, A.R. Chapman & Hall.
- Michaels, G. S., W. W. Hauswirth and P. J. Laipis (1982). "Mitochondrial DNA copy number in bovine oocytes and somatic cells." Dev. Biol(94): 246-251.
- Mignotte, B., D. Dunon-Bluteau, C. Reiss and J.-C. Mounolou (1987). "Sequence deduced physical properties in the D-loop region common in five vertebrate mitochondrial DNAs." J Theor Biol(124): 57-69.
- Miya, M., A. Kawaguchi and M. Nishida (2001). "Mitogenomic Exploration of Higher Teleostean Phylogenies: A Case Study for Moderate-Scale Evolutionary Genomics with 38 Newly Determined Complete Mitochondrial DNA Sequences." Mol. Biol. Evol. **18**(11): 1993-2009.
- Miya, R. and M. Nishida (1999). "Organization of the mitochondrial genome of a deep-sea fish, *Gonostoma gracile* (Teleostei: Stomiiformes): first example of transfer RNA gene rearrangements in bony fishes." Mar. Biotechnol(1): 416-426.
- Mokranjac, D. and W. Neupert (2005). "Protein import into mitochondria." Biochemical Society Transactions **33**(5): 1019-1023.
- Mork, J. and T. Haug (1983). "Genetic variation in halibut, *Hippoglossus hippoglossus* (L.), from Norwegian waters." Hereditas(98): 167–174.
- Mount, D. W. (2001). Bioinformatics; sequence and genome analysis, CSHL press.
- Nei, M. (1987). Molecular Evolutionary Genetics, Columbia Univ. Press, New York.
- Nei, M. and W. H. Li (1979). "Mathematical model for studying genetic variation in terms of restriction endonucleases." Proc Natl Acad Sci USA **76**: 5269-5273.
- Nelson, J. S. (1994). Fishes of the world. New York, John Wiley & Sons Inc.
- Nesbø, C. L., M. O. Arab and K. S. Jakobsen (1998). "Heteroplasmy, Length and Sequence Variation in the mtDNA Control Regions of Three Percid Fish Species (*Perca fluviatilis*, *Acerina cernua*, *Stizostedion lucioperca*)." Genetics **148**: 1907-1919.
- Norman, J. R. (1934). A systematic monograph of the flatfishes (Heterostomata). Vol. 1. Psettodidae, Bothidae, Pleuronectidae. British museum (Natural history) London.
- Nymark, M. (2006). Gadidae mitogenomics: Molecular characterization of the complete mitochondrial genomes of Saithe (*Pollachius virens*) and Pollack (*Pollachius pollachius*). Department of Molecular Biotechnology, Institute of Medical Biology, University of Tromsø. Master of science.
- Parsons, T. J., D.S. Muniec, K. Sullivan, R. Allison-Greiner, M.R. Wilson, D.L. Berry, K.A. Holland, V.W. Weedn, P. Gill and M. M. Holland (1997). "A high observed substitution rate in the human mitochondrial DNA control region." Nature Genet(15): 363–368.
- Pereira, S. L. (2000). "Mitochondrial genome organization and vertebrate phylogenetics." Genetics and molecular biology **23**(4): 745-752.
- Pesole, G., C. Gissi, A. De Chirico and C. Saccone (1999). "Nucleotide substitution rate of mammalian mitochondrial genomes." J. Mol. Evol. **48**: 427-434.

- Pollard, T. D. and W. C. Earnshaw (2004). Cell biology, Saunders.
- Powell, J. R. and E. N. Moriyama (1997). "Evolution of codon usage bias in *Drosophila*." Proc Natl Acad Sci USA(94): 7784-7790.
- Primrose, S. B. and R. M. Twyman (2003). Principles of Genome Analysis and Genomics, Blackwell publishing.
- Queller, D. C., J. E. Strassmann and C. R. Hughes (1993). "Microsatellites and kinship." Trends in Ecology and Evolution(8): 285-288.
- Ramiro, A. R., P. Stavropoulos, M. Jankovic and M. Nussenzweig (2003). "Transcription enhances AID-mediated cytidine deamination by exposing single-stranded DNA on the nontemplate strand." Nature Immunology(4): 452 - 456.
- Reid, D. P., S. PONGSOMBOON, T. JACKSON, C. MCGOWAN, C. MURPHY, D. MARTIN-ROBICHAUD and M. REITH (2005). "Microsatellite analysis indicates an absence of population structure among *Hippoglossus hippoglossus* in the north-west Atlantic." Journal of Fish Biology(67): 570-576.
- Reuter, M., Y. Küpper, A. Schmitz, J. P. Breuer, U. Wend and J. Hennig (2005). "Detection of new single nucleotide polymorphisms by means of real time PCR." Journal of Genetics **84**(3).
- Rodger, R. W. A. (2005). The Fisheries of North America: An Illustrated Guide to Commercial Species, Canadian Marine Publications.
- Roe, B. A., D.-P. Ma, R. K. Wilson and F.-H. Wong (1985). "The complete nucleotide sequence of the *Xenopus laevis* mitochondrial genome." J. Biol. Chem(260): 9759-9774.
- Rozas, J., J. C. Sanchez-DelBarrio, X. Messeguer and R. Rozas (2003). "DnaSP, DNA polymorphism analyses by the coalescent and other methods." Bioinformatics(19): 2496-2497.
- Rzhetsky, A. and M. Nei (1992). "A simple method for estimating and testing minimum evolution trees." Mol. Biol. Evol.(9): 945-967.
- Saccone, C., M. Attimonelli and E. Sbisà (1987). "Structural elements highly preserved during the evolution of the D-loop containing region in vertebrate mitochondrial DNA." J Mol Evol(33): 205-211.
- Saitoh, K., K. Hayashizaki, Y. Yokoyama, T. Asahida, H. Toyohara and Y. Yamashita (2000). "Complete nucleotide sequence of Japanese flounder (*Paralichthys olivaceus*) mitochondrial genome: Structural properties and cue for resolving teleostean relationships." JOURNAL OF HEREDITY **91**(4): 271-278.
- Saitou, N. and M. Nei (1987). "The Neighbor-joining Method: A New Method for Reconstructing Phylogenetic Trees." Mol. Biol. Evol. **4**(4): 406-425.
- Sharp, P. M., M. Stenico, J. F. Peden and A. T. Lloyd (1993). "Codon usage, mutational bias, translational selection, or both?" Biochem Soc Trans(21): 835-841.
- Smigrodzki, R., J. Parks and W. D. Parker (2004). "High frequency of mitochondrial complex I mutations in Parkinson's disease and aging." Neurobiol. Aging(25): 1273-1281.
- Sorenson, M. D. and R. C. Fleischer (1996). "Multiple independent transpositions of mitochondrial DNA control region sequences to the nucleus." Proc. Natl. Acad. Sci. USA(93): 15239-15243.
- Stenico, M., A. T. Lloyd and P. M. Sharp (1994). "Codon usage in *Caenorhabditis elegans*, delineation of translational selection and mutational biases." Nucleic Acids Res(22): 2437-2446.
- Stoneking, M. (2000). "Hypervariable Sites in the mtDNA Control Region Are Mutational Hotspots." Am. J. Hum. Genet.(67): 1029-1032.
- Swofford, D. L., G. J. Olsen, P. J. Waddell and D. M. Hillis (1996). Phylogenetic inference. In Molecular Systematics, Sunderland MA: Sinauer Associates.

- Tajima, F. (1993). "Simple methods for testing molecular clock hypothesis." Genetics(135): 599-607.
- Templeman, W. (1973). "Distribution and abundance of the Greenland halibut, *Reinhardtius hippoglossoides (walbaum)* in the northwest Atlantic." ICNAF Res. Bull. **1973**(10): 83-98.
- Thompson, J. D., T. J. Gibson, F. Plewniak, F. Jeanmougin and D. G. Higgins (1997). "The ClustalX windows interface: flexible strategies for multiple sequence alignment aided by quality analysis tools." Nucleic Acids Res **24**: 4876-4882.
- Tzeng, C.-S., C.-F. Hui, S.-C. Shen and P. C. Huang (1992). "The complete nucleotide sequence of the *Crossostoma lacustre* mitochondrial genome: conservation and variations among vertebrates." Nucleic Acids Res(20): 4853-4858.
- Ursing, B. M. and U. Arnason (1998). "The complete mitochondrial DNA sequence of the pig, *Sus scrofa*." J. Mol. Evol.(47): 302-306.
- Van Bruggen, E. F., J. Borst, P. Ruttenberg, G.J.C.M, M. Grubber and A. M. Kroon (1966). Biochim. Biophys. Acta(119): 437-439.
- Vermeij, G. J. (1991). "Anatomy of an invasion: the trans-Arctic interchange." Palaebiology **17**(3): 281-307.
- Vignal, A., D. Milan, M. Sancristobal and A. Eggen (2002). "A review on SNP and other types of molecular markers and their use in animal genetics." Genet. Sel. Evol.(34): 275-305.
- Warrior, R. and J. Gall (1985). Arch. Sci. Geneva(38): 439-445.
- Wolf, C., J. Rentsch and P. Hubner (1999). "PCR-RFLP analysis of mitochondrial DNA: a reliable method for species identification." J Agric Food Chem. **47**(4): 1350-1355.
- Wong, J. F., E. P. Ma, R. K. Wilson and B. A. Roe (1983). "DNA sequence of the *xenopus laevis* mitochondrial heavy and light strand replication origin and flanking tRNA genes." Nucleic Acids Res **11**(14): 4977-4995.
- Xia, X. (1996). "Maximizing transcription efficiency causes codon usage bias." Genetics(144): 1309-1320.
- Yanagimoto, T., T. Kitamura and T. Kobayashi (2004). "Complete nucleotide sequence and variation of mitochondrial DNA from 10 individuals of walleye pollock, *Theragra chalcogramma*." Fisheries science(70): 885-895.
- Zama, M. (1990). "Codon usage and secondary structure of mRNA." Nucleic Acids Symp Ser(22): 93-94.
- Zardoya, R., A. Garrido-Pertierra and J. M. Bautista (1995). "The complete nucleotide sequence of the mitochondrial DNA genome of the rainbow trout, *Oncorhynchus mykiss*." J. Mol. Evol.(41): 942-951.
- Zuckerandl, E. and L. Pauling (1962). Molecular disease, evolution, and genetic heterogeneity. Horizons in Biochemistry. M. Marsha and B. Pullman, Academic Press: 189-225.
- Zuker, M., D. H. Mathews, D. H. Turner, J. Barciszewski and B. F. C. Clark (1999). Algorithms and Thermodynamics for RNA Secondary Structure Prediction: A Practical Guide in RNA Biochemistry and Biotechnology. N. A. Series, Kluwer Academic Publishers.

Appendix

A. Complete L-strand nucleotide sequence of the mitochondrial genome from Atlantic halibut 1-4, Pacific halibut 1-4 and Greenland halibut 1-4. The sequences do not yet have an accession number, but they will be submitted to Gene bank.

B. Concatamer of all available mtDNA sequence from European plaice, Turbot and Common sole. L-strand.

C. Part of the results from this thesis was used in a poster presentation:
Kenneth A. Mjelle, Tor E. Jørgensen, Bård O. Karlsen, Steinar D. Johansen and Truls Moum 2006. Genetic markers in Atlantic halibut: Tools for breeding success.

The poster was presented at the 2006 Winter Meeting of the Norwegian Biochemical Society

Hippoglossus_hippoglossus_1 17546 bp

```
1 GCTAACGTAG CTTAATTAAA GCATAACACT GAAGATGTTA AGATGGGCCC TAGAAAGCCC
61 CGGGAGCACA AAGGCTTGGT CCTGACTTTA CTGTGCACTT TAACTAAACT TACACATGCA
121 AGTATCCGCC CCCCTGTGAG AATGCCACACA ACTCCCTGCT TGGGAACTAG GAGCCGGTAT
181 CAGGCACAAG CCCAGCTAGC CCACGACGCC TTGCTTAGCC ACACCCTCAA GGGAACTCAG
241 CAGTGATAAA TATTAAGCCA TAAGTGAAAA CTTGACTTAG TTAAGGTAA GAGGGCCGGT
301 AAAACTCGTG CCAGCCACCG CGGTTATACG AGAGGCCCAA GTTGACAAAC AACGGCGTAA
361 AGAGTGGTTA GGGGATTTAC TAAACTAGAG CCGAACGCTT TCAAAGCTGT TATACGCACC
421 CGAAAGTATG AAACCCAATT ACGAAAGTAG CTCTACTCAT CCTGAACCCA CGAAAGCTAA
481 GAAACAAACT GGGATTAGAT ACCCCACTAT GCTTAGCCCT AAACATCGAT TGCACTATAC
541 ACTCCATATC CGCCCGGAA TTATGAACAT CAGTTTAAAA CCCAAGGAC TTGGCGGTGC
601 TTAACATCCA COTAGAGGAG CCTGTTCTAG AACCGATAAC CCCCCTTAAA CCTCACCTTC
661 TCTTGTTTTA TCCGCCATA TACCACGTC GTCAGCTTAC CCTGTGAAGG CTTTACAGTA
721 AGCAAAATG GCAAAGCCCA AAACGTCAGG TCGAGGTGTA GTGAATGAGG GGGGAAGAAA
781 TGGCTACAT TTGCTAAACA TAGCAAACAC GAATGTGCA TTGAAACATG TAACTGAAGG
841 AGGATTTAGC AGTAAGCAGG AAATAGAGCG TCCCGTGAA ACTGGCCCTA AAGCCGCGAC
901 ACACCGCCCG TCACCCTCCC CAAGCCCCCT AAATAAACC AATTAACC CTACAACCCG
961 CGAAGGGGAG GAAAGTCGTA ACATGGTAAG TGTACCGAA GGTGCGCTTG GAAAAATCAG
1021 AGTGTAGTA AGATAGTGT CAGCATCTCA CTTACACCGA GAAGACGTCC GTGCAAGTCG
1081 GACCACCCTG ACGCCTATTA GCTAGCCCAA CCCCTTAAACA CAACAGACCC CCATTTATAA
1141 CCCCTAAAGC ACGAAACACC CACGTAGCTA AACCATCTC CCCCCTAAGT CCAGGCGATA
1201 AAAAAGGAAA TTTTGGAGCA ATAGAAAAAG TACCGCAAGG GAAAGCTGAA AGAGAGATGA
1261 AAAAGCCAG TAAAGCTTAA GAAAGCAGAG CTTAGTGCTC GTACCTTTTG CATCATGATT
1321 TAGCTAGCAC TTTCAAGCAA AGAGAACCTA CAGTTTGTAA CCCCAGAACT GAGTGAGCTA
1381 CTCCAAGACA GCCTATTTAT AGGGCGAACC CGTCTCTGTG GCAAAGAGT GGGAAGAGCT
1441 TTGAGTAGAG GTGACAAACC TACCGAAGCT AGTTATAGCT GGTTCCTGT GAATGAATA
1501 GAAGTTCAGC CCCCTGGGTT CTCCTACTCAT GCACTTGTG AACCCTTCAG ATGCAATGAG
1561 AAACCAGGGG TGTTAGTCAA AGGGGGTACA GCCCCTTTGA TACAAGACAC AACTTTCTCA
1621 GCAGGATAAA GATCATATTC AAATAAGGAC AAATGTTTTA GTGGGCCTAA AAGCAGCCAC
1681 CTAAATAGAA AGCGTTAAAG CTCAAACATA AAGCCCTCCC GGTATACCGA TAACCCTATC
1741 TTATTCCTCC ACATTTAACA GGCCCTCCTA TGCACCACAT AGGAACGACT ATGCTAATAT
1801 GAGTAATAAG AGGGTATAAT CACCCTCTCC TTGCACATGT GTAAATCGGA ACGGACCCCC
1861 CACCGAATCT TAACGGCCCC AATCAAAGAG GGTATTGGAA ACTACCACAA ATTTAGGCCA
1921 GAAAAACATC CAATGCAAAC CCGTTAACC CACACTGGTG TGCCCAAAAG GAAAGACCAA
1981 AGGGGGGAGA AGGAACTCGG CAAACATACC CCAAGCCTCG CCTGTTTACC AAAAAATCG
2041 CCTCTTGCA TACCACAGTA TAAGAGGTCC CGCCTGCCCA GTGACCATAT AGTTCAACGG
2101 CCGCGGTATT TTGACCGTGC AAAGGTAGCG TAATCACTTG TCTTTTAAAT GAAGACCTGT
2161 ATGAATGGCA TAACGAGGGC TTAACGTGCT CTTTCCCCCG GTCAATGAAA TTGATCTCCC
2221 CGTGCAGAAG CGGGGATTAA ACCATAAGaC GAGAAGACCC TATGGAGCTT TAGACACACA
2281 GGTGGGCCAT GTCAAATACC CCTAGCTAAG GGCCTGAACT AAATGGAATC TGCCCTTGATG
2341 TCTTCGGTTG GGGCGACCAT GGGGAATACA AAACCCCAAC GTGGAAGGGG AGCACACCCC
2401 TAAATTACTT CTCTCCCGC AAGCCAGAGC AACAGCTCTA ACCACGAGAA ATTTGACCA
2461 AACTGATCCG GTAAAACCGA TCAACGAACC AAGTTACCCT AGGGATAACA GCGCAATCCC
2521 CTTTTAGAGC CCATATCGAC AAGGGGGTTT ACGACCTCGA TGTTGGATCA GGACATCCTA
2581 ATGGTGCAGC CGCTATTAAG GGTTCGTTTG TTCAACGATT AAAGTCCTAC GTGATCTGAG
2641 TTCAGACCGG AGTAATCCAG GTCAGTTTCT ATCTATGACA TGATCTTTTC TAGTACGAAA
2701 GGACCGAAAA GAGGAGGCC CTGCTAAAAG TACGCCTCAC CCCCACCTAA TGAAAAATC
2761 TAAACTAGGC AAAAGGGCAT AACCCTTTGT CTGGAGATAA CAGCAAGTTG GGGTGGCAGA
2821 GCCCGCTAA TGCAAAGAGC CTAAGCCCTT TCTACAGAGG TTCAAGTCCT CTCCTTAACT
2881 ATGATTTCAA CTCTCATTAC TCATATTATC AACCCTACTA CCTTTATTGT CTTCTGATTG
2941 CTAGCCGTAG CATTCTCAC CCTCCTTGAA CGAAAAGTGC TAGGCTACAT ACAACTACGA
3001 AAAGGGCCAA ACATTGTTGG GCCTTACGGC CTCCTTCAAC CTATTGCTGA TGGCGTAAAA
3061 CTCTTTATTA AAGAACCAT TCGACCTTCA ACCGCATCAC CCGTCTATT CCTCGTGGCC
```

3121 CCTATGCTCG CTCTCACACT AGCCCTAACC CTTTGAGCCC CCATACCTTT CCCGTACCCT
3181 GTCGTGGACC TTAACCTAGG TATTTTATTT ATTCTAGCTC TATCTAGCCT TGCAGTATAT
3241 TCTATTCTGG TGTCCGGCTG AGCATCTAAT TCAAAATATG CCCTAGTAGG GGCACCTGCGG
3301 GCTGTGCGAC AAACGATTTT TTACGAAGTT AGCCTTGAC TCATCTTACT AAACATTATC
3361 ATCTTACCG GGGGCTTCAC ACTCCAAACC TTTAACACAG CCCAAGAGGC CATTTGACTG
3421 GTAGTGCCCG CTTGACCCTG GGCTGCCATA TGATATATCT CCACTCTTGC CGAAACAAC
3481 CGTGACCCCT TCGACTTAAC AGAAGGAGAA TCTGAACCTG TCTCGGGCTT CAACGTAGAG
3541 TACGCAGGGG GACCCTTCGC CTGTCTTCTT TTAGCCGAAT ATTCAAATAT TCTCCTAATA
3601 AATACCCTGT CCGCTACACT ATTTTTAGGG GCCTCCACAC TCCCATCTAT CCCGGAATTA
3661 ACTAGTATTA ATATTATGAC TAAAGCAGCC CTTCTATCAA TTGTCTTCTT GTGGGTCCGG
3721 GCCTCGTACC CGCGATTCCG TTACGACCAA CTTATGCACC TCATTGAAA AAACTTTCTT
3781 CCACTGACTT TGGCACTAGT TATCTGACAC TTGGCGCTCC CTATTGCATT CGCTGGTCTC
3841 CCACCACAGC TATAGGGCGA GGAGCTGTGC CTGAATTTAA AGGGCCACTT TGATAGAGTG
3901 AATTATGGGG GTTAGAGTCC CCCCACCTCC TTAGAAAAGAA GGGGATCGAA CCCAACCTGA
3961 AGAGATCAAA ACTCTTCTG TGCTCTCTAC ACCACTTCCT AGTAAGGTCA GCTAAATAAG
4021 CTCTTGGGCC CATACCCAA CCATGTAGGT TTAATCCTT CTTTGTCTAA TGAACCCCTA
4081 CATCTTGACC ACTCTTCTAT TTGGTTTGGG CCTTGGAACA ACACCTACGT TTGCAAGCTC
4141 ACACCTGGCTC CTCGCTTGAA TAGGACTTGA GATTAATACA CTAGCCATTA TTCCTTAAT
4201 AGCCCAACAC CACCACCCC GGGCAGTCGA AGCTACTACT AAATACTTTC TCGCACAAAG
4261 CACAGCAGCC GCCACCTTCC TGTTTGCAAG CACTACCAAC GCTTGACTCA CAGGCCAGTG
4321 GGATATTCAA CAGATAACAC ATCCCCCTCC CACAACAATG ATTTGTATTG CCCTCGCGCT
4381 AAAGGTCGGA CTGGCACCAA TGCACCTTGG ACTCCCCGAA GTACTCCAAG GGCTAGACCT
4441 GACCACCGGG CTCATCTCT CAACCTGACA AAAACTFGCA CCCTTGGCCC TCTTACTACA
4501 GATTAGACAC ACCAACCCCTA CGCCTCTAAT CATTATTGGC TTACTATCCA CTCTCGTTGG
4561 TGGCTGAGGT GTTCTCAACC AAACCCAGCT GCGCAAGGTC CTCGCTACT CCTCAATTGC
4621 CCACCTTGGC TGAATAATGC TGATCTTCA ATTTTACACC CTCCTTGGCC TTCTCACCTT
4681 CCTCAGTAC TTTACTATGA CTTTCTCAGC ATTCCTAATT TTTAAAGTAA ACAAAGCGAC
4741 CACCGTCAAT GCCCTCGCCA TCTCGTGAAC AAAAACCCTT GCCCTCACAG CCCTAGCACC
4801 CCTGGTTTTA CTTTCTCTCG GCGGCCCTCC TCCCCCTACC GGCTTCATGC CCAAGTGATT
4861 CATTCTTCTG GAACTGACTA AACAAGACCT TCCGGCACTT GCCACCTTCC CCGCTTAAAC
4921 TGCCCTCTTG AGTCTCTACT TCTACTTGGC CTTCTCGTAT GCAATAACCC TCACAATATT
4981 CCCCACAAC CTAATTGGTG TCACTCCCTG ACGATTCTAC TCCCCCAAT TTACTTCTC
5041 CCTCGCCGTC TCCACTGCAG CAACCACCT TCTTCTCCCA CTAGCCCCCG CTGCCGTAGC
5101 ACTACTGGTC ACCTAAGGGA CTTAGGCTAG CACTTAGACC AATGGCCTTC AAAGCCGTAA
5161 GCGTGAGTGA AAATCTCTCA GTCCTGTFTA AGACTTGGC GCTACTATCC CACATCTCT
5221 GCATGCAAAG AAAACACTTT AATTAAGCTA AAGCCTTCT AGATAGGAAG GCCTTGATCC
5281 TACAAAATCT TAGTTAACAG CTAAGTGCC AATCCAGCGA GCATCTATCT ACTTTCCCC
5341 GCCTAATTTA GAAACTAAAA GCGCGGGAAA AGCCCCGGCA GGCAGTTAGC CTGCTTCTTT
5401 AGATTGGCAA CTTAACATGT AACACCCAG GGCTTGGTAA GAAGAGGGCT TGCACCTCTG
5461 TCTATGGGT TACAATCCAC CGCTTAACTC AGCCATCCTA CCTGTGGCAA TCACACGTTG
5521 ATTTTTCTCG ACCAATCACA AAGACATCGG CACCTCTAT CTCGTATTG GTGCCGTAGC
5581 CGGAATAGTG GGGACAGGCC TAAGTCTGCT TATTCGGGCA GAACTAAGCC AACCCGGGG
5641 TCTCCTGGGA GACGACAAA TTTATAATGT CACTGTACC GCACACGGCT TTGTAATAAT
5701 CTTTTTTATA GTAATACCCA TTATGATTGG GGGGTTCCGA AACTGGCTTA TTCCACTAAT
5761 AATTGGGGCC CCAGACATGG CGTTCCCTCG AATGAATAAT ATGAGTTTCT GACTTCTTCC
5821 CCCCCTCTTT CTCTCTCTT TAGCCTCTTC AGGTGTGAA GCGGAGCAG GTACCCGATG
5881 AACCGTGTAC CCCCACCTAG CTGGCAATTT AGCCCCGCTT GGGGCATCCG TAGACCTGAC
5941 AATCTTCTCA CTTACCTTG CAGGAATTT ATCAATTCTG GGGGCAATTA ACTTTATTAC
6001 TACCATCATT AACATGAAAC CCACAACAGT CACTATGTAC CAAATCCCGT TATTTGTTTG
6061 AGCCGTTCTT ATTACAGCCG TACTTCTTCT TCTGTCCCTG CCCGTTTTAG CCGCAGGGAT
6121 TACAATGCTA CTAACAGACC GCAACCTTAA CACGACCTTC TTTGACCCTG CCGGAGGAGG
6181 TGACCCCAT CTCTACCAAC ACCTATTTCT ATTCTTTGGC CACCCAGAGG TATACATTCT
6241 TATCCTCCCA GGCTTCGGAA TAATTTCTCA CATTGTGCA TACTATGCAG GTAAGAAAGA
6301 ACCTTTTGGC TACATGGGGA TAGTCTGAGC TATAATGGCC ATTTGGACTCC TGGGCTTCAT
6361 TGCTGGGGCC CATCACATAT TTACAGTCGG AATAGACGTA GATACACGAG CCTACTTTAC
6421 CTCTGCCACA ATAATCATTG CGATTCCAAC TGCCGTAAAA GTCTTTAGCT CACTCGCAAC
6481 CCTCCATGGG GGAAGCATT AATGAGAAAC GCCCTTCTA TGAGCCCTCG GCTTTATTTT
6541 CCTCTTTACA GTAGGCGGTC TCACTGGCAT TGCTCTAGCT AACTCCTCTC TCGATATTGT
6601 TCTGCATGAC ACATACTATG TAGTCGCCCC CTTCCACTAT GTACTATCTA TGGGTGCTGT
6661 ATTTGCAATC GTTGCCGCTT TCGTCCATTG ATTTCCGTTA TTTACAGGCT ATACCTTtCA
6721 CTCACATGA AAAAAATCC ACTTCGGCCT GATGTTTATT GGGGTCAATC TAACATTCTT
6781 CCCTCAACAT TTTCTGGGCC TGGCTGGGAT ACCCCGACGG TACTCAGACT ACCCAGACCG
6841 ATACACCTT TGAACACTG TTTTATCAAT TGGGTCCCTA ATGTCCCTCG TTGCTGTAAT
6901 TTTATTCTTA TTTATTATT GAGAAGCATT TACAGCCAAA CGAGAAGTCG GAGCAGTAGA
6961 ACTAAGTGA ACTAACATT AATGACTTTA CGGCTGCCCT CCCCCCTACC ACACATTGA
7021 AGAGCCCGCA TTCGTACAAG TTCGTATAAA TTCGAACAaA CTAACGAGAA AGGGAGGAGT
7081 TGAACCCCA TCAATTGGTT TCAAGCCAAC CACATAACCT CTCTGTCACT TTCTTCACAA
7141 CACACCAATA AGATACTAGT AAAACGCTAT AACACTGCCT TGTCAGGCA GAATGTGGG
7201 TTCAACCCCC GCGTATCTTA AACGCAATGG CACATCCCTC ACAACTCGGA TTTCAAGACG
7261 CAGCTTACC CTTAATAGAA GAACACTTTC ACTTCCACGA CCACGCCCTA ATAATTGTAA
7321 TTCTCATTAG CACAATGGTA CtTTATATTA TTGGGGCTAT AGTCACAGCC AAACTAACAG
7381 ATAAAcTTG ACTAGACTCT CAAGAAATTG AAATTTATCTG AACAGTTCTC CACGCTGTTA
7441 TTCTTATCCT TATCGCCCTA CCATCCATCC GAATTTTGT A TTAATAGAC GAAATTAATG
7501 ACCCCACCT TACAATCAA GCCATCGGCC ACCAATGATA CTGAAGCTAC GAATACACAG
7561 ACTACGAAGA CCTCGGTTTT GACTCATAA TAATCCCCAC ACAAGACCTG ACCCCCGGAC
7621 AATTCCGACT ACTAGAAGCA GACCACCGAA TAGTAATCCC AGTAGAATCT CCAATTCGCG
7681 TTTTAATCTC GGCTGAAGAT GTCTTACATT CCTGGGCAGT CCCCTCTCTA GCGGTAAAAG
7741 TTGACCCGCT ACCTGGACGA TTGAACCAAG CAACCTTTAT TGTTAGCCGA CCAGGCGTAT
7801 TTTTCGGACA ATGTTCTGAA ATTTGCGGGG CTAACCATAG TTTTATACCC ATTGTTGTAG

7861 AAGCAGTCCC CCTTGAACAC TTTGAGAACT GGTCTTCACT AATAATTGAA GACGCCTCGC
7921 TAAGAAGCTA ATAAGTACAA GCGTTAGCCT TTTAAGCTAA AGACTGGTGC CTAACAACCA
7981 CCCTAGCGA CATGCCCTCAA CTGAACCCCG CACCCTGATT TGCAATTTTA GTTTTCTCTT
8041 GAATAATCTT TTAACTGTT ATTCCCCCA AAGTTTTAGC ACACACCTAT CCCAATGAAC
8101 CCACCTCCA AAGCACACAA AAACCTAAAA CAGAGCCCTG AAAC TGACCA TGATACTAAG
8161 CTTCTTTGAC CAATTTATAT CCCCTTCATA CCTCGGCATT CCACTAATTG CACTAGCGAT
8221 TAGCCTGCCT TGAATTCGT TCCCAACCCC TCAAGCCCGT TGATTAACA ACCCGGTGCT
8281 AACACTTCAG GGGTGATTTA TTAGCCGCTT CACCTCACAA CTTCTTCTAC CCCTAAACCC
8341 TGGGGGCCAC AAGTGGGCAG TTCTATTCAC CTCGTTAATA GTTTTCCTAT TTCTATCAA
8401 CATGCTAGGA CTCCTTCCAT ACACCTTCAC ACCAACAAACC CAACTCTCCC TTAACATGGG
8461 CCTCGCAGTA CCCCTTTGAT TGGCAACTGT CATTATCGGG ATACGAAATC AACCAACGCA
8521 TGCCCTAGGC CACCTTCTTC CAGAAGGCAC CCCCACTGCC CTCATCCCTG TACTTATTAT
8581 CATTGAAACA ATTAGCCTAT TCATTTCGACC CTTAGCTCTC GGTGTCCGAC TAACAGCAAA
8641 TCTCACAGCA GGCCACCTCC TTATTCAACT CATTGCAACA GCTGCCTTCG TCCTTCTTCC
8701 CCTCATAGCT GTTGTCCGTA TCTTAACAAC GGTGGTCTC TTCCCTCTCA CTCTACTAGA
8761 AGTAGCCGTT GCCATGATTc AAGCTTATGT CTTTGTCTA CTCCTAAGCC TATACCTACA
8821 AGAGAACGTT TAATGGCCCA TCAAGCACAC CCATACCACA TAGTCGACCC CAGCCCATGA
8881 CCCTAACAG GGGCTATTGC TGCCCTATTG ATAACATCTG GCCTTGCTAT CTGATTCCAC
8941 TTCCCTCCA CAACCTTAAT AACTATGGG ACAATCCTTC TCACCTTAAC AATCTTCCAA
9001 TGATGACGGG ACGTCGTAGC AGAAGGCACA TTTCAAGGAC ACCACACTCC CCCCGTTCAA
9061 AAAGGCCCTCC GATATGGGAT AATTTTATTT ATTACCTCAG AAGTCTTATT CTTCCTAGGC
9121 TTCTTCTGAG CCTTTTACCA CTCACGCTA GCACCTACCC CTGAGCTAGG CGGCTTCTGA
9181 CTCCAGCAGT GCATTACTCC CTTAGACCCA TTTGAAGTCC CACTTCTTAA CACAGCAGTC
9241 CTGCTCGCCT CTGGCGTAAC TGTTACCTGA GCACATCACA GCATTATGGA GGGTAAACGA
9301 AAACAACCTA TTCAATCTCT TGCTCTTACA ATCTTACTCG GGGGGTACTT CACTTTCCTT
9361 CAAGGCCATG AGTATCAGCA AGCCCCCTTC ACCATTGCAG ACGGAGTTTA CGGCGCTACA
9421 TTCTTTGTG TGCCCGCTT CCACGGATTA CACGTCTTAA TTGGCACATC ATTTCTAGCC
9481 GTTGTCTAT TACGCCAGAT TCTTACCAT TTCACATCAA ACCACCCTT TGGGTTGAA
9541 GCAGCCGAT GATACTGACA CTTCTGTAGC GTCGTCTGAC TTTTCTCTA TATCTCTATT
9601 TACTGATGAG GATCTTAATC TTCCTAGTAT TAAATCTAGT ATAAGTGACT TCCATCACC
9661 CGGTCTTGGT TAAAATCCAA GGAAGATAA TGAGCCTTTC CTAACCATC ATTTCTGATTG
9721 CCACCCTCCT CTCGACAGTA CTAGCCCTTG TATCCTTTTG ATTACCCCAA ATTACACCAG
9781 ACCACGAAAA GCTATCGCCG TACGAGTGCG GCTTTGACCC GATAGGATCC GCCCGGCTGC
9841 CTTTTTCACT GCGGTTTTTC CTCATCGCCA TCCTCTTTCT TCTCTTCGAT TTAGAAATTTG
9901 CTCTCCTCCT CCTCTTCCA TGAGGAGACC AACTAGCATC GCCACTATG GCCACTACCT
9961 GAGCTACAGC TGTCTAGCC CTTCTAACCC TCGGCCTCAT TTACGAATGA ATGCAAGGAG
10021 GTCTAGAATG GGCTGAATAG GTGGTTAGTC TAAGAAAAAC ATTTGATTTT GGCTCAAAAA
10081 CTGTGGTGT AAATCCGCAA CCGCTTAATG ACCCCACAC ACTTTGCTT CTCCTCAGCC
10141 TTTCTTCTG GTTTAACAGG CTTGGCATT CACCGTTTC ACCTCCTATT CGCCCTATTG
10201 TGCCCTGAAG GAATAACT ATCCCTATTT ATTGCTCTCT CCCTATGAAC GCTCCAACCT
10261 GACTCAACCA ACTTTTCAGC ATCTCCAATA CTTCTGTTG CATTTCAGC CTGCGAAGCA
10321 AGCGCCGACC TCGCCCTATT AGTAGCCACT GCTCGAACCC ACGGGACCGA CCGATTACAA
10381 AGCTAAATC TTCTCCAATG CTAAGAAGTCT TAATCCCAAC ACTTATGACT ATCCCAACAG
10441 CTGGTTACT CAAACCCAGC TGACTCTGGC CCATGACTTT AATGTATAGC TTTTGCATCT
10501 CCTGGTTAG CTTTTCATGA CTAAGAACC TCTCAGAAAC CGGCTGATCG TCACTTAGCC
10561 TCTTTATAG TACCGACTCC CTATCAACCC CCCTCCTCGT TCTTACATGC TGATTACTCC
10621 CACTAATAAT TTTGGCAAG CAAAAACACA CAGCCTTAGA ACCTCTTAGT CGCCAGCGCA
10681 TGTACATCAC ACTTCTCGCC TCACTCCAGT TTTTCTAAT CCTAGCATTT AGCGCCACCG
10741 AACTGGTGAT GTTTTACGTA ATATTTGAAG CCACCCTCAT CCCCAGCCTA ATCATATCA
10801 CCCGCTGAGG AAACCAACA GAACGTCTAA ACGCAGGAAC CTACTTTCTC TTCTATACAT
10861 TAGCGGGCTC ACTCCCTCTT CTCGTTGCTT TACTCCTACT CCAAAACACA TCCGGCACCC
10921 TGTCTCTGTT AACCCCTCAC TATACGGACC CGCTCGCTCT CTCGTCTTAT CCGACAAAAC
10981 TATGATGAGC AGGCTGTCTT TTAGCATTC TGGTTAAAT ACCCTCTAC GGGGTCCACC
11041 TATGGCTCCC TAAAGCCCAT GTTGAAGCCC CAATTGCAGG CTCAATAATC CTTGCAGCGG
11101 TTCTACTGAA GCTAGGGGGA TACGGCATAA TCCGCATAAT AACAAATATTG GAACCTCTAA
11161 CTAAGGAGTT AAGCTACCCC TTCATTGTCT TTGCACCTTTG AGGGGTAATT ATAACGGGT
11221 CAATTTGTCT ACGCCAGACA GACCTTAAGT CCCTAATTGC CTACTCCTCA GTCAGCCACA
11281 TAGGCCTAGT GGCTGGAGGA ATTCTTATCC AATCACCCCTG GGGCTTAACA GGGGCTCTTA
11341 CCCTCATAAT TGCACACGGG CTTACTTCAT CAGCCCTCTT CTGCTTAGCA AACACAACCT
11401 ATGAACGAAC CCACAGTCCA ACGTAGTCTC TGGCCGAGG ACTTCAAGTA GCCCTACCAC
11461 TAATAGCCAC TTGATGATTT ATTTCTAGCT TGGCCAACCT AGCTCTGCCA CCACTACCCA
11521 ACCTCATGGG GGAGCTGATA ATTATCACTT CTTTATTCFAA CTGGTCTCTG TGAACCTCTG
11581 CATTAACGGG TGCAGGCAT CTAATCACAG CTGGTTACTC CTTTACATA TTCTTAATAA
11641 CTCAGCCGGG CCTCTCCCA ACACATGTCA TTGCACCTGA GCCATCTCAC ACCCGAAGAC
11701 ACCTTCTTAT TGCACCTCAC CTCATCCCTT TAATTTACT CACTTAAAG CCCGAGCTGA
11761 TCTGAGGCTG AACTGCCTGT AGGTGTAGTT TTAACAAAAA CATTAGATTG TGATCTAAA
11821 AATAAGGGTT AAAATCCCTT CTCCCACCGA GAGAGGCTCG CAGCAATGAG AACTGCTAAT
11881 TCCCACGACT TTGGTTGGAC CCTTAGGCTC ACTCGAAAGC TCCATAAGGA TAACAGCTCA
11941 TCCGTTGGTC TTAGGAACCA AAAACTCTTG GTGCAAAATC AAGTAGCAGC TATGTACCCC
12001 ACCTCCCTAA TGATTTTATC GAGCCTGATC ACAATCTTTG CGTTACTAGC CTATCCTTTA
12061 ATCACCACGA TCCGCCCTAC ACCTCGGGAC CCTCAATGGG CTACCACCCA TGTCAAAAA
12121 GCTGTA AAAA TAGCTTTCTT TGTAGTCTG CTGCCCTGA CCCTATTCTT TAATGAGGGC
12181 GCAGAAACAA TCGTTACTAA CTGAACCTGA ATAAATACCA ACTCCTTCAA TGTCAGCATT
12241 AGCTTGAAAT TTGATTTCTA CTCAAATATT TTTACACCCA TTGCCCTCTA CGTAACTTGA
12301 TCCATCTTGG AGTTCGCATC ATGGTATATG CAGCGAGACC CACACATGAA CCGCTTCTTT
12361 AAGTACCTCC TGACGTTTCT GATTGCCATA ATCGTCTAG TAACTGCAAA CAATATGTTT
12421 CAACTATTTA TCGGTTGAGA GGGCGTGGG ATCATATCGT TCTTACTTAT TGGATGGTGG
12481 TTCGGACGGG CGGATGCTAA CACTGCAGCG CTTCAAGCAG TACTTTACAA CCGAGTAGGG
12541 GACATCGGGC TTATCTTCGC CATGGCTTGA ATAGCAGCAA ACCTAAACTC CTGGGAGATG

12601 CAACAAATCT TTGCAACCAC CAAAGACATA GACTTAACCT ACCCTCTTCT CGGACTCATC
12661 ATTGCAGCAA CTGGCAAATC GGCTCAATTC GGACTTCACC CTTGACTACC CTCCGCTATG
12721 GAGGGTCCCA CACCCGTCTC TGCCCTACTT CATTCTAGCA CTATGGTTCG TGCCCGCATT
12781 TTTCTGCTAG TACGAATAAG CCCGCTACTG GAAAACAACC AAACCGCCCT CACAACCTGC
12841 CTATGCCTCG GAGCTCTTAC AACACTATTC ACTGCAACCT GTGCCCTCAC GCAAATATGAT
12901 ATTAATAAAA TCGTCGCATT CTCTACATCC AGCCAGCTTG GGCTTATAAT GGTAAACCATT
12961 GGTCTAAACc aGCCACAAC AGCATTCTTT CACATCTGTA caCATGCTT CTTCGAAGCC
13021 ATACTATTTT TATGCTCCGG ATCTATTATC CACAGCCTAA ATGATGAACA AGATATCCGG
13081 AAAATAGGGG GCATACACCA CCTTGCACCT TTCACATCCT CTTGCCCTAAC TATTGGCAGC
13141 CTCGCCCTCA CAGGAACCCC CTTCTTGGCT GGCTTCTTCT CTAAAGATGC CATCATCGAA
13201 GCATTAACA CAATCCCACCT AAACGCCCTGA GCCCTAACCT TAACCTCTCT AGCCACCTCT
13261 TTCACAGCAA TCTACAGCTT TCGAGTAGTA TTTTTTGTAC CCATGGGCCA CCCCCGATTT
13321 AGTCCCCTCT CTCCGATCAA CGAAAAACAAC CCAGCAGTGA TTAACCCACT TAAGCGACTA
13381 GCATGGGGGA GTATCGTTGC AGGCTTACTA ATTACCTCTA ATATTACACC CTTGAAAAAC
13441 CCTGTCATAT CTATACCTCC CCTCCTTAAA CTAGCTGTCT FTGCAGTCA AATCATCGGC
13501 CTTCTTGTG CTATAGAGCT CGCCATGTTA ACCAACAAAAC AATATGAGCC AATACCCAAC
13561 ACGCACATAC ACCACTTCTC TGCCCTTATTA GGCTTCTTCC CCGGGGTTAT ACACCGCCTA
13621 ACCCTGTAT TGCTCTTCTT CCTAGGCCAA AACATTGCTA ACCAAACAGT AGATCAGACA
13681 TGATTAGAAA AAACGGGCC CAAAGCCATT GAAGCCGCTA ACCGACCTCT CGCTCCTCT
13741 ACAAGTAACA TTCAACGGGG GGTAATCAAA ACATATCTCA CCCTCTTCTT CCTTACACTA
13801 GCCTTATAA TCCCCCTATT CATCACCTAA ACCGCTCGCA ACGCCCTCG ACTCATACCC
13861 CGAGTTAAT CAAGGACTAC AAATAAAGTT AAAAGCAATA CCCATGCAT AGTAATTAAC
13921 TGATTAACCC CAGAAGAGTA TATTAAGGCT ACCCTTCCAA TATCACCTCG AAACACGGAA
13981 AACTCCCCTA ACTCATCTCG TAGAACCCAA GAAGATTCTAT ACCACCCCCC TCAAAAACAGC
14041 CCGGAAACTA ATAATACTCC CCCTGTGTAG ACAACCTCGT ATACCATTAC CGACCAACTA
14101 CCCCAGCTCT CTGGGTACGG CTCAGCAGCT AACGCTGCTG AATATGCAAA TACAATAAC
14161 ATCCCGCCTA AGTAAATTA GAACAAGACT AGTGACAAAA AGGGCCCTCC ATGCCCCGACT
14221 AATATAACCAC ACCCCATGCC AGCTACCACA ACCAAACCCA AAGCAGCAAA ATAAGGGGAC
14281 GGATTAGAA CAACTGCAAC TAACCCCAAC ACAAGAGAAA ATAAAATAA ATATATAGGG
14341 AAAGTCATAA TTCCTGCCAG GACTTTAACC AGGACTAATG GCTTGAAAAA CCACCGTGTG
14401 TATTCAAATA CAAGAACCTT AATGGCCAGT CTACGTAAAT CCCACCTCTT TCTAAAAATC
14461 GCAAACGATG CTTTAGTCGA CCTCCCCGCC CCCTCTAATA TCTCGGTTTG ATGGAACTTT
14521 GGGTCTCTTT TAGGACTCTG TTTAATTACC CAAATGCGA CCGGCTTATT TCTAGCCATA
14581 CACTACACAT CAGACATTGC TACTGCCTTC ACCTCCGTGG CCCACATCTG TCGAGACGTC
14641 AACTACGGCT GACTTATCCG AAGCATTCAT GCCAACGGCG CATCATTTT TTTCAATTTG
14701 CTCTACCTTC ATATTGGCCG AGGACTATAC TATGGCTCTT ACCTCTATAA AGAAACATGA
14761 ACTGTGGGG TTATTCTTCT CCTTCTCGTA ATAATAACAG CCTTCGTTGG ATACGTCCCT
14821 CCTTGAGGAC AAATGTCTGT TTGAGGTGCA ACCGTATTATA CCAACCTTCT ATCTGCCGTC
14881 CCCTACGTCG GAAACACCTT AGTCCAATGA ATCTGAGGGG GTTTTTTGT AGACAATGCT
14941 ACCCTCACCC GGTCTTCTG CTCTCCACTTT CTCTTCCCCT TCATCATCGC TGCCCGAACA
15001 TTAATTCATC TACTCTTCT TCACGAGACT GGCTCAAACA ACCCCACCGG GCTAAACTCA
15061 GACTCCGACA AAGTTCCCTT TCACCCCTAC TTCACTTACA AAGACCTCTT GGGCTTTGCA
15121 GTACTTCTTA CTGCATTAGC ATCCCCTAGC CTATTTTCCC CAAATCTCTT AGGAGACCCA
15181 GATAACTTTA CCCCTGCAAA TCCGCTTGTT ACTCCCCCAC ACATTAAGCC AGAGTGATAC
15241 TTCCTGTTTG CCTATGCTAT TCTACGCTCC ATTCCAACA AACTTGGAGG AGTACTTGCC
15301 CTTTTATTTCT CCATCTTAGT TCTTATGCTC GTCCCTTTCC TTCATACCTC TAAACAACGA
15361 AGCCTAATAT TCCGTCCTT AACACAATTC TTGTTTTGGT CTTTAGTAGC AGACGTTATG
15421 ATTCTAACTT GAATTGGAGG GATGCCCGTA GAACACCCCT TCGTCATCAT TGGACAAGTA
15481 GCGTCTCTCC TCTACTTCTC CCTCTTCCTA GTCCTGATCC CAACAGCAGG TTGACTAGAG
15541 AATAAAGTCC TTGGATGAAA ATGCACCTAGT AGCTCAGCAC ACAGAGCCCC AGTCTTGTA
15601 ACTGGCCGTC GGAGTTAGA ATCCCTCCCTA CTGCTCAAAG AAAGGAGATT TCAACTCCTA
15661 CCCCTAACTC CCAAAGCTAG GATTCTAGCA CTAACACTATT CTTTGTGGTA CATAAATGTA
15721 CAATGAAGGA TTTTCATATA CATGTATGTA ATAACACCAT ATATTTATAG TAACCATTTT
15781 ATGTGATGTA CTAGGACATA CATGTATAAT CACCAATCTC CGTAATACAG CACTCATTCA
15841 TCAACATTTT TAACTAAGAT AGACTAAAAC CTGAATAACT ACTAATCTTA AATATGTGAA
15901 AGTCCAGGAC CAGTCGAAAT CTAAGACCGA ACACAACACT CATCAGTCGA GTTATACCAA
15961 GACTCAAAAT CTCGCCGACC CCAAATCCTT ATGTAGTAAG AGCCTACCAA CCGGTGATTC
16021 CTTAATGATA ACTCTTATTG AGGGTGAGGG ACAAAAATTG TGGGGGTTTC ACTCGGTGAA
16081 TTATTCTTGG CATTTGGTTC CTACTTCAGG GCCATTGATG GATGTTATCC CTCACACTTT
16141 CATCGACTT TACATAAGTT AATGTTGATA ATACATACGA ATACATACCG CTCGTTACCC
16201 GCGTTCACCT CAGCGGGTAA GGGGTTCTCT TTTTTTTTTT CCTTTCACCT GACATTTCAA
16261 AGTGCATCCA GCCAACGGAG ACGTTTTAAAG GGTGAGCACT TTTCTTGCAC GCGCCGTACA
16321 TAGTATCCGT GTAATGAGTC TTTATTAGAA GGATAACATT AAGTGTATC ATGTGCATAA
16381 AGATTTGCTC ATTTCTTCTG TCATCCCCAG GATACCCCTT TTTTTGCGCG CAAAACCCCC
16441 CTACCCCTCT AAACCCCTGA AGTTGCTAAG ACCCTGAAA ACCCCCGGA AACAGGACAA
16501 ACCTCTGGTA GCTCAGAAAG GGCAATTAAT TTTCAACCAC TTTTCAACCA CTTTTCAACC
16561 CACAAATACC CCTGGCTTAT CATAACCCCA CCAGTTGTTT TAATAATACC ACTTTTCAAC
16621 CCACAAGTAC CCTTGGCTTA TCATAACCCC ACCAGTTGTT TTAATAATACC CACTTTTCAA
16681 CCCACAAATA CCCCTGGCTT ATCGTAACCC CACCAGTTGT TTTAATAATA CCACTTTTCA
16741 ACCACAAAT ACCCCTGGCT TATCGTAACC CCACCAGTTG TTTTAAATAAT ACCACTTTTC
16801 AACCACAAA TACCCCTGGC TTATCGTAAC CCCACCAGTT GTTTTAAATA TACCCTTTT
16861 CAACCCACAA ATACCCCTGG CTTATCGTAA CCCCACCAGT TGTTTAATAA ATACCCTTT
16921 TCAACCCACA AATACCCCTG GCTTATCGTA ACCCCACCAG TTGTTTTAAT AATACCCTT
16981 TTCACCCACA AAATACCCCT GGCTTATCGT AACCCACCA GTTGTTTTAA TAATACCCT
17041 TTTCAACCCA CAAATACCCC TGGCTTATCG TAACCCACC AGTTGTTTTA ATAATACCAC
17101 TTTTCAACCC ACAAAATACCC CTGGCTTATC GTAACCCACC CAGTTGTTTT AATAATACCA
17161 CTTTTCAACC CACAAATACC CCTGGCTTAT CGTAACCCCA CCAGTTGTTT TAATAATACC
17221 ACTTTTCAAC CCACAAATAC CCCTGGCTTA TCGTAACCCC ACCAGTTGTT TTAATAATAC
17281 CACTTTTCAA CCCACAAATA CCTAAAACCC ACAACGCCG TATCACCTTC TTCATGATCA

17341 AAAAAGCTACT GTTTAGATTA TTTCAAGTAT TCCTTTCCACC ACCCTAACTA CGAAAGGCAT
17401 AAAACAGAAT CCAAGAAAAA TGCTCCATCC AAAACTATCT TTTTAAACCG ATAAGCCCTT
17461 AAGTCCCCTT GAGAACCAGC CTTTTACCCT CCCAAAGGCT AAACACAAAC AAACATACCAC
17521 CTCTAGGTGT GTTTAGAAAA TTTACT

Hippoglossus hippoglossus 2 17619 bp

1 GCTAACGTAG CTTAATTTAA GCATAACACT GAAGATGTTA AGATGGGCC TAGAAAGCCC
61 CGGGAGCACA AAGGCTTGGT CCTGACTTTA CTGTGCACTT TAACTAAACT TACACATGCA
121 AGTATCCGCC CCCCTGTGAG AATGCCACACA ACTCCCTGCT TGGGAACTAG GAGCCGGTAT
181 CAGGCACAAAG CCCAGCTAGC CCACGACGCC TTGCTTAGCC ACACCCCTCAA GGGAACTCAG
241 CAGTCAATAA TATTAAGCCA TAAGTGAAAA CTTGACTTAG TTAAGGTTAA GAGGGCCGGT
301 AAAACTCGTG CAAGCCACCG CGGTTATACG AGAGGCCCAA GTTGACAAAC AACGGCGTAA
361 AGAGTGGTTA GGGGATTTAC TAAACTAGAG CCGAACGCTT TCAAAGCTGT TATACGCACC
421 CGAAAGTATG AAACCCAATT ACGAAAGTAG CTCTACTCAT CCTGAACCCA CGAAAGCTAA
481 GAAACAAACT GGGATTAGAT ACCCCACTAT GCTTAGCCCT AAACATCGAT TGCATAATC
541 AACTCCATATC CGCCCGGGAA TTAtgAACaT CAGTTTAAAA CCCAAAGGAC TTGGCGGTGC
601 TTAACATCCA CCTAGAGGAG CCTGTTCTAG AACCGATAAC CCCCCTTAAA CCTCACCTTC
661 TCCTGTTTTA TCCGCTTATA TACCACCGTC GTCAGCTTAC CCTGTGAAGG CTTTACAGTA
721 AGCAAAATTG GCACAGCCCA AAACGTCAGG TCGAGGTGTA GTGAATGAGG GGGGAAGAAA
781 TGGGCTACAT TTGCTAAACA TAGCAACAC GAATGTTGTA TTGAACATG TAACGTGAAG
841 AGGATTTAGC AGTAAGCAGG AAATAGAGCG TCCCCTGTA ACTGGCCCTA AAGCGCGCAC
901 ACACCGCCCG TCACCCCTCC CAAGCCCCCT AAACCTAACT AATTAAAAAC CTACAACCCG
961 CGAAGGGGAG GAAAGTCGTA ACATGGTAAG TGTACCGGAA GGTGCGCTTG GAAAAATCAG
1021 AGTGATAGCTA AGATAGTATA CAGCATCTCA CTTACACCGA GAAGACGTC GTGCAAGTCG
1081 GACCACCTG ACGCCTATTA GCTAGCCCAA CCCCTTAAACA CAACAGACCC CCATTTATAA
1141 CCCTAAAAGC ACGAAACACC CACGTAGCTA AACCATCTCT CCCCCTAAGT CCAGCGGATA
1201 AAAAAGGAAA TTTTGGAGCA ATAGAAAAAG TACCGCAAGG GAAAGCTGAA AGAGAGATGA
1261 AAAAGCCAG TAAAGCTTAA GAAAGCAGAG CTTAGTGCTC GTACCTTTTG CATCATGATT
1321 TAGCTAGCAC TTTCAAGCAA AGAGAACCTA CAGTTTGTAA CCCCAGAACT GGGTGAGCTA
1381 CTCCAAGACA GCCTATTTAT AGGGCGAACC CGTCTCTGTG GCAAAGAGT GGGAAGAGCT
1441 TTGAGTAGAG GTGACAAAAC TACCGAATC AGTTATAGCT GGTGCTCTGT GAATTGAATA
1501 GAAGTTCAGC CCGCTGGGTT CTCCTACTCAT GCACCTTGT TAAACCTTCAG ATGCAATGAG
1561 AAACAGGGG TGTTAGTCAA AGGGGGTACA GCCCTTTGA TACAAGACAC AACTTTCTCA
1621 GCAGGATAAA GATCATATTC AAATAAGGAC AAATGTTTTA GTGGCCCTAA AAGCAGCCAC
1681 CTAAATAGAA AGCGTTAAAG CTCAAACATA AAGCCCTCCC GGTATACCGA TAACCTATC
1741 TTATTCCTCC ACATTTAAACA GGCCTCTCTA TGCACCACAT AGGAACGTC ATGCTAATAT
1801 GAGTAATAAG AGGGTATAAT CACCCTCTCC TTGCACATGT GTAAATCGGA ACGGACCCCC
1861 CACCGAATCT TAACGGCCCC AATCAAAGAG GGTATTGGAA ACTACCACGA ATTTAGGCCA
1921 GAAAAACATC CAATGCAAA CCGTTAAACC CACACTGGTG TGCCCAAAAG GAAAGACCAA
1981 AGGGGGGAGA AGGAACCTCG CAAACATACC CCAAGCCTCC CTGTTTTACC AAAAAACATC
2041 CCTCTTGCAT AACACAGTA TAAGAGGTCC CGCCTGCCCA GTGACCATAT AGTTCAACGG
2101 CCGCGGTATT TTGACCTGTC AAAGGTAGCG TAATCACTTG TCTTTTAAAT GAAGACCTGT
2161 ATGAATGGCA TAACGAGGGC TTAACCTGCT CCTTCCCTCC GTCAATGAAA TTGATCTCCC
2221 CTGTCGAAGA CCGGGATTA ACCATAAGAC GAGAAGACC TATGGAGCTT TAGACACACA
2281 GGTGGGCCAT GTCAAATACC CCTAGCTAAG GGCCTGAACT AAATGGAATC TGCCCTGATG
2341 TCCTCGGTTG GGGCGACCAT GGGGAATACA AAACCCCCAC GTGGAAGGG AGCACACCCC
2401 TAAGTTACTT CTCTCCCGC AAGCCAGAGC AACAGCTCTA ACCAGCAGAA ATTCTGACCA
2461 AACTGATCCG GTAAAAACGA TCAACGAACC AAGTTACCCT AGGGATAACA CCGCAATCCC
2521 CTTTTAGAGC CCATATCGAC AAGGGGGTTT ACGACCTCGA TGTTGGATCA GGACATCCTA
2581 ATGGTGCAGC CGCTATTAAG GGTTCGTTTg TTCAACGATT AAAGTCTTAC GTGATCTGAG
2641 TTCAGACCGG AGTAATCCAG GTCAGTTTCT ATCTATGACA TGATCTTTTC TAGTACGAAA
2701 GGACCGAAAA GAGGAGCCCC CTGCTAAAAA TACGCCTCAC CCCCACCTAA TGAAAAAATC
2761 TAAACTAGGC AAAAGGGCAT AACCCTTTTG CTGGAGATAA CAGCAAGTTG GGGTGGCAGA
2821 GCCCGGCTAA TGCAAAAGAC CTAAGCCCTT TCTACAGAGG TTCAAGTCTT CTCCCTAACT
2881 ATGATTTCAA CTCTCATTAC TCATATTATC AACCCTACTA CCTTTATTGT GCCTGTATTG
2941 CTAGCCGTAG CATTCCTCAC CCTCCTTGAA CGAAAAGTGC TAGGCTACGA ACAACTACGA
3001 AAAGGGCCAA ACATTGTTGG GCCTTACGGC CTCCTTCAAC CTATTGCTGA TGGCGTAAAA
3061 CTCTTTATTA AAGAACCAT TCGACCTTCA ACCGCATCAC CCGTCTTATT CCTCGTGGCC
3121 CCTATGCTCG CTCTCACACT AGCCCTAACC CTTTGAGCCC CCATACCTTT CCCGTACCTT
3181 GTCGTGGACC TTAACCTAGG TATTTTTATT ATTCTAGCTT TATCTAGCCT TGCAGTGTAT
3241 TCTATTCTGG GCTCCGGCTG AGCATCTAAT TCAAAATATG CCCTAGTAGG GGCAGTGGG
3301 GCTGTGCGAC AAACAATTTT TTACGAAGTT AGCCTTGGAC TCATCTTACT AAACATTATC
3361 ATCTTACCCG GGGGCTTCACT ACTCCAAACC TTTAACAACG CCCAAGAGGG CATTTGACTG
3421 GTAGTGGCCG CTTGACCGCT GGCTGCCATA TGATATATCT CCACCTTTGC CGAAACAAAC
3481 CGTGCACCCT TCGACTTAAC AGAAGGGGAA TCTGAACTTG TCTCGGGCTT CAACGTAGAG
3541 TAGCAGGGG GACCCTTCGC CTTGTTCTTC TTAGCCGAAT ATTCAAATAT TCTCCTAATA
3601 AATACCCTGT CCGCTACACT ATTTTTAGGG GCCTCCCACT TCCCATCTAT CCCGGAATTA
3661 ACTAGTATCA ATATTATGAC TAAAGCAGCC CTTCTATCAA TTGTCTTCTT GTGGGTCGGA
3721 GCTTCGTACC CGCGATTCCG TTACGACCAA CTTATGCACC TCATTTGAAA AAACCTTCTT
3781 CCACTGACTT TGGCACTAGT TATCTGACAC TTGGCGCTCC CTATTGCATT CGCTGGTCTC
3841 CCACCACAAC TATAGGCGCA GAGGCTGTGC CTGAATTTAA AGGGCCACTT TGATAGAGTG
3901 AATTATGGGG GTTACAGTCC CCCCACCTCC TTAGAAGAA GGGGATCGAA CCCAACCTGA
3961 AGAGATCAAAA ACTCTTCGTG CTTCTCTTAC ACCACTTCTT AGTAAGGTCA GCTAAATAAG
4021 CTCTTGGGCC CATACCCCAA CCATGTAGGT TTAAATCCTT CCTTTGCTAA TGAACCCCTA
4081 CATCTTGACC ACTCTTCTAT TTGGTTTGGG CCTTGGAACA AACTCACCCT TTGCAAGCTC
4141 ACTCTGGCTC CTGCTTGAAA TAGGACTTGA GATTAATAAC CTAGCCATTA TTCCCTAAT
4201 AGCCCAACAC CACCACCCCC GGGCAGTCGA AGCTACTACT AAATACTTTC TCGCACAAGC
4261 CACAGCAGCC GCCACCTTCC TGTTTGCAAG CACTACCAAC GCTTGACTCA CAGGCCAATG

4321 GGATATTCAA CAGATAACAC ATCCCCCTCCC CACAACAATG ATTGTTATTG CCCTCGCGCT
4381 AAAAGTCGGA CTGGCACCAA TGCACCTTTG ACTCCCCGAA GTACTCCAAG GGCTAGACCT
4441 GACCACCGGG CTCATCCTCT CGACTTGACA AAAACTTGCA CCCTTTGCC TCTTACTACA
4501 AATTCAAACA ACCAACCTTA CCCCTCTAAT CATTATTGGC TTACTATCCA CTCTCGTTGG
4561 TGGCTGAGGT GTTCTCAACC AAACCCAGCT GCGCAAGGTC CTCGCCTACT CCTCAATTGC
4621 CCACCTTGGC TGAATAATGC TGATCCCTCA ATTTtCACCC CTCCTTGCCC TTCTCACCCCT
4681 CCTCAGTAC TTTACTATGA CTTTCTCAGC ATTCCCTAATT TTTAAAGTAA ACAAAGCGAC
4741 CACCGTCAAT GCCCTCGCCA TCTCGTGAAC AAAAACTCCT GCCCTCACAG CCCTAGCACC
4801 CCTGGTTTTA CTTTCTCTCG GCGGCCCTCC TCCCCCTACC GGCTTCATGC CCAAGTGATT
4861 CATTCTCAG GAACTGACTA AACAAGACCT TCCGGCACTT GCCACCCTCG CCGCTTTAAC
4921 TGCCCTCTTG AGTCTCTACT TCTACTTGGC CTCTCTGTAT GCAATAACCC TCACAATATT
4981 CCCCAACAAC CTAATTGGTG TCACTCCCTG ACGATTCTAC TCCCCCAAT TTACTACTTCC
5041 CCTCGCCGTC TCCACTGCAG CAACCACCCCT TCTTCTCCCA CTAGCCCCCG CTGCCGTAGC
5101 ACTACTGGTC ACCTAAGGGA CTTAGGCTAG CACTTAGACC AATGGCCTTC AAAGCCGTAA
5161 GCGTGAGTGA AAATCTCTCA GTCCCTGTTA AGACTTGGCG GCTACTATCC CACACTTCTT
5221 GCATGCAAAG CAAACACTTT AATTAAGCTA AAGCCTTCT AGATAGGAAG GCCTTGATCC
5281 TACAAAATCT TAGTTAACAG CTAAGTGCCC AATCCAGCGA GCATCTATCT ACTTTTCCCC
5341 GCCTAATTTA GAAACTAAAA GGGCGGGAAA AGCCCCGGCA GGCAGTTAGC CTGCTTCTTT
5401 AGATTTGCAA TCTAACATGT AACACCCAG GGCTTGGTAA GAAGAGGGCT TGCACCTCTG
5461 TCTATGGGTC TACAATCCAC CGCTTAACTC AGCCATCCTA CCTGTGGCAA TCACACGTTG
5521 ATTTTTCTCG ACCAATCACA AAGACATCGG CACCCTCTAT CTCGTATTTG GTGCTGAGC
5581 CGGAATAGTG GGGACAGGCC TAAGTCTGCT TATTCGGGCA GAACTAAGCC AACCCGGGGC
5641 TCCCTGGGA GACGACAAA TTTATAATGT GATCGTACC GCACACGGCT TTGTAAATAT
5701 CTTTTTTATA GTAATACCCA TTATGATTGG GGGGTTCCGA AACTGGCTTA TTCCACTAAT
5761 AATTGGGGCC CCAGACATGG CGTTCCCTCG AATGAATAAT ATGAGTTTCT GACTTCTTCC
5821 CCCTCCTTT CTCTCCTCT TAGCCTCTTC AGGTGTTGAA GCCGGAGCAG GTACCCGGATG
5881 AACCGTGTAC CCCCCTAG CTGGCAATTT AGCCCCACGG GGGGCATCCG TAGACCTGAC
5941 AATCTTCTCA CTTACCTTG CAGGAATTT ATCAATTCTG GGGGCAATTA ACTTTATTAC
6001 TACCATCATT AACATGAAAC CCACAACAGT CACTATGTAC CAAATCCCGT TATTTGTTTG
6061 AGCCGTTCTT ATTACAGCCG TACTTCTTCT TCTGTCCCTG CCCGTTTTAG CCGCAGGGAT
6121 TACAATGCTA CTAACAGACC GCAACCTTAA CACGACCTTC TTTGACCCTG CCGGAGGAGG
6181 TGACCCCAT CTCTACCAAC ACCTATTCTG ATTCTTTGGC CACCCAGAGG TATACATTCT
6241 TATTCTCCA GGCTTCGGAA TAATTTCTCA CATTGTGCA TACTATGCAG GTAAGAAAGA
6301 ACCTTTTGGC TACATGGGGA TAGTCTGAGC TATAATAGCC ATTTGGACTCC TGGGCTTCAT
6361 TGCTGGGGC CATFCATGT TTACAGTCGG AATAGACGTA GATACACGAG CCTACTTTAC
6421 CTCTGCCACA ATAATCATTG CGATTCCAAC TGGCGTAAAA GTCTTTAGCT GACTCGCAAC
6481 CCTCCATGGG GGAAGCATT AATGAGAAAC GCCCTTCTA TGAGCCCTCG GCTTTATTTT
6541 CCTCTTTACA GTAGCGGCTC TCACTGGCAT TGTCTTAGCT AACTCCTCTC TCGATATTGT
6601 TCTGATGAC ACATACTATG TAGTCGCCCA CTCCACTAT GTACTATCTA TGGGTCTGT
6661 ATTTGCAATC GTTGCCTCTC TCGTCCATTG ATTTCCGTTA TTTACAGGCT ATACCCTTCA
6721 CTCCACATGA ACAAATFCC ACTTCCGCTT GATGTTTATT GGGGTCAATC TAACATTCTT
6781 CCCTCAACAT TTTCTGGGCC TGGCTGGGAT ACCCCGACGG TACTCAGACT ACCCAGACCG
6841 ATACACCCTT TGAACACTG TTTCTCAAT TGGGTCCCTG ATGTCCCTCG TTGCTGTAA
6901 TTTATTCTTA TTCATTATTT GAGAAGCATT TACAGCCAAA CGAGAAGTCG GAGCAGTAGA
6961 ACTAAGTGA ACTAACATTG AATGACTTTA CGGCTGCCCT CCCCCTACC ACACATTGA
7021 AGAGCCCGCA TTCGTACAAG TTCGTATAAA TTCGAACAAA CTAACGAGAA AGGGAGGAGT
7081 TGAACCCCA TCAATTGGTT TCAAGCCAAC CACATAACCG CTCTGTCACT TTCTTCAAA
7141 CACACCAATA AGATACTAGT AAAACGCTAT AACACTGCCT TGTCAGGCA GAATtGTGGG
7201 TTCACCCCC GGTATCTTA AACGCAATGG CACATCCCTC ACAACTCGGA TTTCAAGACG
7261 CAGCTTACAG CTTAATAGAA GAACTACTTC ACTTCCACGA CCACGCCCTA ATAATTGTAA
7321 TTCTCATTAG CACAATGGTA CTTTATATTA TTGGGCTAT AGTCACAGCC AAACTAACAG
7381 ATAAACTTGT ACTAGACTCT CAAGAAATTT AAATTTATCTG AACAGTTCTC CCGAGCTGTTA
7441 TTCTTATCCT TATCGCCCTA CCATCCATCC GAATTTTGTA CTTAATAGAC GAAATTAATG
7501 ACCCCACCT TACAATCAAA GCCATCGGCC ACCAATGATA CTGAAGCTAC GAATACACAG
7561 ACTACGAAGA CCTCGGTTTT GACTCATAA TAATCCCCAC ACAAGACCTG ACCCCTGGAC
7621 AATTTCCGACT ACTAGAAGCA GACCACCGAA TAGTAATCCC AGTAGAATCT CCAATTCGGC
7681 TTTAATCTC GGCTGAAGAT GTCTTACATT CCTGGGCAGT CCCCTCTCTA GCGTAAAAG
7741 TTGACGCCGT ACCTGGACGA TTGAACCAAG CAACCTTTAT TGTTAGCCGA CCAGGCGTAT
7801 TTTTCGGACA ATGTTCTGAA ATTTGCGGGG CTAACCATAG TTTTATACCC ATTGTGTAG
7861 AAGCAGTCCC CCTTGAACAC TTTGAGAACT GGTCTTCACT AATAATTGAA GACGCCCTCG
7921 TAAGAAGCTA ATAAGTACAA GCGTTAGCCT TTTAAGCTAA AGACTGGTGC CTAACAACCA
7981 CCCTAGGCA CATGCCCTCAA CTGAACCCCG CACCCTGATT TGCAATTTTA GTTTTCTCTT
8041 GAATAATCTT TTTAACTGTt ATTCCCCCA AAGTTTtag ACACACCTAT CCCAATGAAC
8101 CCACCTCCCA AAGCACACAA AAACCTAAAA CAGAGCCCTG AAACCTGACCA TGATACTAAG
8161 CTCTTTGAC CAATTTATAT CCCCTTCTA CCTCGGCATT CCCTAATTTG CACTAGCGAT
8221 TAGCCTTGCT TGAGTTCTGT TCCCAACCCC TCAAGCCCGG TGATTAAACA ACCGCGTGCT
8281 AACACTCaA GGGTGATTTA TTAGCCGCTT CACTCACAA CTTCTTCTAC CCCTAAACCC
8341 TGGGGCCAC AAGTGGGACG TCTATTCAC CTCGTTAATA GTTTTCTAT TTTCTATCAA
8401 CATGCTAGGA CTCCTTCCAT ACACCTTCC ACCAACAACC CAACTCTCCC TTAACATGGG
8461 CCTCGCAGTA CCCCTTTGAT TGGCAACTGT CATTATCGGG ATACGAAATC AACCAACGCA
8521 TGCCCTAGGC CACCTTCTTC CAGAAGGCAC CCCCACTGCC CTCATCCCTG TACTTATTAT
8581 CATTGAAACA ATTAGCCTAT TCATTCGACC CTTAGCTCTC GGTGTCCGAC TAACAGCAAA
8641 TCTCACAGCA GGCCACCTCC TCATTCAACT CATTGCAACG GCTGCCTTCG TCCTTCTTCC
8701 CCTCATACCT GTTGTGCTA TCTTAAACAAC GGTGGTCCCT TTCTCCTCA CTCTACTAGA
8761 AGTAGCCGTT GCCATGATTC AAGCTTATGT CTTTGTCTA CTCTAAGCC TATACTTACA
8821 AGAGAACGTT TAATGGCCCA TCAAGCACAC CCATACCCCA TAGTCGACCC CAGCCCATGA
8881 CCCCTAACAG GGGCTATTGC TGCCCTATTG ATAACATCTG GCCTTGCTAT CTGATTCCAC
8941 TTCCACTCCA CAACCTAAT AACTATTGGG ACAATCCTTC TCACCTTAAC AATCTTCCAA
9001 TGATGACGGG ACGTCTGACG AGAAGGCACA TTTCAAGGAC ACCACACTCC CCCCCTTCAA

9061 AAAGGCCTCC GATATGGGAT AATTTTATTT ATTACCTCAG AAGTCTTATT CTTCTTAGGC
 9121 TTCTTCTGAG CCTTTTACCA CTCAAGCCTA GCACCTACCC CTGAGCTAGG CGGCTTCTGA
 9181 CCACCAGCAG CCGATTACTCC CTTAGACCCA TTTGAAGTCC CACTTCTTAA CACAGCAGTC
 9241 CTGCTCGCCT CTGGCGTAAC TGTTACCTGA GCACATCACA GCATTATGGA GGGTAAACGA
 9301 AAACAAACTA TCAATCTCT TGCTCTTACA ATCTTACTCG GGGGTTACTT CACTTTCCTT
 9361 CAAGGCCTAG AGTATCACGA AGCCCCCTTC ACCATTGCAG ACGGAGTTTA CGGCGCTACA
 9421 TTCTTTGTG CCACCGGCTT CCACGGATTA CACGTCTTAA TTGGCACATC ATTTCTAGCC
 9481 GTTGTCTAT TACGCCAGAT TCTTACCAT TTCACATCAA ACCACCCTT TGGGTTTGA
 9541 GCAGCCGAT GATACTGACA CTTCGTAGAC GTCGTCTGAC TTTTCTCTA TATCTCTATT
 9601 TACTGATGAG GATCTTAATC TTCCTAGTAT TAAATCTAGT ATAAGTACT TCCAATCACC
 9661 CGGTCTTGGT TAAAATCCAA GGAAGATAA TGAGCCTTCT CCTAACCTAT ATTTCTAGCC
 9721 CCACCCTCCT CTCGACAGTA CTAGCCCTTG TATCCTTTTG ATTACCCCAA ATTACACCAG
 9781 ACCACGAAAA GCTATCGCCG TACGAGTGCG GCTTTGACCC GATAGGATCC GCCCGGCTGC
 9841 CTTTTTCACT GCGGTTTTTC CTCATCGCCA TCCTCTTCT TCTCTTCGAT TTAGAAATTT
 9901 CTCTCTCCT CCTCTTCCA TGAGGAGACC AACTAGCATA GCCACTACT GCCCTCACC
 9961 GAGCTACAGC TGTCTAGCC CTTCTaACC TCGGCCTCAT TTACGAATGA ATGCAAGGAG
 10021 GTCTAGAAATG GGCTGAATAG GTGGTTAGTC TAAGAAAAAC ATTTGATTTT GGCTCAAAAA
 10081 CTTGTGGTTT AAATCCGCAA CCGCTTAATG ACCCCACAC ACTTTGCCTT CTCCTCAGCC
 10141 TTCTTCTGGT GTTAAACAGG CCGTGCATT CACCAGTTTC ACCTCCTTTT CGCCCTATTG
 10201 TGCCTTGAAG GAATAATACT ATCCCTATT ATTGCTCTCT CCCTATGAAC GCTCCAATT
 10261 GACTCAACCA ACTTTTTAGC ATCTCCAATA CTTCTGCTTG CATTFTCAGC CTGCGAAGCA
 10321 AGCGCCGGCC TCGCCCTATT AGTAGCCACT GCTCGAACCC ACGGGACCGA CCGATTACAA
 10381 AGCTAAATC TTCTCCAATG CTA AAAAGTCC TAATCCCAAC ACTTATGACT ATCCCAACAG
 10441 CCTGGTTACT CAAACCCAGC TGACTCTGGC CCATGACTTT AATGTATAGC TTTTGCATCT
 10501 CCTGGTTAG CCTTTCATGA CTAAGAACC TCTCAGAAC CGGCTGATCG TCACTTAGCC
 10561 TCTTTATAGC TACCGACTCC CTATCAACC CCCTCCTCGT TCTTACATGC TGATTACTCC
 10621 CACTAATAAT TTTGGCAAG CAAAAACACA CAGCCTTAGA ACCTCTTAGT CGCCAGCGCA
 10681 TGTACATCAC ACTTCTCGCC TCACTCCAGT TTTTCTAAT CCTAGCATT AGCGCCACCG
 10741 AACTGGTGAT GTTTTACGTA ATATTTGAAG CCACCCTCAT CCCCAGCCTA ATCATTATCA
 10801 CCCGCTGAGG AAACCAAAAC GAACGTCTAA ACGCAGGAAC CTACTTTCTC TTCTATACAT
 10861 TAGCGGGCTC ACTCCCCTT CTCGTTGCTT TACTCCTACT CCAAAAACACA TCCGGCACCC
 10921 TGTCGCTGTT AACCCCTCAC TATACGGACC CGCTCGCTCT CTCGCTTAT GCAGACAAAC
 10981 TATGATGAGC AGGCTGTCTT TTAGCATTCC TGGTTAAAAT ACCCCTCTAC GGGGTCCACC
 11041 TATGGCTCCC TAAAGCCCAT GTTGAAGCCC CAATTGCAGG CTCAATAATC CTTGCGAGCG
 11101 TTCTACTGAA GCTAGGGGGA TACGGCATAA TCCGCATAAT AACAAATTG GAACCTCTAA
 11161 CTAAGGAGTT AAGCTACCCC TTCATTGTCT TTGCACTTTG AGGGGTAATT ATAAGTGGGT
 11221 CAATTTGTCT AGCCAGACA GACCTTAAGT CCCTAATTGC CTACTCCTCA GTCAGCCACA
 11281 TAGGCCTAGT GGCTGGAGGA ATTTCTTATC AATCACCCCTG GGGCTTAACA GGGGCTCTTA
 11341 CCTCATAAAT TGCACACGGG CTTACTTCAAT CAGCCCTCTG CTGCTTAGCA AACACAACT
 11401 ATGAACGAAC CCACAGTCGA ACGATAGTCC TGGCGCGAGG ACTTCAAGTA GCCCTACCAC
 11461 TAATAGCCAC TTGATGATTT ATTTCTAGCT TGGCCAACT AGCTCTGCCA CCACTACCCA
 11521 ACCTCATGGG GGAGCTGATA ATTATCACTT CTTTATTTCAA CTGGTCTGTA TGAACCTGCG
 11581 CATTAAACCG TGACGGCACT CTAATCACAG CTGGTTACT CTTTACATA TTCTTAATAA
 11641 CTCAGCGGGG CCTCTCCCA ACACATGTCA TTGCACTTGA GCCATCTCAC ACCCGAAGAC
 11701 ACCTTCTTAT TGCACCTCAC CTCATCCCT TAATTCTACT CGTACTTAAAG CCCGAGCTGA
 11761 TCTGAGGCTG AACTGCCTGT AGGTGTAGTT TTAACAAAAA CATTAGATTG TGATTCTAAA
 11821 AATAAGGTT AAAATCCCTT CTCCCACCGA GAGAGGCTCG CAGCAATGAG AACTGCTAAT
 11881 TCCCACGACC TTTGGTTGAC CCCTAGGCTC ACTCGAAAGC TCCTAAAGGA TAACAGCTCA
 11941 TCGTTGGTTC TTAGgAACCA AAAACTCTTG GTGCAATCC AAGTAGCAGC TATGTACCCC
 12001 ACCTCCCTAA TGATTTTCAT GAGCCTGATC ACAATCTTTG CGTTACTAGC CTATCCTTTA
 12061 ATCACCACGA TCCGCCCTGC ACCTCGGGAC CCTCAATGGG CTACCACCCA TGTCAAAAA
 12121 CGCTGTA AAAA TAGCTTTCTT TGTTAGTCTG CTGCCTCTGA CCCTATTTCT TAATGAGGGC
 12181 GCAGAAACAA TCGTTACTAA CTGAACCTGA ATAAATACCA ACTCCTTCAA TGTCAGCATT
 12241 AGCTTGAAAT TTGATTTCTA CTCAATTAAT TTTACACCCA TTGCCTCTA CGTAACTTGA
 12301 TCCATCCTGT AGTTCGCATC ATGGTATATG CACGCAGACC CACACATGAA CCGCTTCTTT
 12361 AAATACCTCC TGACGTTCT GATTGCCATA ATCGTCTAG TAACTGCAA CAATATGTTT
 12421 CAACTATTTA TCGGTTGAGA GGGCGTGGG ATCATACTGT TCTTACTTAT TGGATGGTGG
 12481 TTCGGACGGG CGGATGTAA CACTGCAGCG CTTCAAGCAG TACTTTACAA CCGAGTAGGG
 12541 GACATCGGGT TTATCTTCGC CATGGCTTGA ATAGCAGCAA ACCTAACTC CTGGGAGATG
 12601 CAACAAATCT TTGCAACCAC CAAAGACATA GACTTAACCT ACCCTCTTCT CGGGCTCATC
 12661 ATTGCAGCAA CTGGCAAAATC GGCTCAATTC GGACTTACC CTTGACTACC CTCGGCTATG
 12721 GAGGGTCCCA CACCGGTCTC TGCCCTACTT CATTCTAGCA CTATGGTCTG TGCCGGCATT
 12781 TTTCTGCTAG TACGAATAAG CCCGCTACTG GAAAACAACC AAACCGCCCT CACAACCTGC
 12841 CTATGCTCCG GAGCTCTTAC AACACTATT ACTGCAACCT GTGCCCTCAC GCAAAATGAT
 12901 ATTA AAAAAA TCGTTCGATT CTCTACATCC AGCCAGCTTG GGCTTATAAT GGTAACCATT
 12961 GGCTAAACC AGCCACAAT AGCGTTTCTT CACATCTGTA CACATGCTT CTTCAAGGCC
 13021 ATACTATTTT TATGCTCCG ATCTATTATC CACAGCCTAA ATGATGAACA AGATATCCGG
 13081 AAAATAGGGG GCATACACCA CCTTGACACT TTCACATCCT CTTGCCTAAC TATTGGCAGC
 13141 CTCGCCCTCA CAGGAACCCC CTTCTTGGCT GGCTTCTTCT CTAAGATGAC CATCATCGAA
 13201 GCATTGAACA CATCCCACCT AAACGCCTGA GCCCTAACCT TAACCTCCT AGCCACCTCT
 13261 TTCACAGCAA TCTACAGCT TCGAGTAGTA TTTTTGTAC CCATGGGCCA CCCCCGATTT
 13321 AGTCCCCTCT CTCCGATCAA CGAAAACAAC CCAGCAGTGA TTAACCCACT TAAGCGACTA
 13381 GCATGGGGGA GTATCGTTGC AGGCTTACTA ATTACCTCTA ATATTACACC CTTGAAAACC
 13441 CTGTCTATAT CTATACCTCC CCTCCTAAA CTAGCTGCTC TTGCAGTCAC AATCATCGGG
 13501 CTTCTTGTG CTATAGAGCT CGCCATGTTA ACCAACAAAC AATATGAGCC AATACCCAAC
 13561 ACCACATAC ACCACTTCTC TGCTTATTA GGCTTCTTCC CCGGGTTAT ACACCCCTTA
 13621 ACCCTGTAT TGCTTCTTCT CTTAGGCCAA AACATTGCTA ACCAAACAGT AGATCAGACA
 13681 TGACTAGAAA AAACGGGCC CAAAGCCATT GAAGCCGCTA ACCGACCTCT CGTCTCTCT
 13741 ACAAGTAAACA TTCAACGGGG GGTAATCAAA ACATATCTCA CCCTCTTCTT CTTTACACTA

13801 GCCCTTATAA TCCCCCTATT CATCACCTAA ACCGCTCGCA ACGCCCTCG ACTCATAACC
13861 CGAGTTAACT CAAGGACTAC AAATAAAGTT AAGAGCAATA CCCATGCACT AGTAATTAAC
13921 AACCCACCCC CAGAAGAGTA TATTAAGGCT ACCCCTCCAA TATCACCTCG AAACACGGAA
13981 AACTCCCCTA ACTCATCTGC TAGAACCCAA GAAGATTCAT ACCACCCCCC TCAAAACAGC
14041 CCGGAAACTA ATAATACTCC TCCTGTGTAG ACAACTCCGT ATACCATTAC CGACCAACTA
14101 CCCCAGCTCT CTGGATACGG CTCAGCAGCT AACGCTGCTG AATATGCAAA TACAATAAC
14161 ATCCCGCCTA AGTAAATTA GAAACAAGACT AGTGACAAAA AGGGCCCTCC ATGCCCGACT
14221 AATATAACCAC ACCCCATGCC AGCTACCACA ACCAAACCCA AAGCAGCAAA ATAAGGGGAC
14281 GGGTTAGGAG CAACTGCAAC TAACCCCAAC ACAAGAGAAA ATAAACTAA ATATATAGCG
14341 AAAGTCATAA TTCCTGCCAG GACTTTAACC AGGACTAATG GCTTGAAAA CCACCGTTGT
14401 TATTCACCTA CAAGAACCCT AATGGCCAGT CTACGTAAAT CCCACCCTCT TCTAAAAATC
14461 GCAAACGATG CTTTAGTCGA CCTCCCCGCC CCCTCTAATA TCTCGGTTTG ATGGAACTTT
14521 GGGTCTCTTT TAGGACTATG TTTAATTAAC CAAATGCGA CCGGCTTATT TCTAGCCATA
14581 CACTACACAT CAGACATTGC TACTGCCTTC ACCTCCGTGG CCCACATCTG TCGAGACGTC
14641 AACCTACGCT GACTTATCCG AAGCATTCAT GCCAACGGCG CATCATTTT TTTTATTGTC
14701 CTCTACCTTC ATATTGGCCG AGGACTATAC TATGGCTCTT ACCTCTATAA AGAAACATGA
14761 ACTGTTGGGG TTATTCTCTT CCTTCTCGTA ATAATAACAG CCTTCGTTGG ATACGTCCTC
14821 CCTTGAGGAC AAATGTCGTT TFGAGGTGCA ACCGTTATTA CCAACCTTCT ATCTGCCGTC
14881 CCTACGCTCG GAAACACCCT GGTCCAATGG ATCTGAGGGG GTTTTTCTGT AGACAATGCT
14941 ACCCTCACCC GGTTCCTTGC CTTCCACTTT CTCTTCCCCT TCATCATCGC TGCCGCAACA
15001 TTAATTCATC TACTCTTCTT TCACGAGACT GGCTCAAACA ACCCCACCGG ACTAAACTCA
15061 GACTCCGACA AAGTTCCTTT TCACCCCTAC TTCACCTACA AAGACCTCTT GGGCTTTGCA
15121 GTACTTCTTA CTGCATTAGC ATCCCTAGCC CTATTTTCCC CAAATCTCTT AGGAGACCCA
15181 GATAACTTTA CCCCTGCAAA TCCGCTTGTT ACTCCCCCAC ACATTAAGCC AGAGTGATAC
15241 TTCTGTGTTG CCTATGTAT TCTACGCTCC ATTCCAACA AACTTGGAGG AGTACTTGCC
15301 CTTTTATTCT CCATCTTAGT TCTTATGCTC GTCCTTTTCC TTCATACCTC TAAACAACGA
15361 AGCCTAATAT TCCGTTCCCT AACACAATTC TTGTTTTGTT CTTTAGTAGC AGACGTTATG
15421 ATTCTAACTT GAATTGGAGG GATGCCCGTA GAGCACCCCT TCGTCATCAT TGGACAAGTA
15481 GCGTCTCTCC TTACTTCTC CCTCTTCTTA GTCCTGATCC CAACAGCAGG TTGACTAGAG
15541 AATAAAGTCC TTGGATGAAA ATGCACTAGT AGCTCAGCAC ACAGAGCCCC AGTCTTGTA
15601 ACTGGCCGTC GGAGGTTAGA ATCCTCCCTA CTGCTCAAAG AAAGGAGATT TCAACTCCTA
15661 CCCCTAATC CCAAAGCTAG GATTCTAGCA CTAAACTATT CTTTGTGGTA CATAAATGTA
15721 CAATGAAGGA TTTTCATATA CATGTATGTA ATAACCCAT ATATTTATAG TAACCATTTT
15781 ATGTGATGTA CTAGGACATA TATGTATAAT CACCAATCT CGTAATAAAG CACTCATTCA
15841 TCAACATTTT TAACATAAGT AGACTAGAAC CTGAATAACC ACTAATCTTA AATATGTGAA
15901 AGTCCAGGAC CAGTCGAAAT CTAAGACCGA ACACAACACT CATCAGTCGA GTTATACCAA
15961 GACTCAAAAT CTGCGCGACC ACAAATCCT ATGTAGTAAG AGCCTACCAA CCGGTGATT
16021 CTTAATGATA ACTCTTATG AGGGTGAGGG AAAAAATTG TgGGGGTTTC ACTCGGTGAA
16081 TTATTCCTGG CATTGTTTTC CTACTTCAGG GCCATTGATT GATGTTATCC CATCACTTT
16141 CATCGACACT TACATAAGTT AATGTTGATA ATACATACGA CTCGTTATCC ACCAAGCCGG
16201 GCGTTCACCT CAGCGGGTAA GGGGTTCTCT TTTTTTTTTT CCTTTCACCT GACATTCAG
16261 AGTGCATCGA GCCAACAGAG ACGTTTTAAG GGTGAGCATT TTTCTTGCAC GCGCCGTACA
16321 TAGTATTCCT TTAATGAGTC TTTATTAGAA GAATAACATT AAGTGTATC ATGTGCATAA
16381 AGATTTGCTC ATTTCTTCTA TACCACCTCT AGATACCCCC TTTTTTGCAG CAAAACCCC
16441 CCTACCCCCC TAAACCCCTG AAGTTGCTAA GACCCCTGAA AACCCCCCGG AACAGGACA
16501 AACCTCTGGG AGCTGAGAAA GGGCAATTAC TTTTCAACCA CTTTTCAACC ACTTTTCAAC
16561 CACTTTTCAA CCCACAAATA CCCcTGGcTT ATCgtAACC CaCCaGTTGT TTTAATAATA
16621 CCACTTTTCA ACCCACAAAT ACCCCcTGACT TATCGTAACC CCACCAGTTG TTTTAATAAT
16681 ACCACTTTTC AACCCACAAA TACCCCTGAC TTATCGTAAC CCCACCAGTT GTTTTAATAA
16741 TACCACTTTT CAACCCACAA ATACCCCTGA CTTATCGTAA CCCCACCAGT TGTTTAATAA
16801 ATACCACTTT TCAACCCACA AATACCCCTG ACTTATCGTA ACCCCACCAG TTGTTTAAAT
16861 AATACCACCT TTCAACCCAC AAATACCCCT CACTTATCGT AACCCACCA GTTGTTTTAA
16921 TAATACCCTT TTCAACCCA CAAATACCCC TGACTTATCG TAACCCACC AGTTGTTTTA
16981 ATAATACCAC TTTTCAACCC ACAAAATACC CTGACTTATC GTAACCCAC CAGTTGTTTT
17041 AATAATACCA CTTTTCAACC CACAAATACC CCTGACTTAT CGTAACCCCA CCAGTTGTTTT
17101 TAAATAATCC ACTTTTCAAC CCACAAATAC CCCTGGCTTA TCGTAACCCC ACCAGTTGTT
17161 TTAATAATAC CACTTTTCAA CCCACAAATA CCCCTGGCTT ATCGTAACCC CACCAGTTGT
17221 TTTAATAATA CCACTTTTCA ACCACAAAT ACCCCTGGCT TATCGTAACC CCACCAGTTG
17281 TTTAATAAT ACCACTTTTC AACCCACAAA TACCCTGGC TTATCGTAAC CCCACCAGTT
17341 GTTTAATAA TACCCTTTT CAACCCACAA ATACCTAAAA CCCACAAACG CCATATCAC
17401 TTCTTCATGA TCAAAAACT ACTGTTTAGA TTATTTCAAG TATTCCTTTC ACCACCCTAA
17461 CTACGGAAGG CATAAAAACG AATCCAAGAA AACTGCCTCA TCCAAAACTA TCTTTTTTAA
17521 CCGATAAGCC CTTAAGTCCC CCTTAGAACC AGCCTTTTAC CGCCCCAAG GCTAAACACA
17581 AACAAAGTAC CACCTCTAGG TGTGTTTAGA AAATTTACT

Hippoglossus hippoglossus 3 17973 bp

1 GCTAACGTAG CTTAATTAATA GCATAACACT GAAGATGTTA AGATGAGCCC TAGAAAGCCC
61 CGGGAGCACAA AAGGCTTGGT CCTGACTTTA CTGTGCACTT TAACATAAACT TACACATGCA
121 AGTATCCGCC CCCCTGTGAG AATGCCACAA ACTCCCTGCT TGGGAAGTAG GAGCCGGTAT
181 CAGGCACAAAG CCCAGCTAGC CCACGACGCC TTGCTTAGCC ACACCCCTCAA GGGAACTCAG
241 CAGTGATAAA TATTAAGCCA TAAGTGAAAA CTTGACTTAG TTAAGGTAA GAGGGCCGGT
301 AAAAGTCTGT CAGCCACCCG CCGTTTATACG AGAGGCCACG GTTGACAAAC AACGGCGTAA
361 AGAGTGGTTA GGGGATTTAC TAAACTAGAG CCGAACGCTT TCAAAGCTGT TATACGCACC
421 CGAAAGTATG AAACCCCAAT ACGAAAGTAG CTCTACTCAT CCTGAACCCA CGAAAGCTAA
481 GAAACAAACT GGGATTAGAT ACCCCACTAT GCTTAGCCCT AAACATCGAT TGCATACTAC
541 ACTCCATATC CGCCCGGAA TTATGAACAT CAGTTTAAAA CCCAAAGGAC TTGGCGGTGC
601 TTAACATCCA CCTAGAGGAG CCTGTTCTAG AACCGATAAC CCCCCTTAAA CCTCACCTTC
661 TCTGTTTTTA TCCGCTTATA TACCACGCTC GTCAGCTTAC CCTGTGAAGG CTTTACAGTA

721 AGCAAAATG GCACAGCCCA AAACGTGAGG TCGAGGTGTA GTGAATGAGG GGGGAAGAAA
781 TGGGTACAT TTGCTAAACA TAGCAAACAC GAATGTTGCA TTGAAACATG TAACCTGAAGG
841 AGGATTTAGC ACTAAGCAGG AAATAGAGCG TCCCGTGAA ACTGGCCCTA AAGCGCGCAC
901 ACACCCGCCG TCACCCCTCC CAAGCCCCTT AAATAAACT AATTAAAACC CTACAACCCG
961 CGAAGGGGAG GAAAGTCGTA ACATGGTAAG TGTACCGGAA GGTGCGCTTG GAAAAATCAG
1021 AGTGTAGCTA AGATAGTATA CAGCATCTCA CTTACACCGA GAAGACGTCC GTGCAAGTCC
1081 AACCCACCTG ACGCCTATTA GCTAGCCCAA CCCCTTAACA CAACAGACCC CCAATTATAA
1141 CCCCTAAAGC ACGAAACACC CACGTAGCTA AACCATTTCT CCCCCTAAGT CCAGGCGATA
1201 AAAAAGGAAA TTTTGGAGCA ATAGAAAAGG TACCGCAAGG GAAAGCTGAA AGAGAGATGA
1261 AAAAGCCCAG TAAAGCTTAA GAAAGCAGAG CTTAGTGCTC GTACCTTTTG CATCATGATT
1321 TAGCTAGCAC TTCAAGCAA AGAGAACCTA CAGTTTGTA CCCCAGAACT GAGTGAGCTA
1381 CTCGAAGACA GCCTATTTAT AGGGCGAACC CGTCTCTGTG GCAAAAAGAGT GGGAAAGAGCT
1441 TTGAGTAGAG GTGACAAACC TACCGAACTC AGTTATAGCT GGTTCGCTGT GAATTGAATA
1501 GAAGTTTCCG CCCCTGGGTT CTCCACTCAT GCACCTTGT AACCCTTCAG ATGCAATGAG
1561 AAACACGGG TGTAGTCAA AGGGGGTACA GCCCCTTGA TACAAGACAC AACCTTCTCA
1621 GCAGGATAAA GATCATATTC AAATAAGGAC AAATGTTTTA GTGGGCCTAA AAGCAGCCAC
1681 CTAAATAGAA AGCGTTAAAG CTCAAAACATA AAGCCCTCCC GGTATACCGA TAACCTTATC
1741 TTATTCCTCC ACATTTAAAC GGCCCTCCTA TGCACCACAT AGGAACGACT ATGCTAATAT
1801 GAGTAATAAG AGGGTATAAT CACCCTCTCC TTGCACATGT GTAAATCGGA ACGGACCCCC
1861 CACCGAATCT TAACGGCCCC AATCAAAGAG GGTATTGGAA ACTACCACAA ATTTAGGCCA
1921 GAAAAACATC CAATGCAAAC CCGTTAACCC CACACTGGTG TGCCCAAAAG GAAAGACCAA
1981 AGGGGGGAGA AGGAACCTAG CAAACATACC CCAAGCCTCG CCTGTTTACC AAAAACATCG
2041 CCTCTTGCA TAAACAGTA AACCACAGTA TAAGAGGTCC CGCCTGCCA GTGACCATAA AGTTCAACGG
2101 CCGCGGTATT TTGACCGTGC AAAGGTAGCG TAATCACTTG TCTTTTAAAT GAAGACCTGT
2161 ATGAATGGCA TAACGAGGGC TTAACCTGCT CCTTCCCCCG GTCAATGAAA TTGATCTCCC
2221 CGTGCAGAAG CGGGGATTA ACCATAAGAC GAGAAGACCC TATGGAGCTT TAGACACACA
2281 GTGGGGCCAT GTCAAAATACC CCTAGCTAAG GGCCTGAATC AAATGGAATC TGCCCTGATG
2341 TCTTCGGTTG GGGCGACCAT GGGGAATACA AAACCCCCAC GTGGAAGGGG AGCACACCCC
2401 TAAGTTACTT CTCTCCCGC AAGCCAGAGC AACAGCTCTA ACCAGCAGAA ATCTTGACCA
2461 AACTGATCCG GTAAAACCGA TCAACGAACC AAGTTACCCT AGGGATAACA GCGCAATCCC
2521 CTTTTAGAGC CCATATCGAC AAGGGGGTTT ACGACCTCGA TGTGGATCA GGACATCCTA
2581 ATGGTGCAGC CGCTATTAAG GGTTCGTTTG TTCAACGATT AAAGTCCTAC GTGATCTGAG
2641 TTCAGACCGG AGTAATCCAG GTCAGTTTCT ATCTATGACA TGATCTTTTC TAGTACGAAA
2701 GGACCGAAAA GAGGAGGCC CTGCTAAAAG TACGCCTCAC CCCCACCTAA TGAAAAAATC
2761 TAAATAGGC AAAAGGGCAT AACCTTTTGG CTGAGATAA CAGCAAGTTG GGGTGGCAGA
2821 GCCCGGTAA TGCAAAAGAC CTAAGCCCTT TCTACAGAGG TTCAAATCCT CTCCTTAACT
2881 ATGATTTCAA CTCTCATATC TCATATATAT AACCCACTAA CCTTTATTGT GCCTGTATTG
2941 CTAGCCGTAG CATTCCTCAC CCTCCTTGAA CGAAAAGTGC TAGGCTACAT ACAACTACGA
3001 AAAGGGCCAA ACATTTGTTGG GCCTTACGGC CTCTTCAAC CTCTTCAAC CTATTGTGA
3061 CTCTTTATTA AAGAACCCTA TCGACCTTCA ACCGCATCAC CCGTCTATT CCTCGTAGCC
3121 CCTATGCTCG CTCTCACACT AGCCCTAACC CTTTGAGCCC CCATACCTTT CCCGTACCC
3181 GTCGTGGACC TTAACCTAGG TATTTTATTT ATTTCTAGCTC TATCTAGCCT TGCAGTATAT
3241 TCTATTTCTG ACTCCGGCTG AGCATCTAAT TCAAAATATG CACTAGTAGG CCCTAGTAGG
3301 GCTGTCGCAC AAACAATTTT TTACGAAGTT AGCCTTGGAC TCATCTTACT AAACATTATC
3361 ATCTTCACCG GGGGCTTAC ACTCCAACC TTTAACACAG CCCAAGAGGC CATTGACTG
3421 GTAGTGCCCG CTTGACCGCT GGCTGCCATA TGATAATATCT CCACCTTTCG CGAAACAAAC
3481 CTTGACCCCT TCGACTTAAC AGAAGGAGAA TCTGAACCTT TCTCGGGCTT CAACGTAGAG
3541 TACGCAGGGG GACCCTTCGC CTTGTTCTTC TTAGCCGAAT ATTCAAATAT TCTCCTAATA
3601 AATACCCTGT CCGCTACACT ATTTTATAGG GCCTCCACA TCCCATCTAT CCCGGAATTA
3661 ACTAGTATCA ATATTATGAC TAAAGCAGCC CTCTATCAAA TTGTCTTCTT GTGGGTCCGA
3721 GCTTCGTACC CGGATTTCCG TTACGACCAA CTTATGCACC TCATTTGAAA AAACCTTCTT
3781 CCACTGACTT TGGCACTAGT TATCTGACAC TTGGCGCTCC CTATTGCATT CGCTGGTCTC
3841 CCACCACAAC TATAGGCGCA GGAGCTGTGC CTGAATTTAA AGGGCCACTT TGATAGAGTG
3901 AATTATGGGG GTTAGAGTCC CCCCACCTCC TTAGAAAAGAA GGGGATCGAA CCCAACCTGA
3961 AGAGATCAA ACTCTTCGTG CTTCTCTTAC ACCACTTCcT AGTAAGGTCA GCTAAATAAG
4021 CTCTTGGGCC CATACCCCAA CCATGTAGGT TTAATTCCTT CCTTTGCTAA TGAACCCCTA
4081 CATCTTGACC ACTCTTCTAT TTGGTTTGGG CCTTGAACA ACACCTACGT TTGCAAGCTC
4141 ACCTGGGCTC CTCGCTTGAA TAGGACTTGA GATTAATACA CTAGCCATTA TTCCCTAAT
4201 AGCCCAACAC CACCACCCCC GGGCAGTCCA AGCTACTACT AAATACTTTC TCGCACAGC
4261 CACAGACGCC GCCACCTTCC TGTTTTGCAAG CACTACCAAC GCTTGACTCA CAGGCCAGTG
4321 GGATATTCAA CAGATAACAC ATCCCTTCCC CACAACAATG ATTTGTTATTG CCCTCGCGCT
4381 AAAGGTCCGA CTGGCACC AA TGCACCTTTG ACTCCCGAA GTACTCCAAG GGCTAGACCT
4441 GACCACGGG CTCATCTCTT CAACCTGACA AAAACTTGCA CCCTTTGCC TCTTACTACA
4501 AATTCAAACA ACCAACCTTA CGCCTCTAAT CATTATTGGC TTACTATCCA CTCTCGTTGG
4561 TGGCTGAGGT GGTCTCAACC AAACCCAGCT CCGCAAGGTC CTCGCCTACT CCTCAATTGC
4621 CCACCTTGGC TGAATAATGC TCATCTTCA ATTTTCAACC CTCCTTGCCC TTCTCACCTT
4681 CCTCACGTAC TTTACTATGA CTTTCTCAG ATTCTTAATT TTTAAAGTAA ACAAGCGAC
4741 CACCGTCAAT GCCCTGCOA TCTCGTGAAC AAAAACTCCT GCCCTCACA GCCCTAGCAC
4801 CCTGGTTTTA CTTTCTCTCG GCGGCCTTCC TCCCTTACC GGCTTCATGC CCAAGTGATT
4861 CATCTTTCAG GAACTGACTA AACAAGACCT TCCGGCACTT GCCACCCCTG CCGCTTAAAC
4921 TGCCCTCTTG AGTCTCTACT TCTACTTGGC CCTCTCGTAT GCAATAACCC TCACAATATT
4981 CCCCACAAC CTAATTGGTG TCACTCCCTG ACGATTCTAC TCCCCCAAT TTACTCTTCC
5041 CCTCGCCGTC TCCACTGCAG CAACCACCTT TCTTCTCCCA CTAGCCCCCG CTGCCGTAGC
5101 ACTACTGGTC ACCTAAGGGA CTTAGGCTAG CACTTAGACC AATGGCCCTT AAAGCCGTAA
5161 GCGTGAGTGA AAATCTCTCA GTCCCTGTTA AGACTTGGG GCTACTATCC CACATCTTCT
5221 GCATGCAAG CAAACACTTT AATTAAGCTA AAGCCTTCTT AGATAGGAA GCGCTGATCC
5281 TACAAAATCT TAGTTAACAG CTAAGTGCCC AATCCAGCGA GCATCTATCT ACTTTTCCCC
5341 GCCTAATTTA GAAACTAAAA GGCGGGGAAA AGCCCCGGCA GGCAGTTAGC CTGCTTCTTT
5401 AGATTTGCAA TCTAACATGT AACACCCAG GGCTTGGTAA GAAGAGGGCT TGCACCTCTG

5461 TCTATGGGTC TACAATCCAC CGCTTAACTC AGCCATCCTA CCTGTGGCAA TCACACGTTG
5521 ATTTTTCTCG ACCAATCACA AAGACATCGG CACCCCTCTAT CTCGTATTTG GTGCCTGAGC
5581 CGCAATAGTG GGGACAGGCC TAAGTCTGCT TATTCGGGCA GAACTAAGCC AATCCGGGGC
5641 TCTCCTGGGA GACGACCAAA TTTATAATGT GATCGTCACC GCACACGCCT TTGTAATAAT
5701 CTTTTTTATA GTAATACCCA TTATGATTGG GGGGTTCCGA AACTGGCTTA TTCCACTAAT
5761 AATGGGGGCC CCAGACATGG CGTTCCTCG AATGAATAAT ATGAGTTTCT GACTTCTTCC
5821 CCCCTCCTTT TCCTCCTCT TAGCCTCTTC AGGTGTGAA GCCCGAGCAG GTACCGGATG
5881 AACCGTGTAC CCCCCACTAG CTGGCAATTT AGCCCACGCC GGGGCATCCG TAGACCTGAC
5941 AATCTTCTCA CTCACCTTG CAGGAATTT CTCAATCTG GGGGCAATTA ACTTTATTAC
6001 TACCATCATT AACATGAAAC CCACAACAGT CACTATGTAC CAAATCCCCT TATTTGTTTG
6061 AGCCGTTTCT ATACAGCCG TACTTCTTCT TCTGTCCCTG CCCGTTTTAG CCGCAGGGAT
6121 TACAATGCTA CTAACAGACC GCAACCTTAA CACGACCTTC TTTGACCCCTG CCGGAGGAGG
6181 TGACCCCATT CTCTACCAAC ACCTATCTG ATTCTTTGGT CACCAGAGG TATACATTCT
6241 TATCCTCCCA GGCTTCGGAA TAATTTCTCA CATTGTTGCA TACTATGCAG GTAAGAAAGA
6301 ACCTTTTTGG TACATGGGGA TAGTCTGAGC TATAATGGCC ATTGGACTCC TGGGCTTCAT
6361 TGCTGGGGCC CATCACATAT TTACAGTCGG AATAGACGTA GATACACGAG CCTACTTTAC
6421 CTCTGCCACA ATAATCATTG CAATTCCAAC TGGCGTAAAA GTCTTTAGCT GACTCGCAAC
6481 CCTCCATGGG GGAAGCATT AATGAGAAAC GCCCCTTCTA TGAGCCCTCG GCTTTATTTT
6541 CCTCTTTACA GTAGCCGGCT TCACTGGCAT TGCTTTAGCT AACTCCTCTC TCGATATTGT
6601 TCTGCATGAC ACATACTATG TAGTCGCCCA CTTCCACTAT GTACTATCTA TGGGTGCTGT
6661 ATTTGCAATC GTTGCCCGCT TCGTCCATTG ATTTCCGTTA TTTACAGGCT ATACCCCTCA
6721 CTCACATGA ACAAAAATCC ACTTCGGCCT GATGTTTATT GGGGTCAATC TAACATTTCT
6781 CCCTCAACAT TTTCTGGGCT TGGCTGGGAT ACCCCGACGG TACTCAGACT ACCCAGACGC
6841 ATACACCCTT TGAAACACTG TTTTCATCAAT TGGGTCCCTA ATGTCCCTCG TTGCTGTAAT
6901 TTTATTCTTA TTCATTATTT GAGAAGCATT TACAGCCAAA CGAGAAGTCG GAGCAGTAGA
6961 ACTAATCTGA ACTAACATTG AATGACTTTA CGGCTGCCCT CCCCCTACC ACACATTTGA
7021 AGAGCCCGCA TTCGTACAAG TTCGTATAAA TTCGAACAAA CTAACGAGAA AGGGAGGAGT
7081 TGAACCCCCA TCAATTGGTT TCAAGCCAAC CACATAACCG CTCTGTCACT TTCTTCACAA
7141 CACACCAATA AGATACTAGT AAAACGCTAT AACACTGCCT TGTCAGGCA GAATTTGGG
7201 TCAACCCCCC GCGTATCTTA AACGCAATGG CACATCCCTC ACAACTCGGA TTTCAAGACG
7261 CAGCTTCACC CTTAATAGAA GAACTACTTC ACTTCCACGA CCACGCCTTA ATAATTGTAA
7321 TTCTCATTAG CACAATGGTA CTTTATATTA TTGCGGCTAT AGTCACAGCC AAACCTAACAG
7381 ATAAACTTGT ACTAGACTCT CAAGAAATTG AAATTATCTG AACAGTTCTC CCAGCTGTTA
7441 TTCCATCCTT TATCGCCCTA CCATCCATCC GAATTTTGTA CTTAATAGAC GAAATTAATG
7501 ACCCCACCTT TACAATCAA GCCATCGGCC ACCAATGATA CTGAAGCTAC GAATACACAG
7561 ACTACGAAGA CCTCGGTTTT GACTCATACA TAATCCCCAC ACAAGACCTG ACCCCCGGAC
7621 AATTCGACT ACTAGAAGCA GACCACCGAA TAGTAATCCC AGTAGAATCT CCAATTCGGG
7681 TTTAATCTC GGCTGAAGAT GTCTTACATT CCTGGGCAGT CCCCTCTCTA GCGTAAAAAG
7741 TTGACGCGT ACCTGGACGA TTGAACCAAG CAACCTTTAT TGTTAGCCGA CCAGGGGTAT
7801 TTTTCGGACA ATGTTCTGAA ATTTGCGGGG CTAACCATAG TTTTATACCC ATTGTTGTAG
7861 AAGCAGTCCC CTTGAAACAC TTTGAGAACT GGTCTTCACT AATAATTGAA GACGCTCGC
7921 TAAGAAGCTA ATAAGTACAA CCGTTAGCCT TTTAAGCTAA AGACTGGTGC CTAACAACCA
7981 CCCCTAGCGA CATGCCCTAA CTGAACCCCG CACCCTGATT TGCAATTTTA GTTTTCTCTT
8041 GAATAGTCTT TTTAACTGTT ATTTCCCCCA AGGTTTTAGC ACACACCTAT CCCAATGAAC
8101 CCACCTCCCA AAGCACACAA AAACCTAAA CAGAGCCCTG AAACCTGACCA TGATACTAAG
8161 CTCTTTTAC CAATTTATAT CCCCTTCATA CCTCGGCATT CCACCTAATTG CACTAGCGAT
8221 TAGCCTGCCT TGAATTCCTG TCCCAACCCC TCAAGCCCGC TGATTAAACA ACCGGGTGCT
8281 AACACTCAG GGGTGATTTA TTAGCCGCTT CACCTCACAA CTTCTTTTAC CCCTAAACCC
8341 TGGGGGCCAC AAGTGGGCAG TTCTATTAC CTCGTTAATA GTTTTCTTAT TTTCTATCAA
8401 CATGCTAGGA CTCTTCCAT ACACCTTCAC ACCAACAACC CAACCTCTCC TTAACATGGG
8461 CCTCGCAGTA CCCCTTTGAT TGGCAACTGT CATTATCGGG ATACGAAATC AACCAACGCA
8521 TGCCCTAGGC CACCTTCTTC CAGAAGGCAC CCCCCTGCCC CTCTATCCCTG TACTATTAT
8581 CATTGAAACA ATTAGCCTAT TCATTCGACC CTTAGCTCTC GGTGTCGGAC TAACAGCAAA
8641 TCTCACAGCA GGCCACCTCC TTATTCAACT CATTGCAACA GCTGCCTTCG TCCTTCTTCC
8701 CCTCATACCT GTTGTGCTA TCTTAAACA GGTGGTCTCT TTCCCTCTCA CTCTACTAGA
8761 AGTAGCCGTT GCCATGATTC AAGCTTATGT CTTTGTCTTA CTTCTAAGCC CTCCTAACAC
8821 AGAGAAGGTT TAATGGCCCA TCAAGCACAC CCATACCACA TAGTCGACCC CAGCCATGA
8881 CCCTAACAG GGGCTATTGC TGCCCTATTG ATAACATCTG GCCTTGCTAT CTGATTCCAC
8941 TTCCACTCCA CAACCTAAT AACTATTGGG ACAATCCTTC TCACCTTAAC AATCTTCCAA
9001 TGATGACGGG ACGTCGTACG AGAAGGCACA TTTCAAGGAC ACCACACTCC CCCCCTCAA
9061 AAAGCCCTCC GATATGGGAT AATTTTATTT ATTACCTCAG AAGTCTTATT CTTCTTAGGC
9121 TTCTTCTGAG CCTTTTACCA CTCAAGCCTA GCACCTACCC CTGAGCTAGG CCGCTTCTGA
9181 CCACCAGCAG GCATTACTCC CTTAGACCCA TTTGAAGTCC CACTTCTTAA CACAGCAGTC
9241 CTGCTCGCCT CTGGCGTAAC TGTACCTGA GCACATCACA GCATTATGGA GGGTAAACGA
9301 AAACAAACTA TTCAATCTCT TGCTCTTACA ATCTTACTCG GGGGGTACTT CACTTTCCTT
9361 CAAGCCCTAG AGTATCAGCA AGCCCCCTTC ACCATTGCAG ACGGGGTTTA CCGGCTGCA
9421 TTCTTTGTTG CCACCGGCTT CCACGGATTA CACGTCTTAA TTGGACATC ATTCTTAGCC
9481 GTTTGTCTAT TACGCCAGAT TCTTACCATT TTCACATCAA ACCACCACTT TGGGTTTGA
9541 GCAGCCGCAT GATACTGACA CTTCTGAGAC GTCGTCTGAC TTTTCTCTA TATCTCTATT
9601 TACTGATGAG GATCTTAATC TTCTTAGTAT TAAATCTAGT ATAAGTGACT TCCAATCACC
9661 CGTCTTTGGT TAAAATCCAA GGAAGATAA TGAGCCTTCT CCTAACCATC ATTTGATTG
9721 CCACCCCTCT CTCGACAGTA CTAGCCCTTG TATCCTTTTG TATCCTTTTG ATTACCCCAA
9781 ACCACGAAAA GCTATCGCCG TACGAGTGGC GCTTTGACCC AATAGGATCC GCCCGGCTGC
9841 CTTTTTCACT GCGGTTTTTC CTCATCGCCA TCCTCTTTCT TCTCTTCGAT TTAGAAATTG
9901 CTCTCCTCCT CCCTCTTCCA TGAGGAGACC AACTAGCATC GCCACTACTG ACGTTCACTT
9961 GAGCTACAGC TGTCTAGCC CTTCTAACC TTGGCCTCAT TTACGAATGA ATGCAAGGAG
10021 GTCTAGAATG GGCTGAATAG GTGGTTAGTC TAAGAAAAAC ATTTGATTTC GGCTCAAAA
10081 CTGTGGGTTT AAATCCGCAA CCGCTTAATG ACCCCACAC ACTTTGCCTT CTCTCAGCC
10141 TTTCTTCTGG GTTTAACAGG CCTGGCATT CACCGGTTTC ACCTCCTTTC CGCCCTATTG

10201 TGCCTTGAAG GAATAACT ATCCCTATTT ATTGCTCTCT CCCTATGAAC GCTCCAACCT
10261 GACTCAACCA ACTTTTCAGC ATCTCCAATA CTTCTGCTTG CATTTTCAGC CTGCGAAGCA
10321 AGCGCCGGCC TCGCCCTATT AGTAGCCACT GCTCGAACCC ACGGGACCGA CCGATTACAA
10381 AGCCTAAATC TTCTCCAATG CTAAAAGTCC TAATCCCAAC ACTTATGCTA ATCCCAACAG
10441 CCTGGTTACT CAAACCCAGC TGACTCTGGC CCATGACTTT AATGTATAGC TTTTGCATCT
10501 CCTTGGTTAG CCTTTCATGA CTAAAGAACC TCTCAGAAAC CGGTGATCG TCACTTAGCC
10561 TCTTTATAGC TAACCGACTCC CTATCAACCC CCCTCCTCCT TCTTACATGC TGATTACTCC
10621 CACTAATAAT TTTGGCAAGC CAAAAACACA CAGCCTTAGA ACCTCTTAGT CGCCAGCGCA
10681 TGACATCAC ACTTCTCGCC TCACTCCAGT TTTTCCTAAT CCTAGCATT TTAGCTACTC
10741 AACTGGTAAT GTTTTACGTA ATATTTGAAG CCACCCTCAT CCCCACGCTA ATCATTATCA
10801 CCCGCTGAGG AAACCAACA GAACGTCTAA ACGCAGGAAC CTACTTTCTC TTCTATACAT
10861 TAGCGGGCTC ACTCCCTCTT CTCGTTGCTT TACTCCTACT CCAAAAACACA TCCGGCACCC
10921 TGTCGCTGTT AACCCCTCAC TATACGGACC CGCTCGCTCT CTCGCTTAT GCAGACAAA
10981 TATGATGAGC AGGTGTCTT TTAGCATTCC TGGTTAAAAT ACCCCTCTAC GGGGTCCACC
11041 TATGGCTCCC TAAAGCCAT GTTGAAGCCC CAATTGCAGG CTCAATAATC CTTGCAGCGG
11101 TTCTACTGAA GCTAGGGGGA TACGGCATGA TCCGCATAAT AACAAATATTG GAACCTCTAA
11161 CTAAGGAGTT AAGCTACCCC TTCATTGTCT TTGCACCTTG AGGGGTAATT ATAACGGGGT
11221 CAATTTGTCT ACGCCAGACA GACCTTAAGT CCCTAATTGC CTACTCCTCA GTCAGCCACA
11281 TAGGCCTAGT GGCTGGAGA ATTCTTATCC AATCACCTCG GGGCTTAACA GGGGCTCTTA
11341 CCCTCATAAT TGCACACGGG CTTACTTCAT CAGCCCTCTT CTGCTTAGCA AACACAAACT
11401 ATGAACGAAC CCACAGTCGA ACGATAGTCC TGGCGGAGG ACTTCAAGTA GCCCTACCAC
11461 TAATAGCCAC TTGATGATTT ATTTCTAGCT TGGCCAACTT AGCTCTGCCA CCACTACCCA
11521 ACCTCCTAGG GGACTGATA ATTATCACTT CTTTATCAA CTGGCTCTGA TGAACCTTGG
11581 CATTAACCGG TGCAGGCACT CTAATCACAG CTGGTTACTC CTTTACATA TTCTTAATAA
11641 CTCAGCGGGG CCTCTCCCA ACACATGTCA TTGCACCTGA GCCATCTCAC ACCCGAGAAC
11701 ACCTTCTTAT TGCACCTCAC CTCATCCCTT TAATTTACTT CGTACTTAAG CCCGAGCTGA
11761 TCTGAGGCTG AACTGCCCGT AGGTGTAGTT TTAACAAAAA CATTAGATCG TGATTTCTAA
11821 AATAAGGGTT AAAATCCCTT CTCCCACCGA GAGAGGCTCG CAGCAATGAG AACTGCTAAT
11881 TCCCACGACC TTGGTTGGAC CCCTAGGCTC ACTCGAAAGC TCCTAAAGGA TAACAGCTCA
11941 TCCGTTGGTC TTAGGAACCA AAAACTCTTG GTGCAAAATC AAGTAGCAGC TATGTACCCC
12001 ACCTCCTAAA TGATTTTATC GAGCCTGATC ACAATCTTTG CGTTACTAGC CTATCCTTTA
12061 ATCACCACGA TCCGCCCTAC ACCTCGGGAC CCTCAATGGG CTACCACCCA TGTCAAAAACA
12121 GCTGTAAAAA TAGCTTTCTT TGTTAGTCTG CTGCCCTGA CCCTATTTCT TAATGAGGGC
12181 GCAGAAACAA TCGTTACTAA CTGAACCTGA ATAAATACCA ACTCCTTCAA TGTGAGCATT
12241 AGCTTGAAT TTAGTTTCTA CTCAATTATT TTTACACCCA TTGCCCTTGA CGTAACTTGA
12301 TCCATCCTGG AGTTCGCATC ATGGTATATG CACGCAGACC CACACATGAA CCGCTTCTTT
12361 AAATACCTCC TGACGTTTCT GATTGCCATA ATCGTCTAG TAACCTGAAA CAATATGTTT
12421 CAACTATTTA TCGGTTGAGA GGGCGTGGGG ATCATATCGT TCTTACTTAT TGGATGGTGG
12481 TCCGACCGG CGATGCTAA CACTGCAGCG CTTCAAGCAA TACTTTACAA CCGAGTAGGG
12541 GACATCGGGG TTATCTTCGC CATGGCTTGA ATAGCAGCAA ACCTAAACTC CTGGGAGATG
12601 CAACAAATCT TTGCAACCAC CAAAGACATA GACTTAACCT ACCCTCTTCT CGGACTCATC
12661 ATGTCAGCAA CTGGCAAATC GGCTCAATTC GGACTTACC CTTGACTACC CTCCGCTATG
12721 GAGGTTCCCA CACCGGTCTC TARTCTAGCA CTATGGTCTG TGCCCGCATT
12781 TTTCTGCTAG TACGAATAAG CCCGCTACTG GAAAAACAAC AAACCGCCCT CACAACCTGC
12841 CTATGCTCG GAGCTCTTAC AACACTATTC ACTGCAACCT GTGCCCTCAC GCAAAATGAT
12901 ATTAATAAAA TCGTCGATT CTCTACATCC AGCCAGCTTG GGCTTATAAT GGTAAACCTT
12961 GGTCTAAACT AGCCACAAT AGCATTCTTT CACATCTGTA caCATGCCTT CTTCAAGGCT
13021 ATACTATTTT TATGCTCCGG ATCTATTATC CACAGCCTAA ATGATGAACA AGATATCCGG
13081 AAAATAGGGG GCATACACCA CCTTGCACCT TTCACATCCT CTTGCCTAAC TATTGGCAGC
13141 CTCGCCCTCA CAGGAACCCC CTTCTTGGCT GGCTTCTTCT CTAAAGATGC CATCATCGAA
13201 GCATTGAACA CATCCCACCT AAACGCCTGA GCCCTAACCT TAACCCTCCT AGCCACCTCT
13261 TTTACAGCAA TCTACAGCTT TCGAGTAGTA TTTTTTGTAC CCAATGGGCCA CCCCAGATTT
13321 AGTCCCTCT CTCCGATCAA CGAAAACAAC CCAGCAGTGA TTAACCCACT TAAGGACTA
13381 GCATGGGGGA GTATCGTTGC AGGCTTACTA ATTACCTCTA ATATTACACC CTTGAAAACC
13441 CCTGTATAT CTATACCTCC CCTCCTTAAA CTAGCTGCTC TTGCAGTCA AATCATCGGC
13501 CTCTTTGTTG CTATAGAGCT CGCCATGTTA ACCAACAAAC AATATGAGCC AATACCCAAC
13561 ACGCACATAC ACCACTTCTC TGCCTTATTA GGCTTCTTCC CCGGGGTTAT ACACCGCCTA
13621 ACCCTGTAT TGCTCTTCTT CCTAGGCCAA AACATTGCTA ACCAACACAGT AGATCAGACA
13681 TGATTAGAAA AAACGGGCC CAAAGCCATT GAAGCCGCTA ACCGACCTCT CGTCTCCTCT
13741 ACAAGTAACA TTCAACGGGG GGTAAATCAA ACATATCTCA CCCTCTTCTT CTTACACTA
13801 GCCCTTATA TCCCCTTATT CATCACCTAA ACCGCTCGCA ACGCCCTCG ACTCATAACC
13861 CGAGTTAATC CAAGGACTAC AAATAAAGTT AAAAGCAATA CCCATGCACT AGTGATTAAC
13921 AACCCACCC CAGAAGAGTA TATTAAGGCT ACCCTCCAA TATCACCTCG AAACACGGAA
13981 AACTCCCCTA ACTCATCTGC TAGAACCCAA GAAGATTCTAT ACCACCCCTC TCAAAACAGC
14041 CCGGAAACTA ATAATACTCC CCTGTGTAG ACAACTCCGT ATACCATTAC CGACCAACTA
14101 CCCAGCTCT CTGGGTACGG CTCAGCAGCT AACGCTGCTG AATATGCAAA TACACTAAC
14161 ATCCCCTTAA AGTAAATTA GAACAAGACT AGTGACAAAA AGGGCCCTCC ATGCCCGACT
14221 AATATACCAC ACCCCATGCC AGCTACCACA ACCAAACCCA AAGCAGCAAA ATAAGGGGAC
14281 GGATTAGAAG CAACTGCAAC TAACCCCAAC ACAAGAGAAA ATAAAACTAA ATATATAGCG
14341 AAAGTCATAA TTCTGCGAG GACTTTAACC AGGACTAATG GCTTGAATAA CCACCGTTGT
14401 TATTCACATA CAAGAACCCT AATGCCAGT CTACGTAAT CCCACCTCT TCTAAAAATC
14461 GCAAACGATG CTTTAGTCGA CCTCCCGCC CCTCTAATA TCTCGGTTTG ATGGAACCTT
14521 GGTCTCTTT TAGGACTCTG TTTAATTACC CAAATTGCGA CCGGCTTATT TCTAGCCATA
14581 CACTACACT CAGACATGCT TACTGCCTTC ACCTCCGTGG CCCACATCTG TCGAGACGCT
14641 AACTACGGCT GACTTATCCG AAGCATTAT GCCAACGGCG CATCATCTTT TTTCAATTGC
14701 CTCTACCTTC ATATTGGCCG AGGACTATAC TATGGCTCTT ACCTCTATAA AGAAACATGA
14761 ACTGTTGGGG TTATTCTTCT CTTCTCGTA ATAATAACAG CTTCTGTTGG ATACGTCCTC
14821 CCTGAGGAC AAATGTGCTT TTGAGGTGCA ACCGTTATTA CCAACCTTCT ATCTGCCGCT
14881 CCCTACGTCG GAAACACCTT AGTCCAATGA ATCTGAGGGG GTTTTTCTGT AGACAATGCT

14941 ACCCTCACCC GGTTCCTTGC CTTCACCTTT CTCTTCCCCT TCATCATCGC TGCCGCAACA
15001 TTAATTCATC TACTCTTCT TCACGAGACT GGCTCAAACA ACCCCACCGG GCTAAACTCA
15061 GATCCCGACA AAGTTCCCTT TCACCCCTAC TTCACTTACA AAGACCTCTT GGGCTTTGCA
15121 GTACTTCTTA CTGCATTAGC ATCCCTAGCC CTATTTTCCC CAAATCTCTT AGGAGACCCA
15181 GATAACTTTA CCCCTGAAA TCCGCTTGTT ACTCCCCCAC ACATTAAGCC AGAGTGATAC
15241 TTCCTGTTTG CCTATGCTAT TCTACGCTCC ATTCCAAACA AACTTGGAGG AGTACTTGCC
15301 CTTTTATCTT CCATCTTAGT TCTTATGCTC GTCCTTTTCC TTCATACCTC TAAACAACGA
15361 AGCCTAATAT TCCGTCCCCT AACACAATTC TTGTTTTGGT CTTTAGTAGC AGACGTTATG
15421 ATCTAACCTT GAATTGGAGG GATGCCCGTA GAACACCCCT TCGTCATCAT TGGACAAGTA
15481 GCGTCTCTCC TTTACTTCTC CCTCTTCTTA GTCCTGATCC CAACAGCAGG TTGACTAGAG
15541 AATAAAGTCC TTGGATGAAA ATGCAC TAGT AGCTCAGCAC ACAGAGCCCC AGTCTTGTA
15601 ACTGGCCGTC GGAGGTTAGA ATCCTCCCTA CTGCTCAAAG AAAGGAGATT TCAACTCCTA
15661 CCCTAATCTC CCAAAGCTAG GATTCTAGCA CTAACCTATT CTTTGTGGTA CATAAATGTA
15721 CAATGAAGGA TTTTCATATA CATGTATGTA ATAACACCAT ATATTTATAG TAACCATTTT
15781 ATGTGATGTA CTAGACATA CATGTATAAT CACCAAATCT CGTAATACAG CACTCATTTCA
15841 TCAACATTTT TAACTAAGAT AGACTAAAAC CTGAATAATC ACTAATCTTA AATATGTGAA
15901 AGTCCAGGAC CAGTCGAAAT CTAAGACCGA ACACAACACT CATCAGTCGA GTTATACCAA
15961 GACTCAAAAT CTCGCCGACC CCAAAAATCCT ATGTAGTAAG AGCCTACCAA CCGGTGATTC
16021 CTTAATGATA ACTCTTATTT AGGGTGAGGG ACAAAAATTT TGGGGTTC ACTCGGTGAA
16081 TTATTCTTGG CATTTGGTTC CTACTTCAGG GCCATTGATT GATGTTATCC CTCACACTTT
16141 CATCGACACT TACATAAGTT AATGTTGATA ATACATACGA CTCGTACCC ACCAAGCCGG
16201 GCGTTCACCT CAGCGGGTAA GGGGTTCTCT TTTTTTTTTT CTTTCACTT GACATTTGAG
16261 AGTGCATGTA GCCAACAGAG ACGTTTAAAG GGTGAGCACT TTTCTTGCC GCGCGGTACA
16321 TAGTATTCGT GTAATGAGTC TTTATTAGAA GAATAACATT AAGTGTATC ATGTGCATAA
16381 AGATTTGCTC ATTTCTCTG TCATCCCAG GATACCCCT TTTTGTGCGG CAAAACCCCC
16441 CTACCCCTCT AAACCCCTGA AGTTGCTAAG ACCCCTGAAA ACCCCCGGA AACAGGACAA
16501 ACCTGTGTA GCTCAgAAG GGCAATTACT TTTCAACCAC TTTTCAACCA ACTTTCAACC
16561 CACAAATACC CCTGGgTTAT CgTAACCCCA CCAGTTGTTT TAATAATACC ACTTTTCAAC
16621 CCACAAATAC CCTGGCTTA TCATAACCC ACCAGTTGTT TTAATAATAC CACTTTTCAA
16681 CCCACAAATA CCCCTGGCTT ATCATAACCC CACCAGTTGT TTTAATAATA CCACTTTTCA
16741 ACCCACAAAT ACCCTGGCT TATCATAACC CCACCAGTTG TTTTAATAAT ACCACTTTTC
16801 AACCCACAAA TACCCTGGC TTATCATAAC CCCACCAGTT GTTTTAATAA TACCCTTTT
16861 CAACCCACAA ATACCCTGG CTTATCATAA CCCACCAGT TGTTTTAATA ATACCCTTT
16921 TCAACCCACA AATACCCTG GCTTATCATA ACCCCACCAG TTGTTTTAAT AATACCCTT
16981 TTTCAACCCAC AAATACCCTT GGCTTATCAT AACCCACCA GTTGTTTTAA TAATACCAC
17041 TTTCAACCCA CAAATACCCC TGGCTTATCA TAACCCACC AGTTGTTTTA ATAATACCAC
17101 TTTTCAACCC ACAATACCCC CTGGCTTATC ATAACCCACC CAGTTGTTTT AATAATACCA
17161 CTTTTCAACC CACAAAATACC CCTGGCTTAT CATAACCCCA CCAGTTGTTT TAATAATACC
17221 ACTTTTCAAC CCACAAAATAC CCTGGCTTA TCATAACCC ACCAGTTGTT TTAATAATAC
17281 CACTTTTCAA CCCACAAATA CCCCTGGCTT ATCATAACCC CACCAGTTGT TTTAATAATA
17341 CCACTTTTCA ACCCACAAAT ACCCTGGCT TATCATAACC CCACCAGTTG TTTAATAAT
17401 ACCACTTTTC AACCCACAAA TACCCTGGC TTATCATAAC CCCACCAGTT GTTTAATAA
17461 TACCCTTTT CAACCCACAA ATACCCTGG CTTATCATAA CCCACCAGTT TGCTTAATA
17521 ATACCCTTT TCAACCCACA AATACCCTG GCTTATCATA ACCCCACCAG TTGTCTTAAT
17581 AATACCCTT TCAACCCAC AAATACCCTT GGCTTATCAT AACCCACCA GTTGTCTTAA
17641 TAATACCCT TTTCAACCCA CAAATACCCC TGGCTTATCG TAACCCACC AGTTGTCTTA
17701 ATAATACCAC TTTTCAACCC ACAATAACCT AAAACCCACA AACGCCGTAT CACCTTCTT
17761 ATGATCAAAA AACTACTGTT TAGATTATTT CAAGTATTT TTTCCACCACC CTAACCTACGA
17821 AAGGCATAAA ACAGAATCCA AGAAAATGTC TCCATCCAAA ACTATCTTTT TTAACCGATA
17881 AGCCCTTAAG TCCCCCTGAG AACCAGCCTT TTACCGCCCC AAAGGTTAAA CACAAACAAA
17941 CTACCACCTC TAGGTGTGTT TAGAAAATTT ACT

Hippoglossus hippoglossus 4 17729 bp

1 GCTAACGTAG CTTAATTAATA GCATAACACT GAAGATGTTA AGATGAGCCC TAGAAAGCCC
61 CGGGAGCACA AAGGCTTGGT CCTGACTTTA CTGTGCGATT TAACTAAACT TACACATGCA
121 AGTATCCGCC CCCCTGTGAG AATGCCACCA ACTCCCTGCT TGGGAACAT GAGCCGGTAT
181 CAGGCACAAG CCCAGCTAGC CCACGACGCC TTGCTTAGCC ACACCCCTCAA GGGAACTCAG
241 CAGTGATAAA TATTAAGCCA TAAGTGAAAA CTGACTTAG TTAAGGTTAA GAGGCGCGGT
301 AAAACTCGTG CCAGCCACCG CGGTTATACG AGAGGCCCAA GTTGACAAAC AACGGCGTAA
361 AGAGTGGTTA GGGGATTTAC TAAACTAGAG CCGAACGCTT TCAAAGCTGT TATACGCACC
421 CGAAAGTATG AAACCCAATT ACGAAAGTAG CTCTACTCAT CCTGAACCCA CGAAAGCTAA
481 GAAACAAACT GGGATTAGAT ACCCCACTAT GCTTAGCCCT AAACATCGAT TGCATATAC
541 ACTCCATATC CGCCCGGAA TTATGAACAT CAGTTTAAAA CCCAAAGGAC TTGGCGGTGC
601 TTAACATCCA CCTAGAGGAG CTTGTTCTAG AACCGATAAC CCCCCTTAAA CCTCACCTTC
661 TCTGTGTTTA TCCGCCTATA TACCACCGTC GTCAGCTTAC CCTGTGAAGG CTTTACAGTA
721 AGCAAAATG GCACAGCCCA AAACGTGAGG TCGAGGTGTA GTGAATGAGG GGGGAAGAAA
781 TGGGCTACAT TTGCTAAACA TAGCAAAAC GAATGTTGCA TTGAAACATG TAACTGAAGG
841 AGGATTTAGC AGTAAGCAGG AAATAGAGCG TCCCGCTGAA ACTGGCCCTA AAGCGGCAC
901 ACACCGCCCG TCACCCTCCC CAAGCCCCCT AAATAAACT AATTAATAACC CTACAACCCG
961 CGAAGGGGAG GAAAGTCGTA ACATGGTAAG TGTACCGGAA GGTGCGCTTG GAAAAATCAG
1021 AGTGTAGTA AGATAGTATA CAGCATCTCA CTTACACCGA GAAGACGTCC GTGCAAGTCC
1081 GACCACCTG ACCGCTATTA GCTAGCCCAA CCCCTTAAAC CAACAGACCC CACTTTATAA
1141 CCCTAAAGC ACGAAACACC CACGTAGCTA AACCATTTCT CCCCCTAAGT CCAGGCATA
1201 AAAAGGAAA TTTTGGAGCA ATAGAAAAG TACCGAAGG GAAAGCTGAA AGAGAGATGA
1261 AAAAGCCAG TAAAGCTTAA GAAAGCAGAG CTTAGTGCTC GTACCTTTTG CATCATGATT
1321 TAGCTAGCAG TTTCAAGCAA AGAGAACCCTA CAGTTGTGTA CCCCAGAACT GAGTGAGCTA
1381 CTCGAAGACA GCCTATTTAT AGGGCGAACC CGTCTCTGTG CAAAAGAGT GGGAAAGGCT
1441 TTGAGTAGAG GTGACAAACC TACCGAAGCT AGTTATAGCT GGTGCTGT GAATTGAATA

1501 GAAGTTCAGC CCCCTGGGTT CTCCACTCAT GCACTTTGTT AACCCCTCAG ATGCAATGAG
1561 AAACCAGGGG TGTTAGTCAA AGGGGGTACA GCCCCTTGA TACAAGACAC AACTTTCTCA
1621 GCAGGATAAA GATCATATTC AAATAAGGAC AAATGTTTTA GTGGGCCATA AAGCAGCCAC
1681 CTAATAGAAA AGCGTTAAAG CTCAAACATA AAGCCCTCCC GGTATAACCGA TAACCCTATC
1741 TTATTTCCCC ACATTTAACA GGCCCTCCTA TGCACCACAT AGGAACGACT ATGCTAATAT
1801 GAGTAATAAG AGGGTATAAT CACCCTCTCC TTGCACATGT GTAAATCGGA ACGGACCCCC
1861 CACCGAATCT TAACGGCCCC AATCAAAGAG GGTATTGGAA ACTACCACAA ATTTAGGCCA
1921 GAAAAACATC CAATGCAAA CCGTTAACCC CACACTGGTG TGCCCCAAAAG GAAAGACCAA
1981 AGGGGGGAGA AGGAACTCGG CAAACATACC CCAAGCCTCG CCTGTTTACC AAAAAACATCG
2041 CCTCTTGCAAT AACACAGTA TAAGAGGTCC CGCCTGCCA GTGACCATAT AGTTCAACGG
2101 CCGCGTATT TTGACCGTGC AAAGGTAGCG TAATCACTTG TCTTTTAAAT GAAGACCTGT
2161 ATGAATGGCA TAACGAGGGC TTAACGTGCT CCTTCCCCCG GTCAATGAAA TTGATCTCCC
2221 CGTGCAGAA CCGGGATTAA ACCATAAGAC GAGAAGACCC TATGGAGCTT TAGACACACA
2281 GGTGGGCCAT GTCAAATACC CCTAGCTAAG GGCCTGAACT AAATGGAATC TGCCCTGATG
2341 TCTTCGGTGG GGGCAGCCAT GGGGAATACA AAACCCCCAC GTGGAAGGGG AGCACACCCC
2401 TAAGTTACTT CTCTCCCCG AAGCCAGAGC AACAGCTCTA ACCAGCAGAA ATTCTGACCA
2461 AACTGATCCG GTAAAACCGA TCAACGAACC AAGTTACCCT AGGGATAACA GCGCAATCCC
2521 CTTTTAGAGC CCATATCGAC AAGGGGGTTT ACGACCTCGA TGTTGGATCA GGACATCCTA
2581 ATGGTGCAGC CGTATTAAAG GGTTCGTTTG TTCAACGATG AAAGTCTAC GTGATCTGAG
2641 TTCAGACCGG AGTAATCCAG GTCAGTTTCT ATCTATGACA TGATCTTTTC TAGTACGAAA
2701 GGACCGAAAA GAGGAGGCC CTGCTAAAAG TACGCCTCAC CCCCACCTAA TGAAAAAATC
2761 TAAACTAGGC AAAAGGGCAT AACCCCTTTG CTGGAGATAA CAGCAAGTTG GGGTGGCAGA
2821 GCTGTCGAC AAACAAATTC TCGAACCTTA ACCGCCCTT TCTACAGAGG TTCAAATCACT CTCCCTAAGT
2881 ATGATTTCAA CTCTCATTAC TCATATTATC AACCCACTAA CCTTTATTGT GCCTGTATTG
2941 CTAGCCGTAG CATTCCCTAC CCTCCTTGAA CGAAAAGTGC TAGGCTACAT ACAACTACGA
3001 AAAGGGCCAA ACATTGTTGG GCCTTACGGC CTCCTCAAC CTATTGCTGA TGGCGTAAAA
3061 CTCTTTTATA AAGAACCCTA TCGACCTTCA ACCGCATCAC CCGTCTTATT CCTGTGAGCC
3121 CCTATGCTCG CTCTCACACT AGCCCTAAC CTTTGAGCCC CCATACCTTT CCCGTACCCCT
3181 GTCGTGGACC TTAACCTAGG TATTTTATTT ATTCTAGCTC TATCTAGCCT TGCAGTATAT
3241 TCTATTCTGG GCTCCGGCTG AGCATCTAAT TCAAAATATG CCCTAGTAGG GGCAGTGCAG
3301 GCTGTGCGAC AAACAATTTT TTACGAAGTT AGCCTTGGAC TCATCTTATC AAACATTATC
3361 ATCTTACCCG GGGGCTTAC ACTCCAAACC TTAAACACAG CCCAAGAGGC CATTTGACTG
3421 GTAGTGCCCG CTTGACCGCT GGCTGCCATA TGATATATCT CCACCTTTCG CGAAACAAAC
3481 CGTGCACCC TCGACTTAAC AGAAGGAGAA TCTGAACTTG TCTCGGGCTT CAACGTAGAG
3541 TAGCGAGGG GACCCTTCGC CTTGTTCTTC TTAGCCGAAT ATTCGAATAT TCTCCTAATA
3601 AATACCCTGT CCGCTACACT ATTTTTAGGG GCCTCCACCA TCCCATCTAT CCCGGAATTA
3661 ACTAGTATCA ATATTATGAC TAAAGCAGCC CTTCTATCAA TTGTCTTCCT GTGGGTCCGA
3721 GCTTCGTACC CGCGATTCCG TTACGACCAA CTTATGCACC TCATTTGAAA AAACCTTCTT
3781 CCACTGACTT TGGCACTAG TATCTGACAC TTGGCGCTCC CTATTGCTC CGCTGGTCTC
3841 CCACCACAA TATAGGGCGA GGAGCTGTGC CTGAATTTAA AGGGCCACTT TGATAGAGTG
3901 AATTATGGGG GTTAGAGTCC CCCCACCTCC TTAGAAAGAA GGGGATCGAA CCCAACCTGA
3961 AGAATCAAAA ACTCTTCGTG CTTCTCTTAC ACCACTTCTT aGTAAGGTCA GCTAAATAAG
4021 CTCTTGGGCC CATACCCCAA CCATGTAGGT TTAATCTCT CTTTGTCTAA TGAACCCCTA
4081 CATCTTGACC ACTCTTCTAT TTGGTTTGGG CCTTGGAACA ACACCTCACGT TTGCAAGCTC
4141 AACTGGCTC CTCGCTTGAA TAGGACTTGA GATTAATACA CTAGCCATTA TTCCCCTAAT
4201 AGCCCAACAC CACCACCCCC GGGCAGTCGA AGCTACTACT AAATACTTTC TCGCACAAAG
4261 CACAGCAGCC GCCACCTTCC TGTTTGCAAG CACTACCAAC GCTTGACTCA CAGGCCAGTG
4321 GGATATTCAA CAGATAACAC ATCCCCTCCC CACAACAATG ATTGTTATTG CCCTCGCGCT
4381 AAAGGTCCGA CTGGCACC AA TGCACCTTG ACTCCCCGAA GTACTCCAAG GGCTAGACCT
4441 GACCACCGGG CTCATCTCT CAACCTGACA AAAACTTGCA CCCTTTGCC TCTTACTACA
4501 AATTCAAACA ACCAACCCTA CGCCTTAAT CATTATTGGC TTAATATCCA CTCTCGTTGG
4561 TGGCTGAGGT GGTCTCAACC AAACCCAGCT GCGCAAGGCT CTCGCCTACT CCTCAATTGC
4621 CCACCTTGGC TGAATAATGC TCATCCTTCA ATTTTACCC CTCCTTGCCC TTCTCACCCCT
4681 CCTCACGTAC TTTACTATGA CTTTCTCAGC ATTTCTAATT TTTAAAGTAA ACAAAGCGAC
4741 CACCGTCAAT GCCCTCGCCA TCTCGTGAAC AAAAATCTCT GCCCTCACAG CCCTAGCACC
4801 CCTGGTTTTA CTTTCTCTCG GCGCCCTTCC TCCCCTTACC CTTCTCAGTGC CCAAGTGATT
4861 CATCTTTCAG GAACTGACTA AACAAGACCT TCCGGCACTT GCCACCCTCG CCGCTTAAAC
4921 TGCCCTCTTG AGTCTCTACT TCTACTTGGC CCTCTCGTAT GCAATAACCC TCACAATATT
4981 CCCCACAAC CTAATTGGTG TCACCTCCCTG ACGATTCTAC TCCCCCAAT TTACACTTCC
5041 CCTCGCCGT TCCACTGCAG CAACACCCCT TCTTCTCCCA CTAGCCCCCG CTGCGCTAGC
5101 ACTACTGGTC ACCTAAGGGA CTTAGGCTAG CACTTAGACC AATGGCCTTC AAAGCCGTAA
5161 GCGTGAGTGA AAATCTCTCA GTCCCTGTTA AGACTTGGCG GCTACTATCC CACATCTTCT
5221 GCATGCAAG CAAACACTTT AATTAAGCTA AAGCCTTTCT AGATAGGAAG GCCTTGATCC
5281 TACAATAATCT TAGTTAACAG CTAAGTGCCC AATCCAGCGA GCATCTATCT ACTTTTCCCC
5341 GCCTAATTTA GAAACTAAAA GGGGGGAAA AGCCCCGCA GGCAGTTAGC CTGCTTCTTT
5401 AGATTTGCAA TCTAACATGT AACACCCAG GGCTTGGTAA GAAGAGGGCT TGACCTCTG
5461 TCTATGGGTC TACAATCCAC CGTTAACTC AGCCATCCTA CCTGTGGCAA TCACACGTTG
5521 ATTTTTCTCG ACCAATCACA AAGACATCGG CACCCTTAT CTCTGATTTG GTGCGTGGAG
5581 CGGAATAGTG GGGACAGGCC TAAGTCTGCT TATTCGGGCA GAACTAAGCC AACCCTGGGG
5641 TCTCTGGGA GACGACAAA TTTATAATGT GATCGTCACC GCACAGCCT TTGTAATAAT
5701 CTTTTTTATA GTAATACCCA TTATGATTGG GGGGTTCCGA AACTGGCTTA TTCCACTAAT
5761 AATTGGGGCC CCAGACATGG CGTTCCTCTG AATGAATAAT ATGAGTTTCT GACTTCTTCC
5821 CCCCTCCTTT CTCTCTCTCT TAGCCTCTTC AGGTGTTGAA GCCGGAGCAG GTACCCGATG
5881 AACCGTGTAC CCCCCACTAG CTGGCAATTT AGCCCCAGCC GGGGCATCCG TAGACCTGAC
5941 AATCTTCTCA CTTACCTTG CAGGAATTTCT CAATTTCTG GGGGCAATTA ACTTTATTAC
6001 TACCATCAT AACATGAAC CCACAACAGT CACTATGTAC CAAAATCCCGT TATTGTTTTG
6061 AGCCGTTCTT ATTACAGCCG TACTTCTTCT TCTGTCCCTG CCCGTTTTAG CCGCAGGGAT
6121 TACAATGCTA CTAACAGACC GCAACCTTAA CACGACCTTC TTTGACCCTG CCGGAGGAGG
6181 TGACCCCAT CTCTACCAAC ACCTATTCTG ATTCTTTGGT CACCAGAGG TATACATTCT

6241 TATCCTCCCA GGCTTCGGAA TAATTTCTCA CATTGTTGCA TACTATGCAG GTAAGAAAGA
6301 ACCTTTTGGC TACATGGGGA TAGTCTGAGC TATAATGGCC ATTGGACTCC TGGGCTTCAT
6361 TGCTGGGCCC CATCACATAT TTACAGTCGG AATAGACGTA GATACACGAG CCTACTTTAC
6421 CTCTGCCACA ATAATCATTG CAATTCCAAC TGGCGTAAAA GTCTTTAGCT GACTCGCAAC
6481 CCTCCATGGG GGAAGCATTA AATGAGAAAC GCCCCTTCTA TGAGCCCTCG GCTTTATTTT
6541 CCTCTTTACA GTAGGCGGTC TCACTGGCAT TGTCTTAGCT AACTCCTCTC TCGATATTGT
6601 TCTGCATGAC ACATACTATG TAGTCGCCCCA CTTCCTACTAT GTACTATCTA TGGGTGTGTG
6661 ATTTGCAATC GTTGCCGCCT TCGTCCATTG ATTTCCGTTA TTTACAGGCT ATACCCTTCA
6721 CTCACATGTA AAAAAATCC ACTTCGGCCT GATGTTTATT GGGGTCAATC TAACATTCTT
6781 CCCTCAACAT TTTCTGGGCC TGGCTGGGAT ACCCCGACGG TACTCAGACT ACCCAGACGG
6841 ATACACCCTT TGAAACACTG TTTTATCAAT TGGGTCCCTA ATGTCCCTCG TTGCTGTAAT
6901 TTTATTCTTA TTCATTATTT GAGAAGCATT TACAGCCAAA CGAGAAGTCG GAGCAGTAGA
6961 ACTAACTGCA ACTAACATTG AATGACTTTA CGGCTGCCCT CCCCCTACC ACACATTTGA
7021 AGAGCCCGCA TTCGTACAAG TTCGTATAAA TTCGAACAaa CTAACGAGAA AGGGAGGAGT
7081 TGACCCGACA TCAATTGGTT TCaagCCAAC CACATAACCG CTCTGTCACT TTCTTCaCa
7141 CACACCAATA AGATACTAGT AAAACGCTAT AACACTGCCT TGTCAAGgCa GAATTGTGGG
7201 tTCAACCCCC GCGTATCTTA AACGCAATGG CACATCCCTC ACAACTCGGA TTTCAAGACG
7261 CAGCTTCACC CTTAATAGAA GAACTACTTC ACTTCCACGA CCACGCCTTA ATAATTGTAA
7321 TTCTCATTAG CACAATGGTA CTTTATATTA TTGCGGCTAT AGTCACAGCC AAACTAACAG
7381 ATAAAcTGT ACTAGACTCT CAAGAAATTG AAATTATCTG AACAGTTCTC CCAGCTGTTA
7441 TTCTTATCCT TATCGCCCTA CCATCCATCC GAATTTTGTA CTTAATAGAC GAAATTAATG
7501 ACCCCACCT TACAATCAA GCCATCGGCC ACCAATGATA CTGAAGCTAC GAATACACAG
7561 ACTACGAAGA CCTCGGTTTT GACTCATACA TAATCCCCAC ACAAGACCTG ACCCCGGAC
7621 AATTCGACT ACTAGAAGCA GACCACCGAA TAGTAATCCC AGTAGAATCT CCAATTGCGG
7681 TTTAATCTC GGCTGAAGAT GTCTTACATT CCTGGGCAGT CCCCCTCTA GCGTAAAAG
7741 TTGACGCCGT ACCTGGACGA TTGAACCAAG CAACCTTTAT TGTTAGCCGA CCAGGCGTAT
7801 TTTTCGGACA ATGTTCTGAA ATTTGCGGGG CTAACCATAG TTTTATACCC ATTGTTGTAG
7861 AAGCAGTCCC CCTTGAACAC TTTGAGAACT GGTCTTCACT AATAATTGAA GACGCCTCGC
7921 TAAGAAGCTA ATAAGTACAA GCGTTAGCCT TTTAAGCTAA AGACTGGTGC CTAACAACCA
7981 CCCTAGCCTA CATGCCTCAA CTGAACCCCG CACCCTGATT TGCAATTTTA GTTTTCTCTT
8041 GAATAACTCT TTTAACTGTT ATTTCCCCCA AAGTTTTAGC ACACACCTAT CCCAATGAAC
8101 CCACCTCCCA AAGCACACAA AAACCTAAAA CAGAGCCCTG AAACGACCA TGATACTAAG
8161 CTCTTTGAC CAATTTATAT CCCCTTACATA CCTCGGCATT CCACTAATTG CACTAGCGAT
8221 TAGCCTGCCT TGAATTCGT TCCCAACCCC TCAAGCCCGC TGATTAACAAC ACCGCGTGT
8281 AACACTCAG GGTGATTTA TTAGCCGCTT CACCTCACAA CTTCTTCTAC CCTTAAACCC
8341 TGGGGGCCAC AAGTGGGCAG TTCTATTAC CTCGTTAATA GTTTTCTCTAT TTTCTATCAA
8401 CATGCTAGGA CTCTTCCAT ACACCTTCC ACCAACAACC CAACTCTCCC TTAACATGGG
8461 CCTCGCAGTA CCCCTTTGAT TGGCAACTGT CATTATCGGG ATACGAAATC AACCAACGCA
8521 TGCCCTAGG CACCTTCTTC CAGAAGGCAC CCCACTGTG CTCATCCCTG TACTTATTAT
8581 CATTGAACA ATTAGCCTAT TCATTCGACC CTTAGCTCTC GGTGTCCGAC TAACAGCAAA
8641 TCTCACAGCA GGCCACCTCC TTATTCAACT CATTGCAACA GCTGCCTTCG TCCTTCTTCC
8701 CCTCATACCT GTTGTGCTA TCTTAAACAAC GGTGGTCCCT TCCTCCTCA CTCTACTAGA
8761 AGTAGCCGTT AACATGATT AAGCTTATGT CTTTGTCTA CTCCTAAGCC TATACTACA
8821 AGAGAACGTT TAATGGCCCA TCAAGCACAC CCATACCACA TAGTCGACCC CAGCCCATGA
8881 CCCTAACAG GGGCTATTGC TGCCCTATTG ATAACATCTG GCCTTGCTAT CTGATCCAC
8941 TTCCACTCCA CAACCTAAT AACTATTGGG ACAATCCTTC TCACCTAAC AATCTTCCAA
9001 TGATGACGGG ACGTCGTACG AGAAGGCACA TTTCAAGGAC ACCACACTCC CCCCCTCAA
9061 AAAGGCCCTC GATATGGGAT AATTTTATTT ATTACCTCAG AAGTCTTATT CTTCTTAGGC
9121 TTCTTCTGAG CCTTTTACCA CTCAAGCCTA GCACCTACCC CTGAGCTAGG CGGCTTCTGA
9181 CCACCAGCAG GCATTACTCC CTTAGACCCA TTTGAAGTCC CACTTCTTAA CACAGCAGTC
9241 CTGCTCGCTA CTGGCGTAAC TGTTACCTGA GCACATCACA GCATTATGGA GGGTAAACGA
9301 AAACAAACTA TTCAATCTCT TGCTCTTACA ATCTTACTCG GGGGGTACTT CACTTTCCTT
9361 CAAGGCCCTAG AGTATCACGA AGCCCCCTTC ACCATTGCAG ACGGGGTTTA CGGCGCTACA
9421 TTCTTTGTTG CCACCGCTT CCACGGATTA CACGTCTTAA TTGGCACATC ATTCTTAGCC
9481 GTTTGTCTAT TACGCCAGAT TCTTACCATT TTCACATCAA ACCACCCTT TGGGTTTGAA
9541 GCAGCCGATG GATACTGACA CTTCTGTAGC GTCGTCTGAC TTTTCTCTA TATCTTATT
9601 TACTGATGAG GATCTTAATC TTCTTAGTAT TAAATCTAGT ATAAGTGACT TCCAATCACC
9661 CCGTCTTGGT TAAAATCCAA GGAAGATAA TGAGCCTTCT CCTAACCATC ATTTGATTG
9721 CCACCTCTC CTCGACAGTA CTAGCCCTTG TATCCTTTTG ATTACCCCAA ATTACACCAG
9781 ACCACGAAAA GCTATCGCCG TACGAGTGCG GCTTTGACCC AATAGGATCC CCCCCTGTC
9841 CTTTTTCACT GCGGTTTTTC CTCATCGCCA TCCTCTTCT TCTCTTCGAT TTAGAAATTG
9901 CTCTCCTCCT CCTCTTCCA TGAGGAGACC AACTAGCATC GCCACTACTG ACGTTCACCT
9961 GAGCTACAGC TGTCTAGCC CTTCTAACCC TTGGCCTCAT TTACGAATGA ATGCAAGGAG
10021 GTCTAGAATG GGCTGAATAG GTGGTTAGTC TAAGAAAAAC ATTTGATTTT GGCTCAAAAA
10081 CTTGTGGTTT AAATCCGCAA CCGTTAATG ACCCCACAC ACTTTGCCTT CTCTCAGCC
10141 TTTCTTCTGG GTTTAACAGG CCTGGCATT CACCGGTTTC ACCTCCTTTC CGCCCTATTG
10201 TGCCCTGAAG GAATAATACT ATCCCTATTT ATTGCTCTCT CCCTATGAAC GCTCCAACCT
10261 GACTCAACCA ACTTTTCAGC ATCTCCAATA CTTCTGTGTG CATTTTCAGC CTCCGAAGCA
10321 AGCGCCGGCC TCGCCCTATT AGTAGCCACT GCTCGAACC ACGGGACCGA CCGATTACAA
10381 AGCCTAAATC TTCTCCAATG CTA AAAAGTCC TAATCCCAAC ACTTATGCTA ATCCCAACAG
10441 CCTGGTTACT CAAACCCAGC TGACTCTGGC CCATGACTTT AATGTATAGC TTTTGCATCT
10501 CCTTGGTTAG CCTTTCTATGA CTA AAGA AACC TCTCAGAAAC CGGCTGATCG TCACTTAGCC
10561 TCTTTATAGC TACCGACTCC CTATCAACCC CCCTCCTCGT TCTTACATGC TGATTACTCC
10621 CACTAATAAC TTTGGCAAGC CAAAAACACA CAGCCTTAGA ACCTCTTAGT CGCCAGCGCA
10681 TGTACATCAC ACTTCTCGCC TCACTCCAGT TTTTCTAAT CCTAGCATTT AGCGCCACCG
10741 AACTGGTGAT GTTTTACGTA ATATTTGAAG CCACCTCAT CCCCACGCTA ATCATTATCA
10801 CCCGCTGAGG AAACCAACA GAACGTCTAA ACGCAGGAAC CTACTTTCTC TTCTATACAT
10861 TAGCGGGCTC ACTCCCTCTT CTCGTTGCTT TACTCCTACT CCAAAAACACA TCCGGCACCC
10921 TGTCGCTGTT AACCTTTCAC TATACGGACC CGTCTGCTCT CTCGCTTAT GCAGACAAAC

10981 TATGATGAGC AGGCTGTCTT TTAGCATTC TGGTTAAAA ACCCCTCTAC GGGGTCCACC
11041 TATGGCTCCC TAAAGCCCAT GTTGAAGCCC CAATTGCAGG CTCAATAATC CTTGCAGCGG
11101 TTCTACTGAA TCCTAGGGGA TACGGCATGA TCCGCATAAT AACAAATATTG GAACCTCTAA
11161 CTAAGGAGTT AAGCTACCCC TTCATTGTCT TTGCACCTTG AGGGGTAATT ATAAGTGGGT
11221 CAATTTGTCT ACGCCAGACA GACCTTAAGT CCCTAATTGC CTACTCCTCA GTCAGCCACA
11281 TAGGCCTAGT GGCTGGAGGA ATTCCTATCC AATCACCCCTG GGGCTTAACA GGGGCTCTTA
11341 CCCTCATAAT TGCACACGGG CTACTTCAT CAGCCCTCT CTGCTTAGCA AACACAAACT
11401 ATGAACGAAC CCACAGTCGA ACGATAGTCC TGGCGCGAGG ACTTCAAGTA GCCCTACCAC
11461 TAATAGCCAC TTGATGATTT ATTTCTAGCT TGGCCAACCT AGCTCTGCCA CCCTACCACA
11521 ACCTCATGGG GGAGCTGATA ATTATCACTT CTTTATTCAA CTGGTCCTGA TGAACCTGG
11581 CATTAACCGG TGCAGGCACT CTAATCACAG CTGGTTACTC CCTTTACATA TTCTTAATAA
11641 CTCAGCGGGG CCCTCTCCCA ACACATGTCA TTGCACCTGA GCCATCTCAC ACCCGAGAAC
11701 ACCTTCTTAT TGCACCTCAC CTCATCCCTT TAATTCTACT CGTACTTAAG CCCGAGCTGA
11761 TCTGAGGCTG AACTGCCTGT AGGTGTAGTT TTAACAAAA CATTAGATTG TGATTCTAAA
11821 AATAAGGTT AAAATCCCTT CTCCCACCGA GAGAGGCTCG CAGCAATGAG AACTGCTAAT
11881 TCCCACGACC TTGGTTGGAC CCCTAGGCTC ACTCGAAAGC TCCTAAAGGA TAACAGCTCA
11941 TCCGTTGGTC TTAGGAACCA AAAACTCTTG GTGCAATCC AAGTAGCAGC TATGTACCCC
12001 ACCTCCCTAA TGATTCATC GAGCCTGATC ACAATCTTTG CGTTACTAGC CTATCCTTTA
12061 ATCACACGGA ACCTCGGGAC CCTCAATGGG CTACCACCCA TGTCAAAAA
12121 GCTGTAATAA TAGCTTTCTT TGTTAGTCTG CTGCCCTGTA CCCTATTTCT TAATGAGGGC
12181 GCAGAAACAA TCGTTACTAA CTGAACCTGA ATAAATACCA ACTCCTTCAA TGTCAGCATT
12241 AGCTTGAATT TTGATTTCTA CTCAATTATT TTTACACCCA TTGCCCTCTA CGTAACTTGA
12301 TCCATCCGGG AGTTCGCATC ATGGTATATG CACGCAGAGC CACACATGAA CCGCTTCTTT
12361 AAATACCTCC TGACGTTTCT GATTGCCATA ATCGTCTAG TAACTGCAAA CAATATGTTT
12421 CAACTATTTA TCGGTTGAGA GGGCGTGGG ATCATATCGT TCTTACTTAT TGGATGGTGG
12481 TTCGACGGG CGGATGTAA CACTGCAGCG CTTCAAGCAG TACTTTACAA CCGAGTAGGG
12541 GACATCGGGG TTATCTCGC CATGGCTTGA ATAGCAGCAA ACCTAAATC CTGGGAGATG
12601 CAACAACTCT TTGCAACCAC CAAAGACATA GACTTAACCT ACCCTCTTCT CGGACTCATC
12661 ATGTCAGCAA CTGGCAAATC GGCTCAATTC GGACTTCACC CTTGACTACC CTCCGCTATG
12721 GAGGGTCCCA CACCGGTCTC TGCCCTACTT CATTCTAGCA CTATGGTCTG TGCCGGCATT
12781 TTTCTGCTAG TACGAATAAG CCCGCTACTG GAAAAACAAC AAACCGCCCT CACAACCTGC
12841 CTATGCCTCG GAGCTCTTAC AACACTATTC ACTGCAACCT GTGCCCTCAC GCAAAATGAT
12901 ATTAATAAAA TCGTCCGATT CTCTACATCC AGCCAGCTTG GGCTTATAAT GGTAAACCATT
12961 GGCTAAACCC AGCCACAATC AGCATTCTT CACATCTGTA CACATGCCTT CTTCAAGGCC
13021 ATACTATTTT TATGCTCCGG ATCTATTATC CACAGCTTAA ATGATGAACA AGATATCCGG
13081 AAAATAGGGG GCATACACCA CCTTGACCTT TTCACATCCT CTTGCCCTAAC TATTGGCAGC
13141 CTCGCCCTCA CAGGAACCCC CTTCTTGCTT GGCTTCTTCT CTAAAGATGC CATCATCGAA
13201 GCATGTAACA CATCCCACCT AAACGCCTGA GCCCTAACCT TAACCCCTCT AGCCACCTCT
13261 TTCACAGCAA TCTACAGCTT TCGAGTAGTA TTTTTGTGAC CCATGGGCCA CCCCAGCTTT
13321 AGTCCCTCTC CTCCGATCAA CGAAAAACAAC CCAGCAGTGA TTAACCCACT TAAGCGACTA
13381 GCATGGGGGA GTATCGTTCG AGGCTTACTA ATTACCTCTA ATATTACACC CTTGAAAACC
13441 CTTGTCTATC CTATACCTCC CCTCCTTAAA CTAGCTGCTC TTGCAGTCAC AATCATCGGG
13501 CTTCTTGTG CTATAGAGCT CGCCTATGTT ACCAACAAAC AATATGAGCC AATACCCAAC
13561 ACGCACATAC ACCACTTCTC TGCCCTTATTA GGCTTCTTCC CCGGGGTTAT ACACCGCCTA
13621 ACCCTGTGAT TGCTCTTCTT CCTAGGCCAA AACATTGCTA ACCAAACAGT AGATCAGACA
13681 TGATTAGAAA AAACGGGCCC CAAAGCCATT GAAGCCGCTA ACCGACCTCT CGTCTCCTCT
13741 ACAAGTAAAC TTCAACGGGG GGTAATCAA ACATATCTCA CCCTCTTCTT CTTTACACTA
13801 GCCCTTATAA TCCCCCTATT TCCACCTTAA ACCGCTCGCA ACGCCCTCG ACTCATACCC
13861 CGAGTTAACT CAAGGACTAC AAATAAAGTT AAAAGCAATA CCCATGCACT AGTGATTAAC
13921 AACCAACCCC CAGAAGAGTA TATTAAGGCT ACCCCTCCAA TATCACCTCG AAACACGGAA
13981 AACTCCCCTA ACTCATCTGC TAGAACCCAA GAAGATTCAT ACCACCCCTC TCAAAACAGC
14041 CCGGAAACTA ATAATACTCC CCTGTGTAG ACAACTCCGT ATACCATTAC GACCAACTA
14101 CCCCAGCTCT CTGGGTACGG CTCAGCAGCT AACGCTGCTG AATATGCAAA TACAACCTAAC
14161 ATCCCAGCTA AGTAAATTA GAACAAGACT AGTGACAAAA AGGGCCCTCC ATGCCCGACT
14221 AATATACCAC ACCCATGACC AGCTACCACA ACCAAACCCA AAGCAGCAA ATAAGGGGAC
14281 GGATTAGAAG CAATGCAAC TAACCCCAAC ACAAGAGAAA ATAAAACCTA ATATATAGGG
14341 AAAGTCATAA TTCTGCCAG GACTTTAACC AGGACTAATG GCTTGAAAAA CCACCGTTGT
14401 TATTCAACTA CAAGAACCCT AATGGCCAGT CTACGTAAAT CCCACCTCT TCTAAAAATC
14461 GCAACAGATG CTTTAGTCGA CCTCCCGCC CCTCTAATA TCTCGGTTTG ATGGAACCTT
14521 GGGTCTCTTT TAGGACTCTG TTTAATTACC CAAATTGCGA CCGGCTTATT TCTAGCCATA
14581 CACTACACAT CAGACATTGC TACTGCCTTC ACCTCCGTGG CCCACATCTG TCGAGACGTC
14641 AACTACGGCT GACTTATCCG AAGCATTCAT GCCAACGGCG CATCATTTCT TTTCAATTTG
14701 CTCTACCTTC ATATTGGCCG AGGACTATAC TATGGCTCTT ACCTCTATAA AGAAACATGA
14761 ACTGTTGGGG TTATTCTTCT CCTTCTCGTA ATAATAACAG CTTTCTGTTG ATACGTCCTC
14821 CCTTGAGGAC AAATGTCGTT TTGAGGTGCA ACCGTTATTA CCAACCTTCT ATCTGCCGTC
14881 CCTACGTCG GAAACACCCCT AGTCCAATGA ATCTGAGGGG GTTTTTCTGT AGACAATGCT
14941 ACCCTCACCC GGTTCCTTTC CTTCCACTTT CTCTTCCCCT TCATCATCCG TGCCGCAACA
15001 TTAATTCATC TACTCTTCT TCCAGAGACT GCCTCAAAACA ACCCCACCGG CTTAAACTCA
15061 GACTCCGACA AAGTTCCTTT TCACCCCTAC TTCACCTTACA AAGACCTCTT GGGCTTTGCA
15121 GFACTTCTTA CTGCATTAGC ATCCCTAGCC CTATTTTCCC CAAATCTCTT AGGAGACCCA
15181 GATAACTTTA CCCCTGCAAA TCCGCTTGTT ACTCCCCAC ACATTAAGCC AGAGTGATAC
15241 TTCTGTTTG CCTATGCTAT TCTACGCTCC ATTCCAAACA AACTTGGAGG AGTACTTGCC
15301 CTTTTATTCT CCATCTTAGT TCTTATGCTC GTCCCTTTC TTCATACTC TAAACAACGA
15361 AGCCTAATAT TCCGTCCCTT AACACAATTC TTGTTTTGGT CTTTGTAGT AGACGTTATG
15421 ATTCTAACTT GAATGGAGG GATGCCCGTA GAACACCCCT TCGTCATCAT TGGACAAGTA
15481 CCGTCTCTCC TTTACTTCTC CCTCTTCTTA GTCCTGATCC CAACAGCAGG TTGACTAGAG
15541 AATAAAGTCC TTGGATGAAA ATGCACACTAGT AGCTCAGCAC ACAGAGCCCC AGTCTTGTA
15601 ACTGGCCGTC GGAGGTTAGA ATCCTCCCTA CTGCTCAAAG AAAGGAGATT TCAACTCCTA
15661 CCCCTAACCT CCAAAGCTAG GATTCTAGCA CTAACCTATT CTTTGTGGTA CATAAATGTA

15721 CAATGAAGGA TTTTCATATA CATGTATGTA ATAACACCAT ATATTTATAG TAACCATTTT
15781 ATGTGATGTA CTAGGACATA CATGTATAAT CACCAAATCT CGTAATACAG CACTCATTCA
15841 TCAACATTTT TAACTAAGAT AGACTAAAAC CTGAATAATC ACTAATCTTA AATATGTGAA
15901 AGTCCAGGAC CAGTCGAAAT CTAAGACCGA ACACAACACT CATCAGTCSGA GTTATACCAA
15961 GACTCAAAAT CTCGCCGACC CCAAAAATCCT ATGTAGTAAAG AGCCTACCAA CCGGTGATT
16021 CTTAATGATA ACTCTTATTG AGGGTGAGGG AAAAAAATG TGGGGGTTTC ACTCGGTGAA
16081 TTATTCCTGG CATTTGGTTC CTACTTCAGG GCCATTGATT GATGTTATCC CTCACACTTT
16141 CATCGACACT TACATAAGTT AATGTTGATA ATACATACGA CTCGTTACCC ACCAAGCCGG
16201 GCGTTCACCT CAGCGGGTAA GGGGTTCTCT TTTTTTTTTT CCTTTCACCT GACATTTCAA
16261 AGGGCATCCA GCCAACAGAG ACGTTTAAAG GGTGAGCACT TTTCTTGCAC GCGCCGTACA
16321 TAGTATTCGT GTAATGAGTC TTTATTAGAA GAATAACATT AAGTGTATC ATGTGCATAA
16381 AGATTTGCTC ATTTCTTCTG TCATCCCCAG GATACCCCTT TTTTGGCGCG CAAAACCCCC
16441 CTACCCCTCT AAACCCCTGA AGTTGCTAAG ACCCCTGAAA ACCCCCGGA AACAGGACAA
16501 ACCTCTGGTA GCTCAGAAAG GGCAATTACT TTTCAACCAC TTTTCaACCA CTTTTCAACC
16561 CACAATAACC CCTGGCTTAT CATAACCCCA CCAGTTGTTT TAATAATACC ACTTTTCAAC
16621 CCACAATAAC CCCTGGCTTA TCATAACCCC ACCAGTTGTT TTAATAATAC CACTTTTCAA
16681 CCACAAAATA CCCTGGCTT ATCATAACCC CACCAGTTGT TTTAATAATA CCACTTTCA
16741 ACCCACAAT ACCCCTGGCT TATCATAACC CCACCAGTTG TTTTAATAAT ACCACTTTTC
16801 AACCCACAAA TACCCCTGGC TTATCATAAC CCCACCAGT GTTTTAATAA TACCACTTTT
16861 CAACCCACAA ATACCCCTGG CTTATCGTAA CCCACCAGT TGTTTTAATA ATACCCTTTT
16921 TCACCCACAA AATACCCCTG GCTTATCATA ACCCCACCAG TTGTTTTAAT AATACCCTTT
16981 TTCAACCCCA AAATACCCCT GGCTTATCAT AACCCACCA GTTGTTTTAA TAATACCCTT
17041 TTTCAATCCA CAAATACCCC TGGCTTATCA TAACCCACCA AGTTGTCTTA ATAATACCAC
17101 TTTTCAACCC ACAATAACCC CTGGCTTATC ATAACCCAC CAGTTGTTTT AATAATACCA
17161 CTTTTCAACC CACAATAACC CCTGGCTTAT CGTAACCCCA CCAGTTGTTT TAATAATACC
17221 ACTTTTCAAC CCACAATAAC CCCTGGCTTA TCGTAACCCC ACCAGTTGTT TTAATAATAC
17281 CACTTTTCAA CCCCAGATA CCCCTGGCTT ATCGTAACCCC CACCAGTTGT TTTAATAATA
17341 CCACTTTTCA ACCCACAAAT ACCCCTGGCT TATCATAACC CCACCAGTTG TTTTAATAAT
17401 ACCACTTTTC AACCCACAAA TACCCCTGGC TTATCATAAC CCCACCAGTT GTTTTAATAA
17461 TACCCTTTT CAACCCACAA ATACCTAAA CCCACAAACG CCGTATCACC TTCTTCATGA
17521 TCAAAAAAAT ACTGTTTAGA TTATTTCAAG TATTCCTTTC ACCACCCTAA ACCACCCTAA
17581 CATAAACAG AATCCAAGAA AACTGCTCCA TCCAAAACCTA TCTTTTTTAA CCGATAAGCC
17641 CTTAAGTCCC CCGGAGAAC AGCCTTTTAC CGCCCAAGG GCTAAACACA AACAACTAC
17701 CACCTCTAGG TGTGTTTAGA AAATTTACT

Hippoglossus stenolepis 1 17841 bp

1 GCTGACGTAG CTTAATTTAA GCATAACACT GAAGATGTTA AGATGGGCC TAGAAGCCC
61 CCGGAGCACA AAGGCTTGGT CCTGACTTTA CTGTGCACT TAACATAACT TACACATGCA
121 AGTATCCCGC CCCTGTGAG AATGCCACAA ACTCCCTGCT TGGGAACATG GAGCCGGTAT
181 CAGGCACAAG CCCAGCTAGC CCACGACGCC TTGCTTAGCC ACACCCCTCAA GGGAACTCAG
241 CAGTGATAAA TATTAAGCCA TAAGTGAAA CTTGACTTAG TTAAGGTTAA GAGGCGCGGT
301 AAAACTCGTG CCAGCCACCG CGGTTATACG AGAGGCCCAA GTTGACAAAC AACGGCGTAA
361 AGAGTGGTTA GGGGATTTAC TAAACTAGAG CCGAACGCTG TCAAAGCTGT TATACGCAC
421 CGAAAGTATG AAACCCAATT ACGAAAGTAG CTCTACTCAT CCTGAACCCA CGAAAGCTAA
481 GAAACAAACT GGGATTAGAT ACCCCACTAT GCTTAGCCCT AAACATCGAT TGCATATAC
541 ACTCCATATC CGCCCGGAA TTATGAACAT CAGTTTAAAA CCCAAAGGAC TTGGCGGTGC
601 TTAACATCCA CCTAGAGGAG CCGTGTCTAG AACCGATAAC CCCCCTTAAA CTTCACTTTC
661 TCTGTTTTAA TCCGCCTATA TACCACCGTC GTCAGCTTAC CCTGTGAAGG CTTTACAGTA
721 AGCAAAATG GCACAGCCCA AAACGTGAGG TCGAGGTGTA GTGAATGAGG AGGGAAGAAA
781 TGGGCTACAT TTGCTAAACA TAGCAAACAC GAATGTTGCA TTGAAACATG TAACTGAAGG
841 AGGATTTAGC AGTAAGCAGG AAATAGAGCG TCCCGCTGAA ACTGGCCCTA AAGCGCGCAC
901 ACACCGCCCG TCACCCCTCC CAAGCCCCCT AAATAAACT AATTAATAACC CTACAACCCG
961 CGAAGGGGAG GAAAGTCGTA ACATGGTAA TGTACCGGAA GGTGCGCTTG GAAAAATCAG
1021 AGTGTAGCTA AGATAGAATA CAGCATCTCA CTTACACCGA GAAGACGTCC GTGCAAGTCC
1081 GATCACCCCT ACGCCTATTA GCTAGCCCAA CCCCTTAAAC CAACAACCC CACTTTATAA
1141 CCCTAAAGC AGCAAAACACC CACGTAGCTA AACCATTTCT CCCCCTAAGT CCAGGCGATA
1201 AAAAAGGAAA TTTTGGAGCA ATAGAAAAG TACCGCAAGG GAAAGCTGAA AGAGAGATGA
1261 AAAAGCCAG TAAAGCTTAA GAAAGCAGAG CTTAGTGCTC GTACCTTTTG CATCATGATT
1321 TACTAGCAC TTTCAAGCAA AGAGAACCCTA GAGTTGTAA CCCCAGAACT GAGTGAGCTA
1381 TCACAAGACA GCCTATTTAT AGGGCGAGCC CGTCTCTGTG GCAAAAAGAGT GGGAAAGAGT
1441 TTGAGTAGAG GTGACAAACC TACCGAATC AGTTATAGCT GGTGCGCTGT GAATTGAATA
1501 GAAGTTTCCG CCCCTGGATT CTCCACTCAT GCACTTTATT AACCCCTCAG ATGCAATGAG
1561 GAACAGGGG TGTTAGTCAA AGGGGGTACA GCCCCTTGA TACAAGACAC AACTTTCTCA
1621 GCAGGATAAA GATCATATTC AAATAAGGAC AGATGTTTTA GTGGGCTTAA AAGCAGCCAC
1681 CTTAATAGAA AGCGTTAAAG CTCAAAACATA AAGCCCTCCC GTTATACCGA TAACCCTATC
1741 TTAATCCCCC ACATTTAACA GGCCCTCCTA TGCACCACAT AGGAACGACT ATGCTAATAT
1801 GAGTAATAAG AGGGTATAAT CACCCTCTCC TTGCACATGT GTAAATCGGA ACGGACCCCC
1861 CACCGAATCT TAACGGCCCC AATCAAGAG GGTATTGGAA ACTACCACAA ATTTAGGCCA
1921 GAAAAACATC CAATGCAAAC CCGTTAACCC CACACTGGTG TGCCCAAAAG GAAAGACCAA
1981 AGGGGGGAGA AGGAACTCGG CAAACATACC CCAAGCCTCG CCTGTTTACC AAAAACATCG
2041 CCTCTTGATC AACCACAGTA TAAGAGTCC CGCCTGCCCA GTGACCATAT AGTTCAACGG
2101 CCGCGGTATT TTGACCGTGC AAAGGTAGCG TAATCACTTG TCTTTTTAAT TCTTTTAAAT
2161 ATGAATGGCA TAACGAGGGC TTAAGTGTCT CCTTCCCCCG GTCAATGAAA TTGATCTCCC
2221 CGTGCAGAAG CGGGGATTAA ACCATAAGAC GAGAAGACCC TATGGAGCTT TAGACACACA
2281 GGTGGCCCAT GTCAAAATACC CCCAGCTAAG GGCCTGAAT AAATGGAATC TGCCCTGATG
2341 TCTTCGGTTG GGGCGACCAT GGGGAATACA AAACCCCCAC GTGGAAAGGG AGCACACCCC
2401 TAAGTTACTT CTCTCCCGC AAGCCAGAGC AACAGCTCTA ACCAGCAGAA ATTCTGACCA
2461 AACTGATCCG GTAAAACCGA TCAACGAACC AAGTTACCCT AGGGATAACA GCGCAATCCC

2521 CTTTTAGAGC CCATATCGAC AAGGGGGTTT ACGACCTCGA TGTTGGATCA GGACATCCTA
2581 ATGGTGCAGC CGCTATTAAG GGTTTCGTTT TCAACGATT AAAGTCCTAC GTGATCTGAG
2641 TTCAGACCGG AGTAATCCAG GTCAGTTTCT ATCTATGACA TGATCTTTTc TAGTACGAAA
2701 GGACCGAAAA GAAGAGGCC CTGCTAAAAG TACGCCCTCAC CCCCACCTAT TGAAAAAATC
2761 TAAACTAGGC AAAAGGGCAT AACCCCTTTG CTGGAGATAA CAGCAAGTTG GGGTGGCAGA
2821 GCCCGGCTAA TGCAAAAGAC CTAAGCCCTT TCCACAGAGG TTCAAATCCT CTCCTTAACT
2881 ATGATTTCAA CTCTCATAC GCATATATC AACCCACTAA CCTTTATTGT ACCTGTATTG
2941 CTAGCCGTAG CATTCCCTTAC CCTCCTTGAA CGAAAAGTGC TAGGCTACAT ACAACTCCGA
3001 AAAGGGCCAA ACATCGTAGG GCCTTACGGC CTCCTTCAAC CTATTGCTGA TGGTGTAAAA
3061 CTCTTTATTA AAGAACCAT TCGACCTTCG ACCGCATCAC CCGTCCCTAT CCTCCTGGCC
3121 CCTATGCTCG CTCTCACACT AGCCCTAACCC CTTTGAGCCC CCATACCTTT CCCGTACCCCT
3181 GTCGTGGACC TTAACCTAGG TATTTTATTT ATTCTAGCCC TATCTAGCCT TGCAGTATAT
3241 TCTATTCTGG GTCCTCGCTG AGCATCTAAT TCAAAATATG CCCTAGTAGG GGCCTGCGG
3301 GCTGTGCGAC AAACAATTTT TTACGAAGTC AGCCTTGAC TCATCTTGCT AAACATTATC
3361 ATCTTTACCG GAGGCTTCAC ACTTCAAACC TTTAACACAG CCCAAGAGGC CTTTGCATA
3421 GTAGTGCCCG CTTGACCACT GGCTGCCATA TGATATATCT CCACTCTTGC CGAAACAAAC
3481 CGTGCACCT TCGACTTAAC AGAAGGAGAG TCTGAACTTG TCTCGGGCTT CAACGTAGAG
3541 TACGCAGGCG GACCCTTCGC CTTGTCTTTC TTGGCCGAAT ATTCAAATAT TCTCCTAATA
3601 AATACCCTGT CCGCTACACT ATTTTATAGG GCCTCCACA TTCCATCTAT CCCAGAATTA
3661 ACCAGTATCA ATATTATGAC TAAAGCAGCC CTTCTGTCAA TTGTCTTCTT ATGAGTCCGA
3721 GCTTCGTACC CGGATTCGG TTACGACCAA CTTATGCACC TCATTGAAA AAACPTTCTT
3781 CCACTGACTT TGGCACTAGT TATCTGACAC TTGGCGCTCC CTATTGCATT CGCTGGTCTC
3841 CCACCACAAC TATAGGCGCA GGAGCTGTGC CTGAaTTTAA AGGgCCACT TGATAGAGTG
3901 AATTATGGGG GTTAAAGTCC CCCCAACTCC TTAGAAAAGAA GGGGATCGAA CCCAACCTGA
3961 AGAGATCAAA ACTCTTCGTG CTTCTCTTAC ACCACTTACT AGTAAGGTCA GCTAAATAAG
4021 CTCTTGGGCC CATACCCCAA CCATGTAGGT TCAAGTCCTT CCTTTACTAA TGAACCCCTA
4081 CATCTTGACC ACTCTTCTAT TTGGTTTGGG CCTAGGAACA ACACCTACGT TTGCCAAGCTC
4141 ACACTGGCTT CTCGCTTGAA TAGGACTTGA GATTAATACA CTAGCCATTA TTCCCTAAT
4201 AGCCCAACAT CACCACCCCG GGGCAGTCGA AGCTACCACT AAGTACTTTC TCGCACAAAG
4261 CACAGCAGCC GCCACCCCTC TGTTTGGCAG TACTACCAAC GCTTGACTCA CAGGCCAATG
4321 GGACATTCAA CAGATAACAC ACCCCCTCCC AACAACAATG ATTTGTATTG CCTCGCACT
4381 AAAAGTCGGA CTGGCACC AA TGCACCTCTG ACTTCCCAGAA GTACTCCAAG GACTAGACCT
4441 AACCCCGGA CTTATCCTCT CAACCTGACA AAAACTTGCA CCCTTGCCCT TCTTACTACA
4501 AATTCAGACA ACCAACCCCTA CGCCTCTAAT CATTATTGGC TTACTATCCA CGCTCGTTGG
4561 TGCTGAGGT GGTCTCAACC AAACCCAGTT ACGCAAAGT CTGCGCTACT TCTCAATTTG
4621 CCACCTTGGC TGAATAATGC TGATCGTTCA ATTTTCAACC CTCCTTGCCCT TTCTCACCCCT
4681 CCTCACGTAC TTTACTATGA CTTTCTCAGC ATTCTAATT TTTAAAGTAA ATAAAGCCAC
4741 CACTGTCAAT GCCCTCGCAA TCTCGTGAAC AAAGACTCCT GCCCTCACAG CCCTAGCACC
4801 CTTGGTTTTA CTAATCCCTCG GCGGCCCTTCC CCCCTTACC GGCTTACAT CCAAGTGATT
4861 TATtCTTcAG GAACTGACTA AGCAAGACCT TCCAGCACTT GCCACCCCTG CCGCTTTAAC
4921 TGCCCTCTTG AGTCTCTACT TCTACCTCCG TCTCTCATAT GCAATAACCC TCACAATATT
4981 CCCCAACAAC CTCATTGGCG TCACTCCCTG ACGATTCTAC TCCCCCAAT TTACGCTTCC
5041 CCTCGCCGTC TCCACTGCAG CAACCACCCCT TCTCTCCCA CTAGCCCCCG CTGCCGTAGC
5101 ACTACTGGTC ACCTAAGGGA CTTAGGCTAG CACTTAGACC AATGGCCCTT AAAGCCGTAA
5161 GCGTGAGTGA AAATCTCTCA GTCCCTGTTA AGACTTGCGG GCTACTATCC CACATCTTCT
5221 GCATGCAAG CAAACACTTT AATTAAGCTA AAGCCTTCT AGATAGGAAG GCCTTGATCC
5281 TACAAAATCT TAGTTAACAG CTAAGCGCCC AATCCAGCGA GCATCTATCT ACTTTTCCCT
5341 GCCTAAATTA GAAACTAAAA GCGCGGGAAA AGCCCGGCA GGCAGTTAGC CTGCTTCTTT
5401 AGATTTGCAA TCTAACATGT AACACCCCGG GGCTTGGTAA GAAGAGGGCT TGCACCTCTG
5461 TCTATGGGTC TACAATCCAC CGCTTAACTC AGCCATCCTA CCTGTGGCAA TCACACGTTG
5521 ATTTTCTCTG ACCAATCACA AAGACATCGG CACCCCTAT CTGCTATTG GTGCCCTGAG
5581 CGGAATAGTG GGGACAGGCC TAAAGTCTGCT TATTCGGGCA GAACTAAGCC AACCCGGGGC
5641 TCTCCTGGGA GACGACCAA TTTATAATGT AATCGTCACC GCACACGCC TGTGTAATAAT
5701 CTTTTTTTATA GTAATACCCA TTATGATtGG GGGGTTCGGA AACTGGCTTA TTCCACTAAT
5761 AATGGGGGCC CCAGATATGG CGTTCCTCTG AATGAATAAC ATGAGTTTCT GACTTCTTCC
5821 CCCCTCCTT CTCCCTCTCT TAGCCTCTTCT AGGTGTGTA GCGCGAGCAG GCCCGGATG
5881 AACCGTATAC CCCCCTAG CTGGCAATTT AGCCCAGCC GGGGCATCCG TAGACCTGAC
5941 AATCTTCTCA CTTACCTTG CAGGAATTT ATCAATCTG GGGGCAATTA ACTTTATTAC
6001 TACTATCAT AACATGAAAC CCACAACAGT CACTATGTAC CAAATCCCTT TATTTGTTT
6061 AGCCCTTCTT ATTACAGCCG TACTTCTTCT TCTATCCCTG TCTATCCCTG CCCGTTTTAG
6121 TACAATACTA CTGACAGACC GCAACCTTAA CACGACCTTC TTTGACCCCT CCGGAGGAGG
6181 TGACCCCATC CTCTACCAGC ACCTATCTG ATTCTTTGGT CACCAGAGG TATACATTCT
6241 TATTTCTCCG GGCTTCGGAA TAATTTCTCA CATTGTTGCA TACTATGCAG GTAAGAAAGA
6301 ACCTTTTGGC TACATGGGGA TAGTCTGAGC CATAATGGCC ATTGGACTCC TGGGGTTCAT
6361 TGTCTGGGCC CATCACATAT TTACAGTCGG AATAGATGTA GATACACGAG CCTACTTTAC
6421 CTCTGCCACA ATAATCATTG CGATTCCAAC TGGCGTAAAA GTCTTTAGCT GACTCGCAAC
6481 CCTCCATGGA GGAAGCATA AATGAGAAAC ACCCTTCTA TGAGCCCTCG GCTTTATTTT
6541 TCTCTTTTACA GTAGGCGGTC TCACCTGGCAT CGTCTTAGCT AACTCTCTC TCGATATTGT
6601 TCTGCATGAC ACATACTATG TAGTCGCTCA CTTCCACTAT GTACTATCTA TGGGTGCTGT
6661 ATTTGCAATC GTTGCCGCT TCGTCCACTG GTTTCCATTA TTTACAGGCT ATACCCCTCA
6721 CTCCACATGA ACAAAAATCC ACTTCGGCCT GATATTTATT GGAGTCAAT TAACATCTT
6781 CCCCACAT TTTCTGGGCC TGGCCGGAAT ACCCCGACGG TACTCAGACT ACCCAGATGC
6841 ATACACCTT TGAAACACTG TTTATCAAT CGGGTCCCTA ATGTCCCTCG TTGCTGTAAT
6901 TTTATTTTTA TTCATTATTT GAGAAGCATT TACAGCCAAA CGAGAAGTCG GAGCAGTAGA
6961 ACTAACTGCA ACTAACATTG AATGACTTTA CGGCTGCCCT CCGCCCTACC ACACATTTGA
7021 AGAGCCCGCA TTCGTACAAG TTCGTATAAA TTCGAACAAG CTAACGAGAA AGGGAGGAGT
7081 TGAACCCCA TCAATTGGTT TCAAGCCAAC CACATAACCG CTCTGTCACT TTCTTCACAA
7141 CACACCAATA AGATACTAGT AAAACGCTAT AACACTGCCT TGTCAGGCA GAATGTGGG
7201 TTCAACCCCC GCGTATCTTA AACGCAATGG CACATCCCTC ACAACTCGGA TTTCAAGACC

7261 CAGCTTACC CTTAATAGAA GAACTACTTC ACTTCCACGA CCACGCCTTA ATAATTGTAA
7321 TTCTCATTAG CACAATAGTA CTTTATATTA TTGCGGTAT AGTCCACAGCC AAACCTAACAG
7381 ATAAACTTGT ACTAGACTCT CAAGAAATTG AAATTATCTG AACAGTTCTC CCAGCTGTTA
7441 TTCTTATCCT TATCGCCCTA CCATCCATCC GAATTTTGTG CTTAATAGAC GAAATTAATG
7501 ACCCCACCT GACAATTAAG GCCATTGGCC ACCAGTGATA CTGAAGCTAC GAAATACACAG
7561 ACTACGAAGA CCTCGGTTTT GACTCATAA TAATCCCAC ACAAGACCTG ACCCCCGGAC
7621 AATTCGACT ACTAGAACA GACCACGAA TAGTAATCCC GGTAGAATCC CCAATTCGGC
7681 TTTAATCTC GGCTGAAGAT GTCTTACATT CCTGGGCAGT CCCCTCTCTA GCGTAAAAG
7741 TTGACGCCGT ACCTGGACGA TTGAACCAAG CAACCTTAT TGTTAGCCGA CCAGGCGTAT
7801 TTTTCGGACA ATGTTCTGAG ATTTGCGGGG CTAACCATAG TTTTATACCC ATTGTTGTAG
7861 AAGCAGTCCC CCTTGAACAC TTTGAGAACT GGTCTTCACT AATAATTGAA GACGCTCGC
7921 TAAGAAGCTA ATAAGTACAA GCGTTAGCCT TTTAAGCTAA AGACTGGTGC CTAACAaCCA
7981 CCCTTAGCGA CATGCCCAA CTGAACCCCG CACCCTGATT TGCAATTTTA GTTTTCTCTT
8041 GAATAATCTT TTTAACTGTT ATTTCCCCCA AAGTTTGTAG ACACACCTAT CCTAATGAAC
8101 CCACCTCCA AAGCACAAA AACCTAAAA CAGAGCCCTG AAACCTGACCA TGATACTAAG
8161 CTCTTTGAC CAATTTATAT CCCCTTCATA CCTCGGCATC CCACTAATTG CTCTAGCGAT
8221 TAGCCTGCTT GAATTTCTGT TCCCAACCCC GCAAGCCCGC TGATTAAACA ACCGCGTACT
8281 AACGCTTCAA GGGTGATTTA TTAGCCGCTT CACCTCGCAA CTTCTTCTAC CCCTAAACCC
8341 CGGAGGCCAC AAGTGGCAG TCTATTCAC CTCGTTAATA GTTTTCTCAT TTTCTATCAA
8401 CATACTAGGA CTCCTTCCAT ACACCTTAC ACCAACGACC CAACTCTCCC TTAATATAGG
8461 CCTCGCAGTA CCCTTTGAT TAGCAACTGT CATTATCGGG ATACGAAATC AACCAACGCA
8521 TGCCCTAGGC CACCTTCTTC CAGAAGGCAC CCCCACTGCC CTAATCCCTG TACTATTAT
8581 CATTGAAACA ATTAGCCTAT TCATTCGACC CCTCGCTCTC GGTGTCGGAC TAACAGCAAA
8641 TCTCAGACA GGCCACCTCC TTATTCAACT CATTGCAACA GCTGCCTTCG TCCTTCTTCC
8701 CCTCATACCT GTTGTGCTA TCTTAAACAAC GGTGGTCCCT TtCCCTCTCA CCCTACTAGA
8761 AGTAGCCGTT GCCATGATTC AAGCTTATGT CTTTGTCTA CTCCTAAGCC TATATCTACA
8821 AGAGAAGCTT TAATGGCCCA TCAAGCACAC CCATACCACA TAGTCGACCC CAGCCCATGA
8881 CCCCTAACAG GGGCTATTGC TGCCCTATTG ATAACATCTG GCCTTGCTAT CTGATTCCAC
8941 TTCCACTCCA CAACCTGAT AACTATTGGG ACAATCCTTC TCACCTAAC AATCTTCCAA
9001 TGATGACGGC ACGTCTGAC GGAAGGCACA TTTCAAGGAC ACCCaCTCC CCCCGTTCAA
9061 AAaGGCCTCC GATATGGAAT AATTTTATT ATTACCTCAG AAGTCTATT CTCTTAGGC
9121 TTCTTCTGAG CCTTTTACCA TTCAAGCCTA GCACCTACCC CTGAACTAGG CGGCTTCTGA
9181 CCACCGGAG GCATTACTCC CTTAGACCCC TTTGAAGTCC CACTTCTTAA CACAGCAGTC
9241 CTGCTTGCTA CTGGCGTAAC TGTTACCTGA GCACACCACA GCATTATAGA GGGTAAACGA
9301 AAACAACTA TTTCAATCTCT TGCTTACTA ATCTTACTC GGGGGTACTT CACTTCTCT
9361 CAAGCCCTAG AGTATCAGGA AGCCCCCTTC ACCATTGCAG ACGGAGTTTA CGGGCTACA
9421 TTCTTTGTG CCACCGGCTT CCACGGACTA CACGTCTTAA TTGGCAGGTC ATTTCTAGCC
9481 GTTGTCTAT TACGCCAAAT TCTTACCAT TFCACATCAA ACCACCATT TGGGTTTGA
9541 CGAGCCGAT GATACTGACA CTTCTAGAC TTCGTCTGAC TTTTCTCTA TATCTCTATT
9601 TACTGATGAG GATCTTAATC TTCCTAGTAT TAAATCTAGT ATAAGTGACT TCCAATCAC
9661 CGGTCTTGGT TAAAATCCAA GGAAGATAA TGAGCCTTCT TCTAACCATC ATTTGATTG
9721 CCACCTCCT CTGACAGTA CTTGCCCTTG TGCTCTTTG ATTACCCCAA ATTACACCAG
9781 ACCAGAAA ACTATCACCT TACGAGTGG GCTTTGACCC GATAGGATCC CCCCCTGTC
9841 CTTTTTCACT GCGGTTTTTC CTCATCGCCA TCCCTTCTTCT TCTATTGAT TTAGAAATTG
9901 CTCTCCTCT CCCTCTTCCA TGAGGTGACC AACTAGCATC ACCACTACTG ACATTACCT
9961 GAGCTACAG TCTCTAGCC CTTCTAACCC TTGGCCTCAT TTACGAATGA ATGCAAGGGG
10021 GTCTAGAATG GCGGAATAG GTGGTTAGT TAAGAAAAAC ATTTGATTTT GGTCAAAAA
10081 CTTGTGGTTT AAATCCGCAA CCGCTTAATG ACCCCACAC ACTTTGCTT CTCTCAGCC
10141 TTTCTTCTGG GTTAAACAGG CCTGGCATT CACCGGTTT ACCTCCTTTC CGCTCTATTG
10201 TGCCCTGAAG GAATAATACT ATCCCTATTT ATTGCTCTTT CCCTATGAAC GCTACAACCT
10261 GACTCAACCA ACTTTTCAGC ATCTCCAATA CTTCTGCTTG CATTTTCAGC CTGGAAGCA
10321 AGCGCCGCT TCGCCCTATT AGTAGCCACT GCTCGAACCC ACGGGACCGA CCGATTACAA
10381 AGCCTAAATC TTCTCCAATG CTAAGAGTCC TAATCCCAAC ACTTATGCTA ATCCCAACAG
10441 CCTGGTTACT CAAACCAAC TGACTCTGAC CCATGACTTT AATGTATAGC TTTTGCATCT
10501 CCTTGGTAC CTTTCTGTA CTAAAAAACC TCTCAGAAAC CGGCTGATCG TCACTTAGCC
10561 TCTTTATAG TACCGACTCC CTATCGACCC CCTCTCTCT TCTTACATGC TGATTACTC
10621 CACTAATAAT TTTGGCAAGC CAGAAACACA CAGCCTTAGA ACCTCTTAGT CGCCAGCGCA
10681 TGACATCAC ACTTCTCGCC TCACTCCAGT TCTTCTTAA CCTAGCATTT AGCGCCACCG
10741 AACTGGTAA GTTTTACGTA ATATTTGAAG CCACCCTTAT CCCCACGCTA ATCATTATCA
10801 CCCGCTGAGG AAACCAACA GAACGTCTAA ACGCAGGAAC CTACTTCTCT TTTCTACAT
10861 TAGCGGGCTC ACTCCCCCTT CTCGTTGCTT TACTCTACT CCAAAACACA TCCGGCACCC
10921 TATCGTTGTT AACCCCTCAC TATACGGACC CGCTCGCTCT CTCGCTTAT GCAGACAAAC
10981 TATGATGAG AGGCTGTCTT TTAGCATTC TGGTTAAAAT ACCCTCTAC GGGTCCACC
11041 TATGGCTCCC TAAAGCCAT GTTGAAGCTC CAATTGACAG CTAATAATC CTTGACGAG
11101 TTCTACTGAA GCTAGGGGA TACGGCATGA TCCGCATGAT AACGATATTG GAACCTCTAA
11161 CTAAGGAATT AAGCTACCCC TTCATTGTCT TTGCACTTTG AGGGGTAATT ATAAGTGGT
11221 CAATTTGTCT ACGCCAGACA GACCTTAACT CCTTAATTGC CTACTCATCA GTCAGCCACA
11281 TGGCCCTAGT GGCTGGGGGA ATTCTTATTC AATCACCCCTG AGGCTTAAACA GGAGCCCTCA
11341 CCCTCATAAT TGCACACGGT CTTACTTCAT CAGCCCTCTT CTGCTTGGCA AACACAACT
11401 ATGAACGAAC CCACAGTCCA ACAATGGTCC TGGCGGAGG ACTTCAAGTA GCCCTACCAC
11461 TAATAGCCAC TTGGTGGTTT ATTTCTAGT TGGcCAACCT AGCTCTGCCA CCACTACCCA
11521 ACCTATGGG GGAGCTGATA ATTATCACT CTTTATTCAA CTGGTCTGG TGAACCTTGG
11581 CATTAACCGG TGCAGGCACT CTAATCACAG CTGGTTACTC CCTTTACATA TTCTTAATAA
11641 CTCAACGGGG CCTATCCCA ACACATGTCA TTGCACTTGA ACCATCTCAC ACCCGAGAAC
11701 ACCTTCTTAT TGCACCTTAC CTTATCCCCT TAATCTGTCT CGTACTTAAG CCCGAGCTGA
11761 TCTGAGGCTG AACTGCCTGT AGGTGTAGTT TTAACAAAAA CATTAGATTG TGATTTAAAA
11821 AATAAGGGTT AAAATCCCTT CTCCCACCGA GAGAGGCTCG CAGCAATGAG AACTGCTAAT
11881 TCCCACGACC TTGGTTGGAC CCCTAGGCTC ACTCGAAAAG CTCTAAAGG ATAACAGCTC
11941 ATCCGTTGGT CTTAGGAACC AAAAATCTT GGTGCAAAAT CAAGTAGCAG CTATGTACCC

12001 CACCTCCCTA ATGATTTTCAT CGAGCCTGAT CACAATCTTT GCATTACTAG CCTATCCTTT
12061 AATCACCACG ATCCGTCCTA CACCTCGAGG CCCTCAATGA GCTACCACCC ATGTCAAAAAC
12121 AGCTGTAAAA ATAGCTTCTT TGTTAGTCTT GCTACCTCTG ACCCTATTTC TTAATGAGGG
12181 CGCAGAAACA ATCGTTACTA ATTGAACCTG AATAAATACT AACTCCTTCA ATATCAACAT
12241 TAGCTTGAAA TTTGATTTCT ACTCAATTAT TTTTACACCC ATTGCCTCT ACGTAACCTG
12301 GTCCATCCTG GAGTTCGCAT CATGATACAT GCACGCAGAC CCACACATGA ACCGCTTCTT
12361 TAAATACCTC CTGACGTTTC TGATTGCCAT AATCGTCTTA GTAACCTGCA ACAATATGTT
12421 TCAACTATTT ATCGGCTGGG AGGGAGTGGG GATCATATCG TTCTTACTTA TTGGATGGTG
12481 GTTCGGACGG GCGGATGCTA ACACTGCAGC GCTTCAAGCA GTAATTTACA ACCGAGTAGG
12541 AGACATCGGA CTTATCTTCG CCATGGCTTG AATAGCAGCA AACCTTAACT CCTGAGAGAT
12601 ACAACAAATC TTTGCAACCA CCAAGGACAT AGACTTAACC TACCCTCTTC TCGGACTCAT
12661 CATTGCAGCA ACTGGCAAAT CGGCTCAATT CGGACTTCAC CCTTGACTAC CCTCCGCTAT
12721 GGAGGGTCCC ACACCGTCT CTGCCCTACT TCATTCTAGC ACTATGGTCTG TTGCCGGCAT
12781 TTTCTGCTA GTACGAATAA GCCCCCTCCT GGAAAACAAC CAAACCGCCC TCACAACCTG
12841 CCTATCCCTC GGAGCTCTTA CAACACTATT CACTGCAACC TGTGCCCTCA CGCAAAATGA
12901 TATTAATAAA ATCGTCGCAT TCTCTACATC CAGCCAGCTT GGGCTTATAA TGGTAACCAT
12961 TGGTCTAAAC CAACCACAAC TAGCATTTCT TCACATCTGT ACACATGCCT TCTTTAAAGC
13021 CATACTGTTT TTATGCTCCG GATCTATTAT CCACAGCCTA AATGATGAAC AAGATATCCG
13081 CAAAATAGGG GGCATACACC ACCTTGCAAC TTTACATCTC TCTTGCTTAA CTATGCGCAG
13141 CCTCGCCCTC ACAGGAACCC CCTTCTTGGC TGGCTTCTTC TCTAAAGATG CCATCATCGA
13201 AGCATTGAAC ACATCCCACC TAAACGCCTG AGCCCTAACC TTAACCTCC TAGCCACCTC
13261 TTTACACGCA ATCTACAGCT TTCGAGTAGT ATTTTTTGTA CCCATGGGCC aCCCCGATT
13321 TAGTCCCCTC TCTCCGATCA ACGAAAACAA CCCAGCAGTA ATTAACCCAC TTAAGCGGCT
13381 AGCATGGGGA AGTATCGTTG CAGGCTTACT AATTACCTCT AATATTACAC CCTTAAAAAC
13441 CCCTGTCTA TCCATGCCTC CTCTCCTTAA ACTAGCTGCT CTTGCAGTTA CAATCATCGG
13501 CCTTCTTGT GCTATAGAGC TCGCCATATT AACCAACAAG CAATATGAGC CAATACCCGG
13561 CACGCACATA CACCCTTCT CTGCCCTTATT AGGCTTCTTC CCCGGGGtCA TACACCGCTC
13621 AACCCCTGTA TTGCTCTTCT TCCTAGGCCA AAAtATTGCT AACCAAAACAG TAGATCAGAC
13681 ATGATTAGAA AAAACAGGCC CCAAAGCCAT TGAATCCGCT AACCCGACCTC TAGTGTCCCTC
13741 TACAAGTAAT ATTCAACGGG GGGTGATCAA AACATATCTT ACCCTCTTCC TCCTAACACT
13801 AGCCCTTATA ATCCCATAT TCATCACCTA AACCGCTGCA AACGCCCTAC GGCTCATACC
13861 CCGAGTTAAC TCAAGGACTA CAAACAAAGT TAAGAGCAAT ACCCATGCAC TAGTGATTAA
13921 CAACCACCCC CCAGAAGAGT ATATTAAGGC TACCCCTCCG ATATCCCTCC GAAATACGGA
13981 AAATCCCCC AACTCATCTG CTAAGACCCA AGAAGATTCA TACCACCCCC CTCAAAACAA
14041 TCCAGAAACT AATAAATACT CTCTGTATA GACAACCCCG TAGACCATTA CCGACCAACT
14101 ACCCCAGCTC TCTGGGTACG GCTCAGCAGC TAACGCTGCT GAATATGCAA ATACAACATA
14161 CATCCCGCT AAGTAAATTA AGAACAGGAC TAGtGACAAA AAGGGCCCTC CATGCCAAC
14221 TAATATACCA CACCCCATGC CAGCTACCAC AACCAAAACC AAAGCAGCAA AATAAGGGGA
14281 CGGATTAGAA GCAACTGCAA CTAACCCCAA CACAAGAGAA AATAAAACTA AATATATAGC
14341 GAAAGTCATA ATTCCTGCCA GGACTTTAAC CAGGACTAAT GGCTTGAAAA ACCACCGTTG
14401 TTATTCAACT ACAAGAACCC TAATGGCCAG TCTACGTAAA TCCCACCTC TTCTAAAAAT
14461 CGCAAACGAT GCTTTAGTCG ACCTCCCAGC CCCCTCTAAT ATCTCTGTTT GATGAAACTT
14521 TGGTCTCTT TTAGGACTCT GTTAATTAC CCAAATGCA ACCGGCTTAT TTCTAGCCAT
14581 ACACACACA TCAGACATTG CTAATGCCTT CACCTCCGTA GCCCACATCT GTCGAGACGT
14641 CAACTACGGC TGAATTATCC GAAGCATTCA TGCCAACGGC GCATATTCT TTTTCATTTG
14701 CCTCTACCT CATATTGGCC GAGGTCTATA CTATGGCTCT TACCTCTATA AAGAAACATG
14761 AACTGTTGGG GTTATTCTCC TCCTTCTGCT AATAATAACA GCCTTCTGTTG GATACGCTCT
14821 CCCTTGAGGA CAAATGTCGT TTTGAGGTGC AACCGTTATT ACCAACCTTC TATCTGCCGT
14881 CCCCTACGTC GGAACACCC TGGTCCAATG GATCTGAGGT GGTTTTTCTG TAGACAATGC
14941 TACCCTCAC CGGTTCTTTG CCTTCCACTT TCTCTCCCC TTCATCATCG CTGCCGCAAC
15001 GTTAATtCCT CTACTCTTTC TTCACGAAAC TGGCTCAAAC AACCCAACCC GGCTAAACTC
15061 AGACTCCGAC aAAGTTCCCT TTCACCCtA CTTCACTtAC AAGGACCTCT TAGGcTTTGC
15121 AGTCTTCTT ACTGCATTAG CATCCCTAGC CCTATTTTCC CCAAATCTCT TAGGAGACCC
15181 AGATAACTTT ACCCCTGCAA ATCCGCTTGT TACTCCCCCA CACATTAAGC CAGAGTGATA
15241 CTTCTGTTT GCCTATGCTA TTCTCCGCTC CATCCCAAAC AAACCTGGAG GAGTACTTGC
15301 CCTTTTATT TCAATCTTAG TCTTATGCT TCTCCCTTC CTTCATACCT CTAACAACAG
15361 AAGCCTGATA TTCCGTCACC TAACACAATT TTTGTTCTGA TCTTTAGTAG CAGACGTTAT
15421 GATTCTAACT TGAATTGGAG GAATGCCCGT AGAACACCCC TTCGTTATCA TTGGGCAAGT
15481 AGCGTCTCTC CTTTACTTCT CCCTCTTCT AGTCTGTAT CCAACAGCAG GTTGACTAGA
15541 GAATAAAGTC CTTGGATGAA AATGCACAGC TAGCTCAGCA CACAGAGCCC CAGTCTTGTA
15601 AACTGGCCGT CGGAGGTTAG AATCCTCCCT ACTGCTCAA GAAAGGAGAT TTCAACTCCT
15661 ACCCCTAACT CCCAAAGCTA GGATTCAGC ACTAAACTAT TCTTTGTGGT ACATAAATGT
15721 ACAATGAAGG ATTTTCATAT ACATGTATGT AATAACACCA TATATTTATA GTAACCATTT
15781 TATGTAATGT ACTAGGACAT ACATGTATAA TCACCACATC TCGTAATAGA ACACACTATC
15841 ACCACCATTT TTAACATAAG CGAACTAAAA CCTGAGTGAT CACTAATCTT AAATAAGTGA
15901 AAGTCCAGGA CCAGTCGAGA TCTAAGACCG AACACAACAC TCATCAGTCG AGTTATACCA
15961 AGACTCAAAA TCTCGCCGAC CTCAAAATTC TATGTAGTAA GAGCCATCCA ACCGGTGATT
16021 CCTTAATGAT AACTCTTATT GAGGGTGAGG GACAAAAAAT GTGGGGTTTT CACTCGGTGA
16081 ATTATTCTCT GCATTTGGTT CCTACTTCAG GGCCATTGAT TGATATTATC CCTCACACTT
16141 TCATCGACAC TTACATAAGT TAATGTTGAT AATACATACG ACTCGTTACC CAGCAAGCCG
16201 GCGGTTCACT CCAGCGGGTA AGGGGTTCTC TTTTTTTTTT TCCTTTCACT TGACTTTTCA
16261 AAGTGCATCC AGCCAACAGA GACGTTTAAA GGGGGAGCAC TTTTCTTGCA CGCGCCGTAC
16321 ATAGTATCCA TGTAGGGAGT CTTTATTAATA AAAATAACAT TAAGTGTTAT CATGTGCATA
16381 AAGATTTGCT CATTTCTTCT ATCATCCCCA GGATACCCCC TTTTTTTGCG CGAAAAACCC
16441 CCCTACCCCC CTAAACCCCT GAAGTTGCTA AGACCCCTGA AAACCCCCCG GAAACAGGAC
16501 AAACCTCTGG TAGCTCAGAA AAGGCAATTA CTTTTATACC ACTTTTCAAC CCACAAATAC
16561 CCCTGGCTTA TCACAACCCC ACCAGTTGTT TTAATAATAC CACTTTTCAA CCCACAAATA
16621 CCCTGGCTT ATCACAACCC CACCAGTTGT TTTAATAATA CCACTTTTC AACCACAAAT
16681 ACCCCTGGCT TATCACAACC CCACCAGTTG TTTAATAAAT ACCACTTTTC AACCCACAAA

16741 TACCCCTGGC TTATCaCAAC CCCaCCAGTT GtTTTTAATAA TACCACTTTT CAACCCACAA
16801 ATACCCCTGG CTTATCACAA CCCACCAGT TGTTTTAATA ATACCACTTT TCAACCCACA
16861 AATACCCCTG CCTTATCACA ACCCCACCAG TTGTTTAAAT AATACCACCT TTCACCCAC
16921 AAATACCCCT GGCTTATCAC AACCCACCA GTTGTTTTAA TAATACCCT TTTCAACCCA
16981 CAAATACCCC TGCTTATCA CAACCCACC AGTTGTTTTA ATAATACCAC TTTTCAACCC
17041 ACAAAATACC CTGGCTTATC ACAACCCAC CAGTTGTTTT AATAATACCA CTTTTCAACC
17101 CACAATACCC CCTGGCTTAT CACAACCCCA CCAGTTGTTTT TAATAATACC ACTTTTCAAC
17161 CCACAATAC CCCTGGCTTA TCACAACCCC ACCAGTTGTT TTAATAATAC CACTTTTCAA
17221 CCACAAAATA CCCTGGCTT ATCACAACCC CACCAGTTGT TTTAATAATA CCACCTTTCA
17281 ACCCACAAT ACCCCTGGCT TATCACAACC CCACCAGTTG TTTTAATAAT ACCACTTTTC
17341 AACCCACAAA TACCCCTGGC TTATCACAAC CCCACCAGTT GTTTTAATAA TACCACTTTT
17401 CAACCCACAA ATACCCCTGG CTTATCACAA CCCACCAGT TGTTTTAATA ATACCACTTT
17461 TC AACCCACA AATACCCCTG GCTTATCACA ACCCCACCAG TTGTTTAAAT AATACCACCT
17521 TTCAACCCAC AAATACCCCT GGCTTATCAC AACCCACCA GTTGTTTTAA TAATACCCT
17581 TTCAACCCCA CAAATACCGC AAACCCACAA ACGCCCTGTC ACCTTCTTCA TGATCAAAAA
17641 ACTGCTGTTT AGATTATTTT AAGTATTcct tTCACCACCC TAACTACGGA AGGCACAAAA
17701 CAAATCCAA GAAAACCTGCT CCATTCAAAT ACCTTTTTTT AACCCGATAGA CCTTAAATC
17761 CTCTGAAAA CCAGCCTTTT AACGCCCAA AGGCTAAACA CAAACAAAGT ACCACCTCTA
17821 GATGTGGCTA GAAAATTTAC T

Hippoglossus stenolepis 2 17841 bp

1 GCTGACGTAG CTTAATTAAA GCATAACACT GAAGATGTTA AGATGGGCC TAGAAAGCCC
61 CGGGAGCACA AAGGCTTGGT CCTGACTTTA CTGTCGACTT TAACTAAACT TACACATGCA
121 AGTATCCGCC CCCCTGTGAG AATGCCCACA ACTCCCTGCT TGGGAAGTAG GAGCCGGTAT
181 CAGGCACAAG CCCAGCTAGC CCACGACGCC TTGCTTAGCC ACACCTCAA GGGAACTCAG
241 CAGTGATAAA TATTAAGCCA TAAGTGA AAA CTTGACTTAG TTAAGGTAA GAGGGCCGGT
301 AAAACTCGT CACGCCACCG CGGTTATACG AGAGGCCAA GTTGACAAAC AACGGCGTAA
361 AGAGTGGTTA GGGGATTTAC TAAACTAGAG CCGAACGCTT TCAAAGCTGT TATACGCACC
421 CGAAAGTATG AAACCCAATT ACGAAAGTAG CTCTACTCAT CCTGAACCCA CGAAAGCTAA
481 GAAACAAAT GGGATTAGT ACCCCACTAT GCTTAGCCCT AAACATCGAT TGCATATAC
541 ACTCCATATC CGCCCGGAA TTATGAACAT CAGTTTAAAA CCCAAAGGAC TTGGCGGTGC
601 TTAACATCCA CCTAGAGGAG CCTGTTCTAG AACCGATAAC CCCCCTTAAA CCTCACCTTC
661 TCTGTTTTTC TCCGCCATA TACCACCGTC GTCAGCTTAC CCTGTGAAGG CTTTACAGTA
721 AGCAAAATG GCACAGCCCA AAACGTCAGG TCGAGGTGTA GTGAATGAGG AGGGAAGAAA
781 TGGGTACAT TTGCTAACA TAGCAAACAC GAATGTGCA TTGAAACATG TAACTGAAGG
841 AGGATTTAGC AGTAAGCAGG AAATAGAGCG TCCCCTGAA ACTGGCCCTA AAGCGGCAC
901 ACACCGCCCG TCACCCCTCC CAAGCCCTT AAACCTAACT AATTTAAACC CTGCAACCCG
961 CGAAGGGGAG GAAAGTCGTA ACATGGTAAG TGTACCGGAA GGTGCGCTTG GAAAAATCAG
1021 AGTGTAGCTA AGATAGAATA CAGCATCTCA CTTACACCGA GAAGACGTGC GTGCAAGTCG
1081 GATCACCCCTG ACGCCTATTA GCTAGCCCAA CCCCTTAAAC CAACAAACCC CCATTTATAA
1141 CCCTAAAGC ACGAAACACC CACGTAGCTA AACCATCTCT CCCCCTAAGT CCAGCGGATA
1201 AAAAAGGAAA TTTTGGAGCA ATAGAAAAAG TACCGCAAGG GAAAGCTGAA AGAGAGATGA
1261 AAAAGCCCGA TAAAGCTTAA GAAAGCAGAG CTTAGTGTCT GTACCTTTTG CATCATGATT
1321 TAGCTAGCAC TTTCAAGCAA AGAGAACCTA GAGTTTGTA CCCCAGAACT GAGTGAGCTA
1381 CTCCAAGACA GCCTATTTAT AGGGCGAACC CGTCTCTGTG GCAAAAGAGT GGGAAGAGCT
1441 TTGAGTAGAG GTGACAAACC TACCGAAGTC AGTTATAGCT GGTTCCTGT GAATTGAATA
1501 GAAGTTCAGC CCCTGGATT CTCACCTGCT GCACCTTATT AACCCCTGAG ATGCAATGAG
1561 GAACAGGGG TGTTAGTCAA AGGGGGTACA GCCCTTTGA TACAAGACAC AACCTTCTCA
1621 GCAGGATAAA GATCATATTC AAATAAGGAC AGATGTTTTA GTGGGCCTAA AAGCAGCCAC
1681 CTTAATAGAA AGCGTTAAAG CTCAAAACATA AAGCCCTCCC GTTATACCGA TAACCTATC
1741 TTATTCCTCC ATATTTAACA GGCCCTCCTA TGCACCACAT AGGAACGACT ATGGTAATAT
1801 GAGTAATAAG AGGGTATAAT CACCCTCTCC TTGCACATGT GTAAATCGGA ACGGACCCCC
1861 CACCGAATCT TAACGGCCCC AATCAAAGAG GGTATTGGAA ACTACCACAA ATTTAGGCCA
1921 GAAAAACATC CAATGCAAA CCGTTAACCC CACACTGGTG TGCCCAAAAG GAAAGACCAA
1981 AGGGGGGAGA AGGAACCTCG CAACATACC CCAAGCTCG CCTGTTTACC AAAAACATCG
2041 CCTCTTGCAAT AACCCACAGTA TAAGAGGTCC CGCCTGCCCA GTGACCATAT AGTTCAACGG
2101 CCGGGTATT TTGACCGTGC AAAGGTAGCG TAATCACTTG TCTTTTAAAT GAAGACCTGT
2161 ATGAATGGCA TAACGAGGGC TTAACCTGTCT CCTTCCCCCG GTCAATGAAA TTGATCTCCC
2221 CGTGCAGAA CCGGGATTAA ACCATAAGAC GAGAAGACCC TATGGAGCTT TAGACACACA
2281 GGTGGCCCAT GTCAAAATACC CCCAGCTAAG GGCCTGAACT AAATGGAATC TGCCTTGATG
2341 TCTTCGGTTG GGGCACCAT GGGGAATACA AAACCCACC GTGGAAGGG AGCACACCCC
2401 TAAGTTACTT CTCTCCCGC AAGCCAGAGC AACAGCTCTA ACCAGCAGAA ATTTGACCA
2461 AACTGATCCG GTAAAACCGA TCAACGAACC AAGTTACCT AGGGATAACA CGCCAATCCC
2521 CTTTTAGAGC CCATATCGAC AAGGGGTTTT ACGACCTCGA TGTGGATCA GGACATCCTA
2581 ATGGTGCAGC CGCTATTAAG GGTTCGTTT TCAACGATT AAAGTCTTAC GTGATCTGAG
2641 TTCAGACCGG AGTAATCCAG GTCAGTTTCT ATCTATGACA TGATCTTTTC TAGTACGAAA
2701 GGACCGAAAA GAAGAGGCC CTGCTAAAAG TACCCCTCAC CCCCACCTAT TGAAAAATC
2761 TAAACTAGGC AAAAGGGCAT AACCTTTTGT CTGGAGATAA CAGCAAGTTG GGGTGGCAGA
2821 GCCCGCTAA TGCAAAAGAC CTAAGCCCTT TCCACAGAGG TTCAAATCCT CTCCTTAACT
2881 ATGATTTCAA CTCTCATTAC GCATATTATC AACCCACTAA CCTTTATTGT ACCTGATTG
2941 CTAGCCGTAG CATTCCTTAC CCTCCTTGAA CGAAAAGTGC TAGGCTACAT ACAACTCCGA
3001 AAAGGGCCAA ACATCGTAGG GCCTTACGGC CTCTTCAAC CTATTGCTGA TGGTGTAAAA
3061 CTCTTTATTA AAGAACCAT TCGACCTTC ACCGCATCAC CCGTCTTATT CCTCTGGCC
3121 CCTATGCTCG CTCTCACT AGCCCTAAC CTTTGAGCCC CCATACCTTT CCGTACCTT
3181 GTCGTGGACC TTAACCTAGG TATTTTATTT ATTCTAGCCC TATCTAGCCT TGCAGTATAT
3241 TCTATTCTGG GCTCCGCTG AGCATCTAAT TCAAAATATG CCCTAGTAGG GGCCTGCGG
3301 GCTGTCGCAC AAACAATTTT TTACGAAGTT AGCCTTGGAC TCATCTTGCT AAACATTTATC
3361 ATCTTTACCG GAGGCTTCAC ACTTCAAACC TTTAACACAG CCCAAGAGGC CATTGACTA

3421 GTAGTGCCCG CTTGACCACT GGCTGCCATA TGATATATCT CCACTCTTGC CGAAACAAC
3481 CGTGCACCT TCGACTTAAC AGAAGGAGAG TCTGAGCTTG TCTCGGGCTT CAACGTAGAG
3541 TACGCAGCCG GACCCCTCGC CTTATTCTTC TTGGCCGAAT ATTCAAATAT TCTCCTAATA
3601 AATACCCGTG CCGCTACACT ATTTTTAGGG GCCTCCCACA TTCCATCTAT CCCAGAATTA
3661 ACCAGTATCA ATATTATGAC TAAAGCAGCC CTTCTGTCAA TTGTCTTCCT ATGAGTCCGA
3721 GCTTCGTACC CGCGGTTCCG TTACGACCAA CTTATGCACC TCATTTGAAA AAACCTTCTT
3781 CCACTGACTT TGGCACTAGT TATCTGACAC TTGGCGCTCC CTATTGCATT CGCTGGTCTC
3841 CCACCACAAC TATAGGCGCA GGAGCTGTGC CTGaaTTTAA AGGGCCACTT TGATAGAGTG
3901 AATTATGGGG GTTAAAGTCC CCCCAACTCC TTAGAAAAGaa GGGGATCGAA CCCAACCTGA
3961 AGAGATCAAA ACTCTTCGTG CTTCTCTAC ACCACTTCCT AGTAAGGTCA GCTAAATAAG
4021 CTCTTGGGCC CATACCCCAA CCATGTAGGT TCAAATCCTT CCTTTACTAA TGAACCCCTA
4081 CATCTTGACC ACTCTTCTAT TTGGTTTGGG CCTAGGAACA ACACTCACGT TTGCAAGCTC
4141 ACACTGGGTC CTCGCTTGAA TAGGACTTGA GATTAATACA CTAGCCATTA TTCCCTAAT
4201 AGCCCAACAT CACCACCCCC GGGCAGTCGA AGCTACCACT AAGTACTTTC TCGCACAAGC
4261 CACAGCAGCC GCCACCTCC TGTTTGGGAG TACTACCAAC GCTTGACTCA CAGGCCAATG
4321 GGACATTCAG CAGATAACAC ATCCCTCCC AACACAATG ATTGTTATTG CCCTCGCACT
4381 AAAAGTCGGA CTGGCACCAG TGCACCTCTG ACTTCCCGAA GTACTCCAAG GACTAGACCT
4441 AACCACCGGA CTTATCTCTT CAACCTGACA AAAACTTGCA CCCTTTGCC TCTTACTACA
4501 AATTCAAACA CCAACCCCTA CGCCTCTAAT CATTATGGC TTACTATCCA CGCTCGTTGG
4561 TGGCTGAGGT GGTCTCAACC AAACCCAGTT ACGCAAAGTC CTCGCCACTT CCTCAATTGC
4621 CCACCTTGGC TGAATAATGC TGATCGTTCA ATTTTACCC CTCCTTGCCC TTCTCACCC
4681 CCTCACGTAC TTTACTATGA CTTTCTCAGC ATTCCTAATT TTTAAAGTAA ATAAAGCCAC
4741 CACTGTCAAT GCCCTCGCAA TCTCGTGAAC AAAGACTCCT GCCCTCACAG CCCTAGCAC
4801 CCTGGTTTTA CTATCCCTCG GCGGCCCTTC CCCCCTTACC GGCTTCATGC CCAAGTGATT
4861 TATCTTTCAG GAACTGACTA AGCAAGACCT TCCAGCACTT GCCACCCCTG CCGCTTAAAC
4921 TGCCCTCTTG AGTCTCTACT TCTACCTCCG TCTCTCGTAT GCAATAACCC TCACAATATT
4981 CCCCACAAC CFCATTGGCG TCACCTCCCTG ACGATTCTAC TCCCCCAA TTTACGCTTCC
5041 CCTCGCCGTC TCCACTGCAG CAACCACCCCT TCTTCTCCCA CTAGCCCCCG CTGCCGTAGC
5101 ACTACTGGTC ACCTAAGGGA CTTAGGCTAG CACTTAGACC AATGGCCTTC AAAGCCGTAA
5161 GCGTGAGTGA AAATCTCTCA GTCCCTGTTA AGACTTGGCG GCTACTATCC CACATCTTCT
5221 GCATGCAAAG CAAACACTTT AATTAAGCTA AAGCCTTCTT AGATAGGAAG GCCTTGATCC
5281 TACAAAATCT TAGTTAACAG CTAAGCGCCC AATCCAGCGA GCATCTATCT ACTTTTCCCC
5341 GCCTAATTTA GAAACTAAAA GGCGGGGAAA AGCCCGGCA GGCAGTTAGC CTGCTTCTTT
5401 AGATTTGCAA TCTAACATGT AACACCCCGG GGCTTGGTAA GAAGAGGGCT TGCACCTCTG
5461 TCTATGGGTC TACAATCCAC CGCTTAACTC AGCCATCCTA CCTGTGGCAA TCACACGTTG
5521 ATTTTTCTCG ACCAATCACA AAGACATCGG CACCCCTAT CTGCTATTTG GTGCCGTAGC
5581 CGGAATAGTG GGGACAGGCC TAAGTCTGCT TATTCGGGCA GAACCTAAGCC AACCCGGGGC
5641 TCTCCTGGGA GACGACAAA TTTATAATGT AATCGTCACC GCACACGCCT TTGTAATAAT
5701 CTTTTTTATA GTAATACCCA TTATGATTGG GGGGTTCGGA AACTGGCTTA TTCCACTAAT
5761 AATGGGGGCC CCAGATATGG CGTTCCCTCG AATGAATAAT ATGAGTTTCT GACTTCTTCC
5821 CCCTCCTTT CTCTCCTCT TAGCCTCTTC AGGTGTGAA GCCGGAGCAG GTACCCGATG
5881 AACCGTATAC CCCCCACTAG CTGGCAATTT AGCCCCAGCC GGAGCATCCG TAGACCTGAC
5941 AATCTTCTCA CTTACACCTG CAGGAATTTT ATCAATCTG GGGGCAATTA ACTTTATTAC
6001 TACTATCATT AACATGAAAC CCACAACAGT CACTATGTAC CAAAATCCCT TATTTGTTTT
6061 AGCCGTTCTT ATTACAGCCG TACTTCTTCT TCTATCCCTG CCCGTTTTAG CCGCAGGAAT
6121 TACAATACCTA CTAACAGACC GCAACCTTAA CACGACCTTC TTTGACCCCTG CCGGAGGAGG
6181 TGACCCCATC CTCTACCAGC ACCTATTCTG ATTCTTTGGT CACCCAGAGG TATACATTCT
6241 TATTTCTCCG GGCTTCCGAA TAATTTCTCA CATTGTGCA TACTATGCAG GTAAGAAAAG
6301 ACCTTTTGGC TACATGGGGA TAGTCTGAGC TATAATGGCC ATTTGGACTCC TGGGGTTCAT
6361 TGCTTGGGCC CATCACATAT TTACAGTCGG AATAGATGTA GATACACGAG CCTACTTTAC
6421 CTCTGCCACA ATAATCATTG CGATTCCAAC TGGCGTAAAA GTCTTTAGCT GACTTGCAAC
6481 CCTCCATGGA GGAAGCATT AATGAGAAAAC ACCCCTTCTA TGAGCCCTCG GCTTTATTTT
6541 CCTCTTTACA GTAGGCGGTC TCACTGGCAT TGTCTTAGCT AACTCCTCTC TCGATATTGT
6601 TCTGCATGAC ACATACTATG TAGTCCGCTA CTTCCACTAT GTACTATCTA TGGGTGCTGT
6661 ATTTGCAATC GTTCCGCCCT TCGTCCACTG GTTTCCATT TTTACAGGCT ATACCCTTCA
6721 TCCACATGTA ACAAAAATCC ACTTCCGCCCT GATATTTATT GGAGTCAATC TAACATTCTT
6781 CCCCCAAT TTTCTGGGCC TGGCCGGAAT ACCCCGACGG TACTCAGACT ACCCAGATGC
6841 ATACACCCCT TGAACACTG TTTTATCAAT CCGGTCCCTA ATGTCCCTCG TTGCTGTAAT
6901 TTTATTTTTA TTCATTATT GAGAAGCATT TACAGCCAAA CGAGAAGTCC GAGCAGTAGA
6961 ACTAATGCA ACTAACATTG AATGACTTTA CCGCTGCCCT CCGCCCTACC ACACATTTGA
7021 AGAGCCCGCA TTCGTACAAG TTCGTATAAA TTCGAACAAG CTAACGAGAA AGGGAGGAGT
7081 TGAACCCCA TCAATTGGTT TCAAGCCAAC CACATAACCG CTCTGTCACT TTCTTCACAA
7141 CACACCAATA AGATACTAGT AAAACGCTAT AACACTGCCT TGTCAGACA GAATTGTGGG
7201 TtCAACCCCC GCGTATCTTA AACGCAATGG CACATCCCTC ACAACTCGGA TTTCAAGACG
7261 CAGCTTCACC CTTAATAGAA GAACACTTTC ACTTCCACGA CCACGCCTTA ATAATTGTAA
7321 TTCTCATTAG CACAATAGTA CTTTATATTA TTGCGGCTAT AGTCACAGCC AAACCTAACAG
7381 ATAAACTTGT ACTAGACTCT CAAGAAATTG AAATTTATCTG AACAGTTCTC CCAGCTGTTA
7441 TTCTTATCTT TATCGCCCTA CCATCCATCC GAATTTGTGA CTTAATAGAC GAAATAATG
7501 ACCCCACCT GACAATTAAA GCCATTGGCC ACCAGTGATA CTGAAGCTAC GAATACACAG
7561 ACTACGAAGA CCTCGGTTTT GACTCATAA TAATCCCCAC ACAAGACCTG ACCCCTGGAC
7621 AATTCGACT ACTAGAAGCA GACCACCGAA TAGTAATCCC GGTAGAATCC CCAATTCCGG
7681 TTTTAATCTT GGCTGAAGAT GTCTTACATT CCTGGGCAGT CCTCTCTCTA CCCCTTAAAAG
7741 TTGACGCCGT ACCTGGACGA TTGAACCAAG CAACCTTTAT TGTTAGCCGA CCAGGCGTAT
7801 TTTTCGGACA ATGTTCTGAG ATTTGCGGGG CTAACCATAG TTTTATACCC ATTTGTGTAG
7861 AAGCAGTCCC CCTTGAACAC TTTGAGAAT GGTCTTCACT AATAATTGAA GACGCCCTCG
7921 TAAGAAGCTA ATAAGTACAA GCGTTAGCCT TTTAAGCTAA AGACTGGTGC CTAACAACCA
7981 CCCTTAGCGA CATGCCCTCA CTGAACCCCG CACCTGATT TGCAATTTTA GTTTTCTCTT
8041 GAATAATCTT TTTAAGTGT ATTCGCCCCA AAGTTTTAGC ACACACCTAT CCTAATGAAC
8101 CCACCTCCA AAGCACACAA AAACCTAAA CAGAGCCCTG AAACGTACCA TGATACTAAG

8161 CTCTTTGAC CAATTTATAT CCCCTTCATA CCTCGGCATC CCACTAATTG CACTAGCGAT
8221 TAGCCTGCCT TGAATTCGT TCCCAACCCC ACAAGCCCGC TGATTAACA ACCCGTACT
8281 AACACTCAA GGGTGATTTA TTAGCCGCTT CACCTCGCAA CTTCTCTAC CCCTAAACCC
8341 CGGAGGCCAC AAGTGGGCAG TTCTATTAC CTCGTTAATA GTTTTCTAT TTTCTATCAA
8401 CATGCTAGGA CTCCTTCCAT ACACCTTCAC ACCAACGACC CAACTCTCCC TTAATATAGG
8461 CCTCGCAGTA CCCCTTTGAT TAGCAACTGT CATTATCGGG ATACGAAATC AACCAACGCA
8521 TGCCTAGGC CACCTTCTTC CAGAAGGCAC CCCCCTGCC CTCATCCCTG TACTTATTAT
8581 CATTGAAACA ATTAGCCTAT TCATTCGACC CCTCGCTCTC GGTGTCGGAC TAACAGCAAA
8641 TCTCACAGCA GGCCACCTCC TTATTAGCT CATTGCAACA GCTGCCTTCG TCCTTCTTCC
8701 CCTCATACCT GTTGTGCTA TCTTAACAAC GGTGGTCTC TTCTCCTCA CCCTACTAGA
8761 AGTAGCCGT GCCATGATTC AAGCTTATGT CTTTGTCTA CTCCTAAGCC TATACTACA
8821 AGAGAACGTT TAATGGCCCA TCAAGCACAC CCCTACCACA TAGTCGACCC CAGCCCATGA
8881 CCCTAACAG GGGCTATGTC TGCCCTATTG ATAACATCTG GCCTTGCTAT CTGATCCAC
8941 TTCCACTCCA CAACCTGAT AACTATTGGG ACAATCCTTC TCACCTAAC AATCTTCCAA
9001 TGATGACGG ACGTCGTACG GGAAGGCACA TTTCAAGGAC ACCACACTCC CCCCCTCAA
9061 AAAGGCCCTC GATATGGTAT AATTTTATTT ATTACCTCAG AAGTCTTAT CTTCTTAGGC
9121 TTCTTCTGAG CCTTTTACCA TTCAAGCCTA GCACCTACCC CTGAGCTAGG CGGCTTCTGA
9181 CCACCGGCAG GCATTACTCC CTTAGACCCC TTTGAAGTCC CACTTCTTAA CACAGCAGTC
9241 CTGCTTGCTT TGGCGTAAC TGTTACCTGA GCACACCACA GCATTATAGA GGGTAAACGA
9301 AAACAAACTA TTCAATCTCT TGCTCTTACA ATCTTACTCG GGGGGTACTT CACTTTCCTT
9361 CAAGCCCTAG AGTATCACGA AGCCCCCTTC ACCATTGCAG ACGGAGTTTA CGGCGCTACA
9421 TTCTTTGTTG CCACCGGCTT CCACGGACTA CACGTCTTAA TTGGCACGTC ATTCTTAGCC
9481 GTTTGTCTAT TACGCCAAAT TCTTACCAT TFCACATCAA ACCACCATT TGGGTTTGA
9541 GCAGCCGCAT GATACTGACA CTTCGTAGAC GTCGTCTGAC TTTTCTCTA TATCTCTATT
9601 TACTGATGAG GATCTTAATC TTCCCTAGTAT TAAATCTAGT ATAAGTGACT TCCAAACACC
9661 CGGTCTTGGT TAAAATCCAA GGAAGATAA TGAGCCTTCT TCTAACCATC aTTTCGATTG
9721 CCACCTCCT CTCGCAGTA CTTGCCCTTG TGTCTTTTG ATTACCCCAA ATTACACCAG
9781 ACCACGAAAA ACTATCACCT TACGAGTGCG GCTTTGACCC GATAGGATCC GCCCGACTGC
9841 CTTTTTCACT GCGGTTTTTC CTCATCGCCA TCCTCTTCT TCTATTCGAT TTAGAAATTG
9901 CTCTCCTCCT CCTCTTCCA TGAGGAGACC AACTAGCATC ACCACTACTG ACATTACCT
9961 GAGCTACAGC TGTCCTAGCC CTTCTAACCC TTGGCCTCAT TTACGAATGA ATGCAAGGGG
10021 GTCTAGAATG GGCGGAATAG GTGGTTAGTC TAAGAAAAAC ATTTGATTTT GGCTCAAAAA
10081 CTGTGGTGT AAATCCGCAA CCGCTTAATG ACCCCACAC ACTTTGCCTT CTCCCTAGCC
10141 TTTCTTCTGG GTTTAACAGG CCTGGCATTG CACCGGTTTC ACCTCCTTTC CGCTCTATTG
10201 TGCTTGAAG GAATAAFACT ATCCCTATT ATTGCTTTT CCTATGACTT TGGTCAACTT
10261 GATTCAACCA GCTTTTTCAGC ATCTCCAATA CTTCTGCTTG CATTTTTCAGC CTGCGAAGCA
10321 AGCGCCGCTC TGCCCTATT AGTAGCCACT GCTCGAACC ACGGGACCGA CCGATTACAA
10381 AGCCTAAATC TTCTCCAATG TAAAAAGTCC TAATCCCAAC ACTTATGCTA ATCCCAACAG
10441 CCTGTGTTACT CAAACCCAAC TGACTCTGAC CCATGACTT AATGATATAG TTTTGCATCT
10501 CCTTGGTCAG CTTTTCTGTA TAAAAAACC TCTCAGAAAC CGGCTGATCG TCACTTAGCC
10561 TCTTTATAGC TACCGACTCC CTATCGACCC CCTCCTCGT TCTTACATGC TGATTACTCC
10621 CACTAATAAT TTTGGCAAGC CAGAAACACA CAGCCTTAGA ACCTCTTAGT CGCCAGCGCA
10681 TGATACATC ACTTCTCGCC TCATCCAGT TTTTCTAAT CCTAGCATTT AGCGCCACCG
10741 AACTGGTAAAT GTTTTACGTA ATATTTGAAG CCACCCTTAT CCCCACGCTA ATCATTATCA
10801 CCCGCTGAGG AAACCAACA GAACGTCTAA ACGCAGGAAC CTACTTTCTC TTCTATACAT
10861 TAGCGGGCTC ACTCCCCCTT CTCGTTGCTT TACTCTACT CCAAAAACACA TCCGGCACCC
10921 TATCGTTGTT AACCGTTCAC TACACGGACC CGCTCGTCT CTCGTCTTAT CTCGTCTTAT
10981 TATGATGAG AGGCTGTCTT TTAGCATTC TGGTTAAAA ACCCCTCTAC GGAGTCCACC
11041 TATGGCTCCC TAAAGCCCAT GTTGAAGTCC CAATTGCAGG CTCAATAATC CTTGCAGCAG
11101 TTCTACTGAA GCTAGGGGGA TACGGCATGA TCCGCATGAT AACGATATTG GAACCTCTAA
11161 CTAAGGAATT AAGTACCCC TTCATTGTCT TTGCACTTTG AGGGGTAAT ATAACTGGCT
11221 CAATTTGTTT ACGCCAGACA GACCTTAACT CCTTAATTGC CTACTCATCA CTGACGCCA
11281 TGGCCTAGT GGCTGGGGGA ATTCTTATTC AATCACCTG AGGCTTAACA GGAGCCCTCA
11341 CCTCATAAT TGACACGGT CTTACTTCAT CAGCCCTCTT CTGCTTGGCA AACACAAACT
11401 ATGAACGAAC CCACAGTCA ACAATGGTCC TGGCGCGAG GCTTCAAGTA GCCCTACCAC
11461 TAATAGCCAC TTGATGGTTT ATTTCTAGCT TGGCCAACT AGCTCTGCCA CCATACCCTA
11521 ACCTCATGGG GGAGCTGATA ATTATCACT CTTTATTCOA CTGGTCTGG TGAATCTGG
11581 CATTAACCGG TGCAAGGACT CTAATCACAG CTGGTTACTC CCTTTACATA TTCTTAATAA
11641 CTCAACGGGG CCTCTCCCA ACACATGTCA TTGCACTTGA GCCATCTCAC ACCCGAGAAC
11701 ACCTTCTTAT TGCACTTCAC CTTATCCCTT TAATTTCTGCT CGTACTTAA GCTGATCTGA
11761 TCTGAGGCTG AACTGCCTGT AGGTGTAGTT TTAACAAAA CATTAGATTG TGATTCTAAA
11821 AATAAGGTT AAAATCCCTT CTCCCACCGA GAGAGGCTCG CAGCAATGAG AACTGCTAAT
11881 TCCCACGACC TTGGTTGGAC CCCTAGGCTC ACTCGAAAAG CTCCTAAAGG ATAACAGCTC
11941 ATCCGTTGGT CTTAGGAACC AAAAACTCTT GGTGCAAAAT CAAGTAGCAG CTATGTACCC
12001 CACCTCCCTA ATGATTTTAT CGAGCCTGAT CACAATCTTT GCATTACTAG CCTATCCTTT
12061 AATCACCCAG ATCCGTCTTA CACCTCGAGG CCTCAATGA GCTACCACCC ATGTCAAAA
12121 AGCTGTAATA ATAGCTTTCT TTGTTAGTCT GCTACCTCTG ACCCTATTTC TTAATGAGGG
12181 CGCAGAAAACA ATCGTTACTA ATTGAACCTG AATAAATACT AACTCCCTCA ATATCAACAT
12241 TAGCTTGAAA TTTGATTTCT ACTCAATTAT TTTTACACCC ATTGCCCTCT ACGTAACCTG
12301 GTCCATCCTA GAGTTCCGAT CATGATACAT GCACGAGAC CCACACATGA ACCGCTTCTT
12361 TAAATACCTC CTGACGTTTC TGATTGCCAT AATCGTCTTA TGAATGCAA ACAATATGTT
12421 TCAACTATT ATCGGCTGGG AGGGAGTGGG GATCATATCG TTCTTACTTA TTGGATGGTG
12481 GTTCGGACCG GCGGATGCTA ACACTGCAGC GCTTCAAGCA GTAATTTACA ACCGAGTAGG
12541 AGACATCGGA CTTATCTTCG CCATGGCTTG AATAGCAGCA AACCTAAACT CCTGAGAGAT
12601 ACAACAAAT TTTGCAACCA CCAAGGACAT AGACTTAACT TACCCTCTTC CTGGACTCAT
12661 CATTGCAGCA ActGGCAAAT CGGCTCAATT CCGACTTACT CCTTGACTAC CCTCCGCTAT
12721 GGAGGGTCCC ACACCGTCT CTGCCCTACT TCATTCTAGC ACTATGGTCT TTGCCGGCAT
12781 TTCTCTGCTA GTACGAATAA GCCCCTCCT GAAAAACAAC CAAACCGCCC TCACAACCTG
12841 CCTATGCCTC GGAGCTCTTA CAACACTATT CACTGCAACC TGTGCCCTCA CGCAAAATGA

12901 TATTAATAAAA ATCGTCGCAT TCTCTACATC CAGCCAGCTT GGGCTTATAA TGGTAACCAT
12961 TGGTCTAAAC CAACCACAAC TAGCATTTCT TCACATCTGT ACACATGCCT TCTTCAAGGC
13021 CATACTGTTT TTATGCTCCG GATCTATTAT CCACAGCCTA AATGACGAAC AAGATATCCG
13081 CAAAATAGGG GGCATACACC ACCTTGCACC TTTCACATCC TCTTGCCTAA CTATTGGCAG
13141 CCTCGCCCTC ACAGGAACCC CCTTCTTGGC TGGCTTCTTC TCTAAAGATG CCATCATCGA
13201 AGCATTGAAC ACATCCCACC TAAACGCCTG AGCCCTAACC TTAACCCCTC TAGCCACCTC
13261 TTTCACAGCA ATCTACAGCT TTCGAGTAGT ATTTTTTGTG CCCATGGGCC ACCCCCGATT
13321 TAGTCCCCTC TCTCCGATCA ACGAAAACAA CCCAGCAGTA ATTAACCCAC TTAAGCGACT
13381 AGCATGGGGA AGTATCGTTG CAGGCTTACT AATTACCTCT AATATATACAC CCTTAAAAAC
13441 CCCTGTCTATA TCTATGCCCG CTCTCCCTAA ACTAGCTGCT CTTGCAGTTA CAATCATCGG
13501 CCTTCTTGT TCTATAGAGC TCGCCATATT AACCAACAAG CAATATGAGC CAATACCCGG
13561 CACGCACATA CATCACTTCT CTGCCTTATT AGGCTTCTTC CCCGGGGTCA TACACCGCCT
13621 AACCCCTGTA TTGCTCTTCT TCTTAGGCCA AAACATGCTT AACCAACAG TAGATCAGAC
13681 ATGATTAGAA AAAACAGGCC CCAAAGCCAT TGAATCCGCT AACCCGACCTC TAGTGTCTC
13741 TACAAGTAAT GTTCAACGGG GGGTGATCAA AACATATCTT ACCCTCTTCC TCCTAACACT
13801 AGCCCTTATA ATCCCCATAT TCATCACCTA AACCGCTCGC AACGCCCTC GGCTCATACC
13861 CCGAGTTAAC TCAAGGACTA CAAACAAAGT TAAGACCAAT ACCCATGCAC TAGTGATTAA
13921 CAACCACCCC CCAGAAGAGT ATATTAAGGC TACCCCTCCG ATATCCCTC GAAATACGGA
13981 AAATCCCCC AACTCATCTG CTAAGACCCA AGAAGATTCA TACCACCCC CTCAAAAACA
14041 TCCAGAAACT AATAATACTC CTCTGTATA GACAACCCCG TAGACCATTA CCGACCAACT
14101 ACCCCAGCTC TCTGGGTACG GCTCAGCAGC TAACGCTGCT GAATATGCAA ATACAACATA
14161 CATCCCGCTC AAGTAAATTA AGAACAGGAC TAGTGACAAA AAGGGCCCTC CATGCCAAC
14221 TAATATACCA CACCCCATGC CAGCTACCAC AACCAACCC AAAGCAGCAA AATAAGGGGA
14281 CGGATTAGAA GCAACTGCAA CTAACCCCAA CACAAGAGAA AATAAAACTA AATATATAGC
14341 GAAAGTCATA ATTCTGCGCA GGACTTTAAC CAGGACTAAT GGCTTGAAAA ACCACCGTTG
14401 TTATTCAACT ACAAGAACCC TAATGGCCAG TCTACGTAAA TCCCACCTC TTCTAAAAAT
14461 GCCAAACGAT GCTTTAGTCG ACCTCCAGC CCCCTCTAAT ATCTCTGTTT GATGAAACTT
14521 TGGGTCTCTT TTAGGACTCT GTTTAATTAC CCAAATTGCA ACCGGCTTAT TTCTAGCCAT
14581 ACCTACACA TCAGACATTG CTAAGCTGCT CACCTCCGTA GCCCACATCT GTCGAGACGT
14641 CACTACGGC TGACTTATCC GAAGCATTCA TGCCAACGGC GCATCATTCT TTTTCATTTG
14701 CCTCTACCT CATATTGGTC GAGGTCTATA CTATGGCTCT TACCCTATA AAGAAACATG
14761 AACTGTTGGG GTTATTCTCT TCCTTCTCGT AATAATAACA GCCTTCGTTG GATACGTCCT
14821 CCCTGAGGA CAAATGTCTT TTTGAGGTGC AACCGTTATT ACCAACCTTC TATCTGCCGT
14881 CCCCTACGTC GGAAACACCC TGGTCCAATG GATCTGAGGT GGTTTTTCTG TAGACAATGC
14941 TACCCTACC CCGTTCTTTG CCTTCCACT CCTCTTCCC TTCATCATCG TCGCCGCAAC
15001 GTTAATTCAT CTAAGCTTTC TTCACGAAAC TGGCTCAAAC AACCCCAACCG GGCTAAACTC
15061 AGACTCCGAC AAAGTTCCTT TTCACCCCTA CTTCACTTAC AAGGACCTCT TAGGCTTTG
15121 AGTCTTCTT ACTGCATTAG CATCCCTAGC CCTATTTTCC CCAAATCTCT TAGGAGACCC
15181 AGATAACTTT ACCCTGCAA ATCCGCTGTG TACTCCCCA CACATTAAGC CAGAGTGATA
15241 CTCTCTGTT CCCTATGCTA TTCTCCGCTC CATTCCAAAC AAACCTGGAG GAGTACTTGC
15301 CCTTTTATC TCAATCTTAG TTCTTATGCT CGTCCCTTC CTTTACACT CTAACAACAG
15361 AAGCCTGATA TTCCGTCCTC TAACACAATT TTTGTCTGA TCTTTAGTAG CAGACGTTAT
15421 GATTCTAAGT TGAATTGGAG GAATGCCGCT AGAACACCCC TTCGTTATCA TTGGACAAGT
15481 AGCGTCTCTC CTTTACTTCT CCTTCTCCT AGTCCTGATC CCAACAGCAG GTTGACTAGA
15541 GAATAAAGTC CTTGGATGAA AATGCACTAG TAGCTCAGCA CACAGAGCCC CAGTCTTGTA
15601 AACTGGCCGT CGGAGGTTAG AATCCTCCCT ACTGCTCAA GAAAGGAGAT TTCAACTCCT
15661 ACCCTAATC CCAAAAGCTA GGATCTTAGC ACTAAACTAT TCTTTGTTGGT ACATAAATGT
15721 ACAATGAAGG ATTTTCATAT ACATGTATGT AATAACACCA TATATTTATA GTAACCATTT
15781 TATGTAATGT ACTAGGACAT ACATGTATAA TCACCACATC TCGTAATAGA ACACCTATT
15841 ACCACATTT TTAACATAAG CGAACATAAA CCTGAATAAT CACTAATCTT AAATAAGTGG
15901 AAGTCCAGGA CCAGTCGAGA TCTAAGACCC AACACAACAC TCATCAGTCC AGTTATACCA
15961 AGACTCAAAA TCTCGCCGAC CTCAAAATCC TATGTAGTAA GAGCCTACCA ACCGGTGATT
16021 CCTAATGAT AACTCTTATT GAGGGTGAGG GACAAAATT GTGGGGGTTT CACTCGGTGA
16081 ATTATTCTCG GCATTTGGTT CCTACTTCAG GGCCATFGAT TGATATTATC CCTCACACTT
16141 TCATCGACAC TTACATAAGT TAATGTTGAT AATACATACG ACTCGTTACC CAGCAAGCCG
16201 GCGGTTCACT CCAGCGGGTA AGGGTCTCTC TTTTTTTTTT TCCTTTCAT TGACTTTTCA
16261 AAGTGCATCC AGCCAACAGA GACGTTTAAA GGGGGAGCAC TTTTCTTGCA CGCGCCGTAC
16321 ATAGTATCCA GTAGGGAGT CTTTATTA AAATAACAT TAAGTGTAT CATGTGCATA
16381 AAGATTGCTC CATTCTTCT ATCATCCCCA GGATACCCCTC TTTTTTTGCG CGAAAAACCC
16441 CCTTACCCTC CTAACCCCTC GAAATTGCTA AGACCCCTGA AAACCCCCCG GAAACAGGAC
16501 AAACCTCTGG TAGCTCAGAA AAGGCAATTA CTTTTTATACC ACTTTTCAAC CCACAATAC
16561 CCTGGCTTAT TCACAACCCC ACCAGTTGTT TTAATAATAC CACTTTTCAA CCCACAAATA
16621 CCCCTGGCTT ATCACAACCC CACCAGTTGT TTTAATAATA CCACTTTTCA ACCCAAAAT
16681 ACCCTGGCTT TATCACAACC CCACCAGTTG TTTAATAAAT ACCACTTTTC AACCACAAA
16741 TACCCTGGC TTATCACAAC CCCACCAGTT GTTTAATAA TACCCTTTT CAACCACAA
16801 ATACCCTGG CTTATCACA CCCACCAGT TGTTTAATA ATACCCTTT TCAACCCACA
16861 AATACCCCTG GCTTATCACA ACCCCACCAG TGTTTTAAAT AATACCCTT TTCACCCAC
16921 AAATAACCCCT GGCTTATCAC AACCCACCA GTTGTTTTAA TAATACCCT TTTCAACCCA
16981 CAAATACCCC TGGCTTATCA CAACCCACC AGTTGTTTAA ATAATACCAC TTTTCAACCC
17041 ACAATAACCC CTGGCTTATC ACAACCCACC CAGTTGTTTT AATAATACCA CTTTTCAACC
17101 CACAAATACC CCTGGCTTAT CACAACCCCA CCAGTTGTTT TAATAATACC ACTTTTCAAC
17161 CCACAATAAC CCTGGCTTAT TCACAACCCC ACCAGTTGTT TTAATAATAC CACTTTTCAA
17221 CCCACAATA CCCCTGGCTT ATCACAACCC CACCAGTTGT TTTAATAATA CCACTTTTCA
17281 ACCCAAAAT ACCCCTGGCT TATCACAACC CCACCAGTTG TTTTAAATAAT ACCACTTTTC
17341 AACCCACAAA TACCCCTGGC TTATCACAAC CCCACCAGTT GTTTTAAATA TACCCTTTT
17401 CAACCACAAA ATACCCCTGG CTTATCACA CCCACCAGT TGTTTAATAA ATACCCTTT
17461 TCAACCCACA AATACCCCTG GCTTATCACA ACCCCACCAG TTGTTTAAAT AATACCCTT
17521 TCAACCCAC AAATACCCCT GGCTTATCAC AACCCACCA GTTGTTTTAA TAATACCCT
17581 TTTCAACCCA CAAATACCCC AAACCCACAA ACGCCCTGTC ACCTTCTTCA TGATCAAAAA

17641 ACTGCTGTTT AGATTATTTT AAGTATTCCT TTCACCACCC TAACTACGGA AGGCACAAAA
 17701 CAAAATCCAA GAAAACCTGCT CCATTCAAAT ACCTTTTTTTT AACCCGATAGA CCCTTAAGTC
 17761 CTCTGAAAA CAGCCCTTTT AACGCCCAA AGGCTAAACA CAAACAGAGT ACCACCTCTA
 17821 GATGTGGCTA GAAAATTTAC T

Hippoglossus stenolepis 3 17963 bp

1 GCTGACGTAG CTTAATTAATA GCATAACACT GAAGATGTTA AGATGGGCCC TAGAAAGCCC
 61 CGGGAGCACA AAGGCTTGGT CCTGACTTTA CTGTCGACTT TAACTAAACT TACACATGCA
 121 AGTATCCGCC CCCCTGTGAG AATGCCACACA ACTCCCTGCT TGGGAACTAG GAGCCGGTAT
 181 CAGGCACAAG CCCAGCTAGC CCACGACGCC TTGCTTAGCC ACACCCTCAA GGGAACTCAG
 241 CAGTGATAAA TATTAAGCCA TAAGTGAAAA CTTGACTTAG TTAAGGTAA GAGGGCCGGT
 301 AAAACTCGTG CCAGCCACCG CGGTTATACG AGAGGCCCAA GTTGACAAAC AACGGCGTAA
 361 AGAGTGGTTA GGGGATTAC TAAACTAGAG CCGAACGCTT TCAAAGCTGT TATACGCACC
 421 CGAAAGTATG AAACCCAATT ACGAAAAGTAG CTCTACTCAT CCTGAACCCA CGAAAGCTAA
 481 GAAACAAACT GGGATTAGAT ACCCCACTAT GCTTAGCCCT AAACATCGAT TGCCTATAC
 541 ACTCCATATC CGCCCGGAA TTATGAACAT CAGTTTAAAA CCCAAAGGAC TTGGCGGTGC
 601 TTAACATCCA CTTAGAGGAG CCTGTTCTAG AACCGATAAC CCCCCTTAAA CCTCACCTTC
 661 TCTTGTTTT TCCGCCTATA TACCACCGTC GTCAGCTTAC CCTGTGAAGG CTTTACAGTA
 721 AGCAAGAAATG GCACAGCCCA AAACGTCAGG TCGAGGTGTA GTGAATGAGG AGGGAAGAAA
 781 TGGGCTACAT TTGCTAAACA TAGCAAACAC GAATGTTGCA TTGAAACATG TAACTGAAGG
 841 AGGATTTAGC AGTAAGCAGG AAATAGAGCG TCCCGCTGAA ACTGGCCCTA AAGCGCGCAC
 901 ACACCCGCCG TCACCCTCCC CAAGCCCCCT AAACCTAACT AATTAATAAC CTACAACCCG
 961 CGAAGGGGAG GAAAGTCGTA ACATGGTAA GGTACCGGAA GGTGCGCTTG GAAAATCAG
 1021 AGTGTAGCTA AGATAGAATA CAGCATCTCA CTTACACCGA GAAGACGTCC GTGCAAGTCG
 1081 GATCACCTCG ACGCCTATTA GCTAGCCCAA CCCCTTAAACA CAACAAACCC CCATTTATAA
 1141 CCCCTAAAGC ACGAAACACC CACGTAGCTA AACCATTTCT CCCCCTAAGT CCAGGCGATA
 1201 AAAAAGGAAA TTTTGGAGCA ATAGAAAAAG TACCGCAAGG GAAAGCTGAA AGAGAGATGA
 1261 AAAAGCCAG TAAAGCTTAA GAAAGCAGAG CTTAGTGCTC GTACCTTTTG CATCATGATT
 1321 TAGCTAGCAC TTTCAAGCAA AGAGAACCTA GAGTTTGTA CCCCAGAACT GAGTGAGCTA
 1381 CTCCAAGACA GCCTATTTAT AGGGCGAACC CGTCTCTGTG GCAAAAAGAGT GGGAAAGAGT
 1441 TTAGGTAGAG GTGACAAACC TACCGAACTC AGTTATAGCT GGTTCCTGTG GAATTGAATA
 1501 GAAGTTCAGC CCCCTGGGTT CTCCACTCAT GCACTTTATT AACCCCTCAG ATGCAATGAG
 1561 GAACCAGGGG TGTAGTCAA AGGGGGTACA GCCCCTTTGA TACAAGACAC AACTTTCTCA
 1621 GCAGGATAAA GATCATATTC AAATAAGGAC AGATGTTTTA GTGGGCCTAA AAGCAGCCAC
 1681 CTTAATAGAA ACGGTTAAAG CTCAAAACATA AAGCCCTCCC GTTATACCGA TAACCTATC
 1741 TTATTCCTCC ACATTTAACA GGCCCTCCTA TGCACCACAT AGGAACGACT ATGCTAATAT
 1801 GAGTAATAAG AGGGTATAAT CACCCTCTCC TTGCACATGT GTAATTCGGA ACGGACCCCC
 1861 CACCGAATCT TAACGGCCCC AATCAAAGAG GGTATTGGAA ACTACCACAA ATTTAGGCCA
 1921 GAAAAACATC CAATGCAAAC CCGTTAACC CACACTGGTG TGCCCAAAAG GAAAGACCAA
 1981 AGGGGGGAGA AGGAACTCGG CAAACATACC CCAAGCCTCG CCTGTTTACC AAAAACATCG
 2041 CCTCTTGCA TACCACAGTA TAAGAGGTCC CGCCTGCCCA GTGACCATAT AGTTCAACGG
 2101 CCGCGGTATT TTGACCGTGC AAAGGTAGCG TAATCACTTG TCTTTTAAAT GAAGACCTGT
 2161 ATGAATGGCA TAACGAGGGC TTAACCTGTCT CCTTCCCCCG GTCAATGAAA TTGATCTCCC
 2221 CGTGCAGAAG CGGGGATTAA ACCATAAGAC GAGAAGACCC TATGGAGCTT TAGACACACA
 2281 GGTGGCCCAT GTCAAAACC CCCAGCTAAG GGCCTGAACT AAATGGAAATC TGCCCTGATG
 2341 TCTTCGGTTG GGGCGACCAT GGGGAATACA AAACCCCCAC GTGGAAGGG AGCACACCCC
 2401 TAAGTACTCT CTTCTCCGC AAGCCAGAGC AACAGCTCTA ACCAGCAGAA ATTCCTGACC
 2461 AACTGATCCG GTAAAACCGA TCAACGAACC AAGTTACCCT AGGGATAACA GCGCAATCCC
 2521 CTTTTAGAGC CCATATCGAC AAGGGGGTTT ACGACCTCGA TGTTGGATCA GGACATCCTA
 2581 ATGGTGCAGC CGCTATTAAG GGTTCGTTTG TTCAACGATT AAAGTCCTAC GTGATCTGAG
 2641 TTCAGACCGG AGTAATCCAG GTCAGTTTCT ATCTATGACA TGATCTTTTC TAGTACGAAA
 2701 GGACCGAAAA GAAGAGGCC CTGCTAAAAG TACGCCTCAC CCCCACCTAT TGAAAAAATC
 2761 TAAACTAGGC AAAAGGGCAT AACCCTTTTG CTGGAGATA CAGCAAGTTG GGGTGGCAGA
 2821 GCCCGGCTAA TGCAAAAAGC CTAAGCCCTT TCCACAGAGG TTCAAATCCT CTCCTTAACT
 2881 ATGATTTCAA CTCTCATTAC GCATATTATC AACCCACTAA CCTTTATTGT CTTGTATTG
 2941 CTAGCCGTAG CATTCCTTAC CCTCCTTGAA CGAAAAGTGC TAGGCTACAT ACAACTCCGA
 3001 AAAGGGCCAA ACATCGTAGG GCCTTACGGC CTCCTTCAAC CTATTGCTGA TGGTGTAAAA
 3061 CTCTTTATTA AAGAACCAT TCGACCTTCG ACCGCATCAC CCGTCTTATT CCTCCTGGCC
 3121 CCTATGCTCG CTCTCACACT AGCCCTAAC CTTTGAGCCC CCATACCTTT CCCGTACCCT
 3181 GTCGTGGACC TTAACCTAGG TATTTTATTT ATTCTAGCCC TATCTAGCCT TGCAGTATAT
 3241 TCTATTCTGG GCTCCGGCTG AGCATCTAAT TCAAAATATG CCCTAGTAGG GGCCTGCGG
 3301 GCTGTGCGAC AAACAATTTT TTACGAAGTT AGCCTTGGAC TCATCTTGCT AAACATTATC
 3361 ATCTTTACCG GAGGCTTCAC ACTTCAAACC TTTAACACAG CCCAAGAGGC CATTGACTA
 3421 GTAGTGCCTG CTTGACCACT GGCTGCCATA TGATATATCT CCACTCTTGC CGAAACAAAC
 3481 CGTGCACCCT TCGACTTAAC AGAAGGAGAG TCTGAACTTG TCTCGGGCTT CAACGTAGAG
 3541 TACGCAGGCG GACCCCTTCG CTTGTTCTTC TTGGCCGAAT ATTCAAATAT TCTCCTAATA
 3601 AATACCCTGT CCGCTACACT ATTTTATAGG GCCTCCCA TCCATCTAT TCCAGAATTA
 3661 AACAGTATCA ATATTATGAC TAAAGCAGCC CTTCTGTCAA TTGTCTTCT ATGAGTCCGA
 3721 GCTTCGTACC CGCGATTCCG TTACGACCAA CTTATGCACC TCATTTGAAA AAACTTTCTT
 3781 CCACTGACTT TGGCACTAGT TATCTGACAC TTGGCGCTCC CTATTGCATT CGCTGGTCTC
 3841 CCACCACA TATAGGCGCA GGAGCTGTGC CTGAATTTAA AGGGCCACTT TGATAGAGTG
 3901 AATTATGGGG GTTAAAGTCC CCCCACCTCC TTAGAAGAA GGGGATCGAA CCCAACCTGA
 3961 AGAGATCAAA ACTCTTCGTG CTTCTCTTAC ACCACTTCTT AGTAAGGTCA GCTAAATAAG
 4021 CTCTTGGGCC CATACCCCAA CCATGTAGGT TCAAACTCCT CTTTACTAA TGAACCCCTA
 4081 CATCTTGACC ACTCTTCTAT TTGGTTTGGG CCTAGGAACA ACACACAGT TTGCAAGCTC
 4141 ACACCTGGCT CTCGCTTGA TAGGACTTGA GATTAATACA CTAGCCATTA TCCCTTAAT
 4201 AGCCCAACAT CACCACCCCC GGGCAGTCGA AGCTACCACT AAGTACTTTC TCGCACAGC
 4261 CACAGCAGCC GCCACCTTCC TGTTTGGAG TACTACCAAC GCTTGACTCA CAGGCAATG

4321 GGACATTCAG CAGATAACAC ATCCCCCTCCC AACACAATG ATTGTTATTG CCCTCGCACT
4381 AAAAGTCGGA CTGGCACCAA TGCACCTTTG ACTTCCCGAA GTACTCCAAG GACTAGACCT
4441 AACCCACCGA CTTATCCTCT CAACCTGACA AAAACTTGCA CCCTTTGCC TCTTACTACA
4501 AATTCAAACA ACCAACCTTA CGCCTCTAAT CATTATTGGC TTACTATCCA CGCTCGTTGG
4561 TGGCTGAGGT GTTCTCAACC AAACCCAGTT ACGCAAAGTC CTCGCCTACT CCTCAATTGC
4621 CCACCTTGGC TGAATAATGC TGATCGTTCA ATTTTCACCC CTCCTTGCCC TTCTCACCCCT
4681 CCTCAGTAC TTTACTATGA CTTTCTCAGC ATTCTTAATT TTTAAAGTAA ATAAAGCCAC
4741 CACTGTCAAT GCCCTCGCAA TCTCGTGAAC AAAGACTCCT GCCCTCACAG CCCTAGCACC
4801 CCTGGTTTTA CTATCCCTCG GCGGCCCTCC CCCCCTTACC GGCTTCATAC CCAAGTGATT
4861 TATTCTTCCG GAACTGACTA AGCAAGACCT TCCAGCACTT GCCACCCTCG CCGCTTTAAC
4921 TGCCTCTTTG AGTCTCTACT TCTACCCTCG TCTCTCGTAT GCAATAACCC TCACAATATT
4981 CCCCAACAAC CTCATTGGCG TCACTCCCTG ACGATTCTAC TCCCCCAAT TTACGCTTCC
5041 CCTCGCCGTC TCCACTGCAG CAACCACCCCT TCTTCTCCCA CTAGCCCCCG CTGCCGTAGC
5101 ACTACTGGTC ACCTAAGGGA CTTAGGCTAG CACTTAGACC AATGGCCTTC AAAGCCGTAA
5161 GCGTGAGTGA AAATCTCTCA GTCCCTGTTA AGACTTGGCG GCTACTATCC CACACTTTCT
5221 GCATGCAAAG CAAACACTTT AATTAAGCTA AAGCCTTTCT AGATAGGAAG GCCTTGATCC
5281 TACAAAATCT TAGTTAACAG CTAAGCGCCC AATCCAGCGA GCATCTATCT ACTTTTCCCC
5341 GCCTAATTTA GAAACTAAAA GGGCGGGAAA AGCCCCGGCA GGCAGTTAGC CTGCTTCTTT
5401 AGATTTGCAA TCTAACATGT AACACCCTGG GGCTTGGTAA GAAGAGGGCT TGCACCTCTG
5461 TCTATGGGTC TACAATCCAC CGCTTAACTC AGCCATCCTA CCTGTGGCAA TCACACGTTG
5521 ATTTTCTTCG ACCAATCACA AAGACATCGG CACCCTCTAT CTCGTATTTG GTGCCTGAGC
5581 CGGAATAGTG GGGACAGGCC TAAGTCTGCT TATTCGGGCA GAACTAAGCC AACCCGGGGC
5641 TCCCTGGGGA GACGACAAA TTTATAATGT AATCGTACC GCACACGGCT TTGTAAATAAT
5701 CTTTTTTATA GTAATACCCA TTATGATTGG GGGGTTCCGA AACTGGCTTA TTCCACTAAT
5761 AATTGGGGCC CCAGATATGG CGTTCCCTCG AATGAATAAT ATGAGTTTCT GACTTCTTCC
5821 CCCTCCTTT CTCTCTCTCT TAGCCTCTTC AGGTGTTGAA GCCGGAGCAG GTACCCGATG
5881 AACCCGATAC CCCCCTAG CTGGCAATTT AGCCCCACGG GGAGCATCCG TAGACCTGAC
5941 AATCTTCTCA CTTACCTTG CAGGAATTTT ATCAATTCTG GGGGCAATTA ACTTTATTAC
6001 TACTATCATT AACATGAAAC CCACAACAGT CACTATGTAC CAAATCCCCT TATTTGTTTG
6061 AGCCGTTCTT ATTACAGCCG TACTTCTTCT TCTATCCCTG CCCGTTTTAG CCGCAGGAAT
6121 TACAATACTA CTAACAGACC GCAACCTTAA CACGACCTTC TTTGACCCTG CCGGAGGAGG
6181 TGACCCCATC CTCTACCAAC ACCTATTCTG ATTCTTTGGT CACCCAGAGG TATACATTCT
6241 TATTCTCCCG GGCTTCGGAA TAATTTCTCA CATTGTGTGA TACTATGCAG GTAAGAAAGA
6301 ACCTTTTGGC TACATGGGGA TAGTCTGAGC TATAATGGCC ATTGGACTCC TGGGGTTCAT
6361 TGCTTGGGCA CATCACATAT TTACAGTCGG AATAGATGTA GACACACGAG CCTACTTTAC
6421 CTCTGCCACA ATAATCATTG CGATTCCAAC TGGCGTAAAA GTCTTTAGCT GACTCGCAAC
6481 CCTCCATGGA GGAAGCATT AATGAGAAAC ACCCTTCTA TGAGCCCTCG GCTTTATTTT
6541 CCTCTTTACA GTAGGCGGTC TCACTGGCAT TGTCTTAGCT AACTCCTCTC TCGATATTGT
6601 TCTGATGAC ACATACTATG TAGTCGCTCA CTTCCACTAT GTACTATCTA TGGGTGCTGT
6661 ATTTGCAATC GTTGCCTGCT TCGTCCACTG GTTTCCATTA TTTACAGGCT ATACCCTTCA
6721 CTCCACATGA ACAAATFCC ACTTCCGCTT GATATTTATT GGGGTCAATC TAACATTCTT
6781 CCCCCAACAT TTTCTGGGCC TGGCCGGAAAT ACCCCGACGG TACTCAGACT ACCCAGATGC
6841 ATACACCCTT TGAACACTG TTTCTCAAT CCGGTCCCTG ATGTCCCTCG TTGCTGTAAAT
6901 TTTATTTTTA TTCATTATTT GAGAAGCATT TACAGCCAAA CGAGAAGTCG GAGCAGTAGA
6961 ACTAAGTGA ACTAACATTG AATGACTTTA CGGCTGCCCT CCGCCCTACC ACACATTGGA
7021 AGAGCCCGCA TTCGTACAAG TTCGTATAAA TTCGAACAAG CTAACGAGAA AGGGAGGAGT
7081 TGAACCCCA TCAATTGGTT TCAAGCCAAC CACATAACCG CTCTGTCACT TTCTTCAAA
7141 CACACCAATA AGATACTAGT AAAACGCTAT AACACTGCCT TGTCAGAGCA GAATGTGGG
7201 TTCACCCCC GGTATCTTA AACGCAATGG CACATCCCTC ACAACTCGGA TTTCAAGACG
7261 CAGCTTACAG CTTAATAGAA GAACTACTTC ACTTCCACGA CCACGCCCTA ATAATTGTAA
7321 TTCTCATTAG CACAATAGTA CTTTATATTA TTGCGGCTAT AGTCACAGCC AAACTAACAG
7381 ATAAACTTGT ACTAGACTCT CAAGAAATTT AAATTTATCTG AACAGTTCTC CCGAGCTGTTA
7441 TTCTTATCCT TATCGCCCTA CCATCCATCC GAATTTTGTG CTTAATAGAC GAAATTAATG
7501 ACCCCACCTT GACAATTAAT GCCATTGGCC ACCAGTGATA CTGAAGCTAC GAATACACAG
7561 ACTACGAAGA CCTCGGTTTT GACTCATACTA TAATCCCCAC ACAAGACCTG ACCCCTGGAC
7621 AATTTCCGACT ACTAGAAGCA GACCACCGAA TAGTAATCCC GGTAGAATCC CCAATTCGGC
7681 TTTAATCTC GGCTGAAGAT GTCTTACATT CCTGGGCAGT CCCCTCTCTA GGCCTAAAAG
7741 TTGACGCCGT ACCTGGACGA TTGAACCAAG CAACCTTTAT TGTTAGCCGA CCAGCGGTAT
7801 TTTTCGGACA ATGTTCTGAG ATTTGCGGGG CTAACCATAG TTTTATACCC ATTGTGTGAT
7861 AAGCAGTCCC CCTTGAACAC TTTGAGAACT GGTCTTCACT AATAATTGAA GACGCCCTCG
7921 TAAGAAGCTA ATAAGTACAA GCGTTAGCCT TTTAAGCTAA AGACTGGTGC CTAACAACCA
7981 CCCTTAGGCA CATGCCCTCA CTGAACCCCG CACCCTGATT TGCAATTTTA GTTTTCTCTT
8041 GAATAATCTT TTTAATCTGT ATTTCCCCCA AAGTTTGTAG ACACACCTAT CCTAATGAAC
8101 CCACCTCCCA AAGCACACAA AAACCTAAAA CAGAGCCCTG AAACCTGACCA TGATACTAAG
8161 CTCTTTGAC CAATTTATAT CCCCTTCTA CCTCGGCATC CCCTAATTTG CACTAGCGAT
8221 TAGCCTTGCT TGAATTTGT TCCCAACCCC GCAAGCCCGC TGATTAACA AACCAGGTACT
8281 AACACTTCAA GGGTGATTTA TTAGCCGCTT CACTTCGCAA CTTCTTCTAC CCCTAAACCC
8341 CGGAGGCCAC AAGTGGGACG TCTATTTAC CTTGTTAATA GTTTTCTAT TTTCTATCAA
8401 CATGCTAGGA CTCCTTCCAT ACACCTTCC ACCAACGACC CAACTCTCCC TTAATATAGG
8461 CCTCGCAGTA CCCCTTTGAT TAGCAACTGT CATTATCGGG ATACGAAATC AACCAACGCA
8521 TGCCCTAGGC CACCTTCTTC CAGAAGGCAC CCCCACTGCC CTCATCCCTG TACTTATTAT
8581 CATTGAAACA ATTAGCCTAT TCAATTCGACC CCTCGCTCTC GGTGTCGGAC TAACAGCAAA
8641 TCTCACAGCA GGCCACCTCC TCATTTCAACT CATTGCAACA GCTGCCTTCG TCCTTCTTCC
8701 CCTCATACCT GTTGTGCTA TCTTAAACAAC GGTGGTCCCT TCCCTCCTCA CCCTACTAGA
8761 AGTAGCCGTT GCCATGATTC AAGCTTATGT CTTTGTCTA CTCTAAGCC TATACTTACA
8821 AGAGAACGTT TAATGGCCCA TCAAGCACAC CCCTACCACC TAGTCGACCC CAGCCCATGA
8881 CCCCTAACAG GGGCTATTGC TGCCCTATTG ATAACATCTG GCCTTGCTAT CTGATTCCAC
8941 TTCCACTCCA CAACCTGAT AACTATTGGG ACAATCTTCC TCACCTTAAC AATCTTCCAA
9001 TGATGACGGG ACGTCTGACG GGAAGGCACA TTTCAAGGAC ACCACACTCC CCCCCTTCAA

9061 AAAGGCCCTCC GATATGGTAT AATTTTATTT ATTACCTCAG AAGTCCCTATT CTTCTTAGGC
 9121 TTCTTCTGAG CCTTTTACCA TTCAAGCCTA GCACCTACCC CTGAGCTAGG CGGCTTCTGA
 9181 CCACCGGCGC GCTTACTTCC CTTGAGCCCC TTTGAAGTCC CACTTCTTAA CACAGCAGTC
 9241 CTGCTTGCCCT CTGGCGTAAC TGTTACCTGA GCACACCACA GCATTATAGA GGGTAAACGA
 9301 AAACAAACTAG TTCAATCTCT TGCTCTTACA ATCTTACTCG GGGGGTACTT CACTTTCCTT
 9361 CAAGGCCTAG AGTATCACGA AGCCCCCTTC ACCATTGCAG ACGGAGTTTA CGGCGCTACA
 9421 TTCTTTGTG CCACCGGCTT CCACGGACTA CACGTCTTAA TTGGCACGTC ATTTCTAGCC
 9481 GTTTGTCTAT TACGCCAAAT TCTTACCATT TTCACATCAA ACCACCATT TGGGTTTGAA
 9541 GCAGCCGCAT GATACTGACA CTTCGTAGAC GTCGTCTGAC TTTTCCTCTA TATCTCTATT
 9601 TACTGATGAG GATCTTAATC TTCCTAGTAT TAAATCTAGT ATAAGTGACT TCCAATCACC
 9661 CGGTCTTGGT TAAAATCCAA GGAAGATAA TGAGCCTTCT TCTAACCATC ATTTTCGATTG
 9721 CCACCTCCTCT CTCGACAGTA CTTGCCCTTG TGTCCCTTTG ATTACCCCAA ATTACACCAG
 9781 ACCACGAAAA ACTATCACCT TACGAGTGCG GCTTTGACCC GATAGGATCC GCCCGACTGC
 9841 CTTTTTCACT GCGGTTTTTC CTCATCGCCA TCCTCTTCT TCTATTGAT TTAGAAATTG
 9901 CTCTCCTCCT CCTCTTCCA TGAGGAGACC AACTAGCATC ACCACTACT ACATFCACCT
 9961 GAGCTACAGC TGTCTAGCC CTTCTAACCC TTGGCCTCAT TTACGAATGA ATGCAAGGGG
 10021 GTCTAGAAATG GCGGGAATAG GTGGTTAGTC TAAGAAAAAC ATTTGATTTT GGCTCAAAAA
 10081 CTTGTGGTFTT AAATCCGCAA CCGCTTAATG ACCCCACAC ACTTTGCCTT CTCCTCAGCC
 10141 TTCTTCTGTTG TTTTAAACAG CCGTGCATT CACCGGTTT ACCTCCTATT CGCTCTATTG
 10201 TGCCTTGAAG GAATAATACT ATCCCTATTT ATTGCTCTTT CCCTATGAAC GCTCCAATT
 10261 GATTCAACCA GCTTTTCACT ATCTCCAATA CTTCTGCTTG CATTFTCAGC CTGCGAAGCA
 10321 AGCGCCGGTC TCGCCCTATT AGTAGCCACT GCTCGAACCC ACGGGACCGA CCGATTACAA
 10381 AGCTTAAATG TTCTCCAATG CTAAAAGTCC TAATCCCAAC ACTTATGACT ATCCCAACAG
 10441 CCTGGTTACT CAAACCCAACT TGACTCTGAC CCATGACTTT AATGTATAGC TTTTGCATCT
 10501 CCTGGTCTAG CCTTTCGTA CTAAAAAACC TCTCAGAAAC CGGCTGATCG TCACTTAGCC
 10561 TCTTTATAGC TACCGACTCC CTATCGACC CCCTCCTCGT TCTTACATGC TGATTACTCC
 10621 CACTAATAAT TTTGGCAAG CAGAAACACA CAGCCTTAGA ACCTCTTAGT CGCCAGCGCA
 10681 TGTACATCAC ACTTCTCGCC TCACTCCAGT TCTTCCCTAAT CCTAGCATTT AGCGCCACCG
 10741 AACTGGTAAT GTTTTACGTA ATATTTGAAG CCACCCTTAT CCCCAGCCTA ATCATTATCA
 10801 CCCGCTGAGG AAACCAAACA GAACGTCTAA ACGCAGGAAC CTACTTTCTC TTCTATACAT
 10861 TAGCGGGCTC ACTCCCCTT CTCGTTGCTT TACTCCTACT CCAAAACACA TCCGGCACCC
 10921 TATCGTTGTT AACCCCTCAC TACACGGACC CGCTCGCTCT CTCGCTTAT GCAGACAAAC
 10981 TATGATGAGC AGGCTGTCTT TTAGCATTC TGGTAAAAT ACCCCTCTAC GGAGTCCACC
 11041 TATGGCTCCC TAAAGCCCAT GTTGAAGCTC CAATTGCaGG CTCAATAATC CTTGCAGCAG
 11101 TTCTACTGAA GCTAGGGGGA TACGGCATGA TCCGCATGAT AACGATATTG GAACCTCTAA
 11161 CTAAGGAATT AAGCTACCCC TTCATTGTCT TTGCACTTTG AGGGGTAATT ATAAGTGGCT
 11221 CAATTTGTCT ACGCCAGACA GACCTTAAGT CCTTAATTGC TACTCATCA GTCAGCCACA
 11281 TGGGCCTAGT GGCTGGGGGA ATTTCTTATC AATCACCCCTG AGGCTTAACA GGAGCCCTCA
 11341 CCCTCATAAT TGCACACGGT CTTACTTTCAT CAGCCCTTCT CTGCTTGGCA AACACAACT
 11401 ATGAACGAAC CCACAGTCGA ACAATGGTCC TGGCGCGAGG ACTTCAAGTA GCCCTACCAC
 11461 TAATAGCCAC TTGATGGTTT ATTTCTAGCT TGGcCAACCT AGCTCTGCCA CCACTACCCA
 11521 ACCTCATGGG GGAGCTGATA ATTATCACTT CTTTATTTCAA CTGGTCCCTGG TGAACCTGCG
 11581 CATTAAACCG TCGAGGCACT CTAATCACAG CTGGTTACTC CTTTACATA TTCTTAATAA
 11641 CTCAACGGGG CCTCTCCCA ACACATGTCA TTGCACTTGA GCCATCTCAC ACCCGAAGAC
 11701 ACCTTCTTAT TGCACCTCAC CTTATCCCT TAATTCTGCT CGTACTTAAG CCCGAGCTGA
 11761 TCTGAGGCTG AACTGCCTGT AGGTGTAGTT TTAACAAAAA CATTAGATTG TGATTCTAAA
 11821 AATAAGGTTT AAAATCCCTT CTCCCACCGA GAGAGGCTCG CAGCAATGAG AACTGCTAAT
 11881 TCCCACGACC TTTGGTTGAC CCCTAGGCTC ACTCGAAAAG CTCCATAAAG ATAACAGCTC
 11941 ATCCGTTGGT CTTAGGAACC AAAAAcTCTT GGTGCAAAAT CAAGTAGCAG CTATGTACCC
 12001 CACCTCCCTA ATGATTTTCA TCGAGCCTGAT CACAATCTTT GCATTAAGTAG CCTATCCTTT
 12061 AATCACCCAG ATCCGTCCCTA CACCTCGAG CECTCAATGA GCTACCACCC ATGTCAAAAC
 12121 AGCTGTAAAA ATAGCTTCTT TTGTTAGTCT CCTACCCTG ACTCATTATTC TTAATGAGGG
 12181 CGCAGAAACA ATCGTTACTA ATTGAACCTG AATAAATACT AACTCCTTCA ATATCAACAT
 12241 TAGCTTGAAA TTTGATTCTT ACTCAATTAT TTTTACACCC ATTTGCCCTCT ACGTAACTTG
 12301 GTCCATCTCT GAGTTCGCAT CATGATACAT GCACGCAGAC CCACACATGA ACCGCTTCTT
 12361 TAAATACCTC CTGACGTTTC TGATTGCCAT AATCGTCCCTA AATCGTCCAA GTAACGTGTT
 12421 TCAACTATTT ATCGGCTGGG AGGGAGTGGG GATCATAATCG TTCTTACTTA TTGGATGGTG
 12481 GTTCGGACCG GCGGATGCTA ACACCTGCAG GCTTCAAGCA GTAATTTACA ACCGAGTAGG
 12541 AGACATCGGA CTTATCTTCC CATAGGCTTG AATAGCAGCA AACCTAAACT CTTGGGAGAT
 12601 ACAACAATC TTTGCAACCA CCAAGGACAT AGACTTAACC TACCCTCTTC TCGGACTCAT
 12661 CATTGCAGCA ACTGGCAAAT CGGCTCAATT CGGACTTCAC CCTTGACTAC CCTCCGCTAT
 12721 GGAGGGTCCC ACACCGTCT CTGCCCTACT TCATTCTAGC ACTATGGTCTG TTGCCGGCAT
 12781 TTTCTGTGTA GTACGAATAA GCCCCTCCTT GAAAAACAAC CAAACCGCCC TCACAACCTG
 12841 CCTATGCCTC GGAGCTCTTA CAACACTATT CACTGCAACC TGTGCCCTCA CGCAAAATGA
 12901 TATTAATAAAA ATCGTCGCAT TCTCTACATC CAGCCAGCTT GGGCTTATAA TGGTAAACAT
 12961 TGGTCTAAAC CAACCACAAC TAGCATTTCT TCACATCTGT ACACATGCCT TCTTCAAGGC
 13021 CATACTGTTT TTATGCTCCG GATCTATTAT CCACAGCCTA AATGATGAAC AAGATATCCG
 13081 CAAAATAGGG GGCATACACC ACCTTGCAACC TTTACATACC TTTTGCCTAA TCTTGGCAG
 13141 CCTCGCCCTC ACAGGAACCC CCTTCTTGGC TGGCTTCTTC TCTAAAAGATG CCATCATCGA
 13201 AGCATTGAAC ACATCCCACC TAAACGCCTG AGCCCTAAC TTAACCCCTCC TAGCCACCTC
 13261 TTTACACGTA ATCTACAGT TTCGAGTAGT ATTTTGTGTA CCCATGGGGC ACCCCCGATT
 13321 TAGTCCCCTC TCTCCGATCA ACGAAAACAA CCCAGCAGTA ATTAACCCAC TTAAGCGACT
 13381 AGCATGGGGA AGTATCGTTG CAGGCTTACT AATTACCTCT AATATTACAC CCTTAAAAAC
 13441 CCCTGTCTATA TCTATGCCTC CTCTCCTTAA ACTAGCTGCT CTTGCAGTTA CAATCATCGG
 13501 CCTTCTTGTG GCTATAGAGC TCGCCATATT AACCAACAAG CAATATGAGC CAATACCCGG
 13561 CACGCACATA CACCCTTCT CTGCCCTTATT AGGCTTCTTC CCCCAGGCTCA TACACCGCTC
 13621 AACCCCTGTA TTGCTCTTCT TCCTAGGCCA AAACATTGCT AACCAAACAG TAGATCAGAC
 13681 ATGATTAGAA AAAACAGGCC CCAAAGCCAT TGAATCCGCT AACCCGACCTC TAGTGTCCCT
 13741 TACAAGTAAT ATTCAACGGG GGGTGATCAA AACATATCTT ACCCTCTTCC TCCTAACACT

13801 AGCCCTTATA ATCCCCATAT TCATCACCTA AACCGCTCGC AACGCCCTC GGCTCATACC
13861 CCGAGTTAAAC TCAAGGACTA CAAACAAAGT TAAGAGCAAT ACCCATGCAC TAGTGATTAA
13921 CAACACCCCC CAGAAAGAGT ATATTAAGGC TACCCCTCCG ATATCCCCTC GAAACACGGA
13981 AAACCTCCCC AACTCATCTG CTAAGACCCA AGAAGATTCA TACCACCCCC CTCAAAACAA
14041 CCAGAAACT AATAATACTC CTCCTGTATA GACAACCCCG TAGACCATTA CCGACCAACT
14101 ACCCCAGCTC TCTGGGTACG GCTCAGCAGC TAACGCTGCT GAATATGCAA ATACAACATA
14161 CATCCCGCCT AAGTAAATTA AGAACAGGAC TAGTGACAAA AAGGGCCCTC CATGCCCAAC
14221 TAATATACCA CACCCCATGC CAGCTACCAC AACCAAACCC AAAGCAGCAA AATAAGGGGA
14281 CGGATTAGAA GCAACTGCAA CTAACCCCAA CACAAGAGAA AATAAAACTA AATATATAGC
14341 GAAAGTCATA ATTCCTGCCA GGACTTTAAC CAGGACTAAT GGCTTGAAAA ACCACCGTTG
14401 TTATTCACCT ACAAGAACCC TAATGGCCAG TCTACGTAAA TCCCACCCTC TTCTAAAAAT
14461 CGCAAACGAT GCTTTAGTCG ACCTCCCAGC CCCCTCTAAT ATCTCTGTTT GATGAACTT
14521 TGGGTCTCTT TTAGGACTCT GTTTAATTAC CCAAATTGCA ACCGGCTTAT TTCTAGCCAT
14581 AACTACACA TCAGACATTG CTAAGTCCCT CACCTCCGTA GCCCACATCT GTCGAGACGT
14641 CAACCTACGG TCGCTTATCC GAAGCATTCA TGCCAACGGC GCATCATTCT TTTTCATTG
14701 CCTCTACCTT CATATTGGTC GAGGTCTATA CTATGGCTCT TACCTCTATA AAGAAACATG
14761 AACTGTTGGG GTTATTCTCC TCCTTCTCGT AATAATAACA GCCTTCGTTG GATACGTCTT
14821 CCCTTGAGGA CAAATGTCTG TTTGAGGTGC AACCGTTATT ACCAACCTTC TATCTGCCGT
14881 CCCTCACGTC GGAAACACCC TGGTCCAATG GATCTGAGGT GGTTTTCTG TAGACAATGC
14941 TACCCTCACC CGGTTCTTTG CCTTCCACTT CCTCTTCCCC TTCATCATCG CTGCCGCAAC
15001 GTTAATTGAT CTAAGTCTTC TFCACGAAAC TGGCTCAAAC AACCCAACCG GGCTAAACTC
15061 AGACTCCGAC AAAGTTCCTT TFCACCCCTA CTTCACTTAC AAGGACCTCT TAGGCTTTG
15121 AGCTCTTCTT ACTGCATTAG CATCCCTAGC CCTATTTTCC CCAAATCTCT TAGGAGACCC
15181 AGATAACTTT ACCCCTGCAA ATCCGCTTGT TACTCCTCCA CACATTAAGC CAGAGTGATA
15241 CTTCCTGTTT GCCTATGCTA TTCTCCGCTC CATTCCAAAC AAACCTGGAG GAGTACTTGC
15301 CCTTTTATTC TCAATCTTAG TTCTTATGCT CGTCCCCTTC CTTTCATACCT CTAACAACG
15361 AAGCCTGATA TTCCGTCACC TAACACAATT TTTGTTCTGA TCTTTAGTAG CAGACGTTAT
15421 GATTCTAACT TGAATTGGAG GAATGCCCGT AGAACACCCC TTCGTTATCA TTGGACAAGT
15481 AGCGTCTCTC CTTTACTTCT CCCTCTTCTT AGTCCCTGATC CCAACAGCAG GTTGACTAGA
15541 GAATAAAGTC CTTGGATGAA AATGCACCTAG TAGCTCAGCA CACAGAGCCC CAGTCTTGTA
15601 AACTGGCCGT CGGAGGTTAG AATCCTCCCT ACTGCTCAAA GAAAGGAGAT TTCAACTCCT
15661 ACCCCTAACT CCCAAAGCTA GGATTCTAGC ACTAAACTAT TCTTTGTGGT ACATAAAATGT
15721 ACAATGAAGG ATTTTCATAT ACATGTATGT AATAACACCA TATATTTATA GTAACCATTT
15781 TATGTAATGT ACTAGGACAT ACATGTATAA TCACCACATC TCGTAATAGA ACACCTCATT
15841 ACCACCTTTT TTAACATAAGA CGAACAATAA CTTGAATAAT CACTAATCTT AAATAAGTGG
15901 AAGTCCAGGA CCAGTCGAGA TCTAAGACCG AACACAACAC TCATCAGTCG AGTTATACCA
15961 AGACTCAAAA TCTCGCCGAC CTCAAAATCC TATGTAGTAA GAGCCTACCA ACCGGTGATT
16021 CCTAATGATG AACTCTTATT GAGGGTGAGG GACAAAAAAT GTGGGGGTTT CACTCGGTGA
16081 ATTATTCCTG GCATTTGGTT CCTACTTCAG GGCATTGAT TGATATATAT CCTCACACTT
16141 TCATCGACAC TTACATAAGT TAATGTTGAT AATACATACG ACTCGTTACC CAGCAAGCCG
16201 GCGTTCCTC CCAGCGGTA AGGGGTTCTC TTTTTTTTTT TCCTTTCACT TGACATTTCA
16261 AAGGGCATCC AGCCAACAAA AACGTTTAAA GGGGGAGCAC TTTTCTTGCA CGCACCGTAC
16321 ATAGATACCA GTAGTGAGT CTTTATTAAA AAAATAACAT TAAGTGTAT CATGTGCATA
16381 AAAATTTGCT CATTTCTTCT ATCATCCCC GGATACCCCC TTTTTTTGCG CAAAAAACCC
16441 CCCTACCCCC CTAAACCCCT GAAGTTGCTA ACACCCCTGA AAACCCCCCG GAAACAGGAC
16501 AAACCTCTGG TAGCTCAaAA AAGGcAaTTA CTTTTTATACC ACTTTTCAaC CCACAATAC
16561 CCCTGGCTaA TCACaaCCCC aCCAGTTGTT TTAatAATAC CACTTTTCAA CCCACAATA
16621 CCCTGGCTT ATCACAACCC CACCAGTTGT TTTAATAATA CCACTTTTCA ACCCACAAAT
16681 ACCCTGGCT TATCACAACC CCACCAGTTG TTTTAATAAT ACCACTTTTC AACCCACAAA
16741 TACCCCTGGC TTATCACAAC CCCACCAGTT GTTTTAATAA TACCCTTTT CAACCCACAA
16801 ATACCCCTGG CTTATCACA CCCACCAGT TGTTTTAATA ATACCCTTT TCAACCCACA
16861 AATACCCCTG GCTTATCACA ACCCCACCAG TTGTTTTAAT AATACCCTT TTCAACCCAC
16921 AAATACCCCT GGCTTATCAC AACCCACCA GTTGTTTTAA TAATACCCT TTTCAACCCA
16981 CAAATACCCC TGCTTATCA CAACCCACC AGTTGTTTTA ATAATACCAC TTTTCAACCC
17041 ACAATAACCC CTGGCTTATC ACAACCCAC CAGTTGTTTT AATAATACCA CTTTTCAACC
17101 CACAATAACC CCTGGCTTAT CACAACCCCA CCAGTTGTTTT TAATAATACC ACTTTTCAAC
17161 CCACAATAAC CCCTGGCTTA TCACAACCC ACCAGTTGTT TTAATAATAC CACTTTTCAA
17221 CCCACAATAA CCCTGGCTT ATCACAACCC CACCAGTTGT TTTAATAATA CCACTTTTCA
17281 ACCCAAAAT ACCCCTGGCT TATCACAACC CCACCAGTTG TTTTAATAAT ACCACTTTTC
17341 AACCCACAAA TACCCCTGGC TTATCACAAC CCCACCAGTT GTTTTAATAA TACCCTTTT
17401 CAACCCACAA ATACCCCTGG CTTATCACA CCCACCAGT TGTTTTAATA ATACCCTTT
17461 TCAACCCACA AATACCCCTG GCTTATCACA ACCCCACCAG TTGTTTTAAT Aataccactt
17521 ttcaACCCAC AAATACCCCT GGCTTATCAT AACCCACCA GTTGTTTTAA TAATACCCT
17581 TTTCAACCCA CAAATACCCC TGGCTTATCA CAACCCACC AGTTGTTTTA ATAATACCAC
17641 TTTTCAACCC ACAATAACCC CTGGCTTATC ACAACCCAC CAGTTGTTTT AATAATACCA
17701 CTTTTCAACC CACAATAACC CCAAACCCAC AAACGCTGTC TCACCTTCTT CATGATCAAA
17761 AAACCTGCTG TTAGATTATT TCAAGTATTC CTTTCACCAC CCTAACTACG GAAGGCACAA
17821 AACAAAATCC AAGAAAACCTG CTCCATTCAA ATACCTTTTT TTAACCGATA GACCCTTAAG
17881 TCCTCCTGAA AACAGCCTT TTAACGCCCC AAAGGCTAAA CACAACAGA GTACCACCTC
17941 TAGATGTGGC TAGAAAAATT ACT

Hippoglossus stenolepis 4 17902 bp

1 GCTGACGTAG CTTAATTTAA GCATAACACT GAAGATGTTA AGATGGGCC TAGAAAGCCC
61 CGGGAGCACA AAGGCTTGGT CCTGACTTTA CTGTGCACT TAACATAAAT TACACATGCA
121 AGTATCCGG CCCCTGTGAG AATGCCCACT ACTCCCTGCT TGGGAACCTAG GAGCCGGTAT
181 CAGGCACAAG CCCAGCTAGC CCACGACGCC TTGCTTAGCC ACACCCCTCA GGGAACTCAG
241 CAGTGATAAA TATTAAGCCA TAAGTGAAAA CTTGACTTAG TTAAGGTTAA GAGGGCCGGT
301 AAAACTCGTG CCAGCCACCG CGGTTATACG AGAGGCCCAA GTTGACAAAC AACGGCGTAA

361 AGAGTGGTTA GGGGATTTAC TAAACTAGAG CCGAACGCTT TCAAAGCTGT TATACGCACC
421 CGAAAGTATG AAACCCAAAT ACGAAAGTAG CTCTACTCAT CCTGAACCCA CGAAAGCTAA
481 GAAACAAATG GGGATTAGAT ACCCCACTAT GCTTAGCCCT AAACATCGAT TGCACTATAC
541 ACTCCATATC CGCCCGGGAA TTATGAACAT CAGTTTAAAA CCCAAAGGAC TTGGCGGTGC
601 TTAACATCCA COTAGAGGAG CCTGTTCTAG AACCGATAAC CCCCCTTAAA CCTCACCTTC
661 TCTTGTTTTA TCCGCCTATA TACCACCGTC GTCAGCTTAC CCTGTGAAGG CTTTACAGTA
721 AGCAAAATG GCACAGCCCA AAACGTCAGG TCGAGGTGTA GTGAATGAGG AGGGAAGAAA
781 TGGGCTACAT TTGCTAAACA TAGCAAACAC GAATGTTGCA TTGAAACATG TAACTGAAGG
841 AGGATTTAGC AGTAAGCAGG AAATAGAGCG TCCCGCTGAA ACTGGCCCTA AAGCGCGCAC
901 ACACCGCCCG TCACCCTCCC CAAGCCCCCT AAATAAACT AATTTAAAAC CTACAACCCG
961 CGAAGGGGAG GAAAGTCGTA ACATGGTAAAG TGTACCGGAA GGTGCGCTTG GAAAATCAG
1021 AGTGTAGCTA AGATAGAATA CAGCATCTCA CTTACACCGA GAAGACGTCC GTGCAAGTCG
1081 GATCACCCCTG ACGCCTATTA GCTAGCCCAA CCCCTTAAACA CAACAAACCC CCATTTATAA
1141 CCCCTAAAGC ACGAAACACC CACGTAGCTA AACCATTTCT CCCCCTAAGT CCAGGCGATA
1201 AAAAAGGAAA TTTTGGAGCA ATAGAAAAGG TACCGCAAGG GAAAGCTGAA AGAGAGATGA
1261 AAAAGCCAG TAAAGCTTAA GAAAGCAGAG CTTAGTGCTC GTACCTTTTG CATCATGATT
1321 TAGCTAGCAC TTTCAAGCAA AGAGAACTTA GAGTTTGTAA CCCCAGAACT GAGTGAGCTA
1381 CTCCAAGACA GCCTATTTAT AGGGCGAACC CGTCTCTGTG GCAAAAAGAGT GGAAGAGGCT
1441 TTGAATGAGC GTGACAACC TACCAGACTC AGTTATAGCT GGTTCCTGTG GAAATGAATA
1501 GAAGTTCAGC CCCCTGGGTT CTCCACTCAT GCACTTTATT AACCCCTCAG ATGCAATGAG
1561 GAACCAGGGG TGTAGTCAA AGGGGGTACA GCCCCTTGA TACAAGACAC AACTTTCTCA
1621 GCAGGATAAA GATCATATTC AAATAAGGAC AGATGTTTTA GTGGGCCTAA AAGCAGCCAC
1681 CTTAATAGAA ACGGTTAAAG CTCAAAACATA AAGCCCTCCC GTTATACCGA TAACCTTATC
1741 TTATTCCCC ACATTTAAAC GGCCCTCCTA TGCACCACAT AGGAACGACT ATGCTAATAT
1801 GAGTAATAAG AGGGTATAAT CACCCTCTCC TTGCACATGT GTAAATCGGA ACGGACCCCC
1861 CACCGAATCT TAACGGCCCC AATCAAAGAG GGTATTGGAA ACTACCACAA ATTTAGGCCA
1921 GAAAACACAT CAATGCAAAC CCGTTAACCC CACACTGGTG TGCCCAAAG AAGAGACCAA
1981 AGGGGGGAGA AGGAACTCGG CAAACATACC CCAAGCCTCG CCTGTTTACC AAAAACATCG
2041 CCTCTTGCA TACCACAGTA TAAGAGGTCC CGCCTGCCCA GTGACCATAT AGTTCAACGG
2101 CCGCGGTATT TTGACCGTGC AAAGGTAGCG TAATCACTTG TCTTTTAAAT GAAGACCTGT
2161 ATGAATGGCA TAACGAGGGC TTAACCTGTCT CCTTCCCCCG GTCATGAAA TTGATCTCCC
2221 CGTGCAGAAG CGGGGATTAA ACCATAAGAC GAGAAGACCC TATGGAGCTT TAGACACACA
2281 GGTGGCCCAT GTCAATACC CCCAGCTAAG GGCCTGAAC AAATGGAATC TGCCCTGATG
2341 TCTTCGGTTG GGGCGACCAT GGGGAATACA AAACCCCCAC GTGGAAGGG AGCACACCCC
2401 TAAGTTACTT CTTCTCCCGC AAGCCAGAGC AACAGCTCTA ACCAGCAGAA ATTCGTACCA
2461 AACTGATCCG GTAAAACCGA TCAACGAACC AAGTTACCCT AGGGATAACA GCGCAATCCC
2521 CTTTTAGAGC CCATATCGAC AAGGGGGTTT ACGACCTCGA TGTTGGATCA GGACATCCTA
2581 ATGGTGCAGC CGCTATTAAG GGTTCGTTTG TTCAACGATT AAAGTCCTAC GTGATCTGAG
2641 TTCAGACCGG AGTAATCCAG GTCAGTTTCT ATCTATGACA TGATCTTTTC TAGTACGAAA
2701 GGACCGAAAA GAAGAGGCC CTGCTAAAAG TACGCCTCAC CCCCACCTAT TGAAAAAATC
2761 TAAACTAGGC AAAAGGGCAT AACCCTTTGT CTGGAGATAA CAGCAAGTTG GGGTGGCAGA
2821 GCCCGGCTAA TGCAAAAAGC CTAAGCCCTT TCCACAGAGG TTCAAATCCT CTCCTTAACT
2881 ATGATTTCAA CTCTCATTAC GCATATTATC AACCCACTAA CCTTTATTGT ACCTGTATTG
2941 CTAGCCGTAG CATTCCCTTAC CCTCCTTGAA CGAAAAGTGC TAGGCTACAT ACAACTCCGA
3001 AAAGGGCCAA ACATCGTAGG GCCTTACGGC CTCCTTCAAC CTATTGCTGA TGGTGTAAAA
3061 CTCTTTATTA AAGAACCAT TCGACCTTCG ACCGCATCAC CCGTCTTATT CCTCCTGGCC
3121 CCTATGCTCG CTCTCACACT AGCCCTAAC CCTTTAGCCG CCATACCTTT CCCGTACCCT
3181 GTCGTGGACC TTAACCTAGG TATTTTATTT ATTCTAGCCC TATCTAGCCT TGCAGTATAT
3241 TCTATTCTGG GCTCCGGCTG AGCATCTAAT TCAAAATATG CCCTAGTAGG GGCCTGCGG
3301 GCTGTGCGAC AAACAATTTT TTACGAAGTT AGCCTTGGAC TCATCTTGCT AAACATTATC
3361 ATCTTTACCG GAGGCTTCAC ACTTCAAACC TTTAACACAG CCCAAGAGGC CATTTGACTA
3421 FTAGTGGCCG CTTGACCACT GGCTGCCATA TGATATATCT CCACTCTTGC CGAAACAAAC
3481 CGTGCACCCT TCGACTTAAC AGAAGGAGAG TCTGAACTTG TCTCGGGCTT CAACGTAGAG
3541 TAGCGAGGCG GACCCCTCGC CTTGTTCTTC TTGGCCGAAT ATTCAAATAT TCTCCTAATA
3601 AATACCCTGT CCGCTACACT ATTTTATAGG GCCTCCACAA TTCCATCTAT CCCAGAATTA
3661 ACCAGTATCA ATATTATGAC TAAAGCAGCC CTTCTGTCAA TTGTCTTCCCT ATGAGTCCGA
3721 GCTTCGTACC CGCGATTCCG TTACGACCAA CTTATGCACC TCATTTGAAA AAACCTTCTT
3781 CCACTGACTT TGGCACTAGT TATCTGACAC TTGGCGCTCC CTATTGCATT CGCTGGTCTC
3841 CCACCACAAT TATAGGCGCA GGAGCTGTGC CTGaATTTAA AGGGCCACTT TGATAGAGTG
3901 AATTATGGGG GTTAAAGTCC CCCCACCTCC TTAGAAGAAA GGGGATCGAA CCCAACCTGA
3961 AGAGATCAAA ACTCTTCGTG CTTCTCTTAC ACCACTTCTT AGTAAGGTCA GCTAAATAAG
4021 CTCTTGGGCC CATACCCCAA CCATGTAGGT TCAAAATCCTT CCTTTACTAA TGAACCCCTA
4081 CATCTTGACC ACTCTTCTAT TTGGTTTGGG CCTAGGAACA ACACCTACGT TTGCAAGCTC
4141 ACACTGGCTC CTCGCTTGAA TAGGACTTGA GATTAATACA CTAGCCATTA TTCCCTAAT
4201 AGCCCAACAT CACCACCCCC GGGCAGTCGA AGCTACCACT AAGTACTTTC TCgCACAAAGC
4261 CACAGCAGCC GCCACCTTCC TGTTCGCGAG TACTACCAAC GCTTGACTCA CAGGCCAATG
4321 GGACATTCAA CAGATAACAC ATCCCCCTCC AACACAATG ATTGTTATTG CCCTCGCACT
4381 AAAAGTCCGA CTGGCACCAA TGCACCTCTG ACTTCCCGAA GACTTCCAAG GTACTAGACCT
4441 AACCAACCGA CTTATCCTCT CAACCTGACA AAAACTTGCA CCCTTTGCC TCTTACTACA
4501 AATTCAAACA ACCAACCCCTA CGCCTCTAAT CATTATTTGGC TTACTATCCA CGCTCGTTGG
4561 TGGCTGAGGT GGTCTCAACC AAACCCAGTT ACGCAAAGTC CTCGCCTACT CCTCAATTGC
4621 CCACCTTGGC TGAATAATGC ATTTTCAACC ATTTTCAACC CTCCTTGCCC TCTCACCCT
4681 CCTCACGTAC TTTACTATGA CTTTCTCAGC ATTCTAATTT TTTAAAGTAA ATAAAGCCAC
4741 CACTGTCAAT GCCCTCGCAA TCTCGTGAAC AAAGACTCCT GCCCTCACAG CCCTAGCACC
4801 CTTGGTTTTA CTATCCCTCG GCGGCCCTCC CCCCCTTACC GGCTTCATAC CCAAGTATT
4861 TATTCTTCTAG GAACCTGACTA AGCAAGACCT TCCAGCACTT GCCACCCCTG CCGCTTTAAC
4921 TGCCCTCTTG AGTCTCTACT TCTACCTCCG TCTCTCGTAT GCAATAACCC TCACAATATT
4981 CCCCACAAC CTCATTGGCG TCACTCCCTG ACGATTCTAC TCCCCCAAT TTACGCTTCC
5041 CCTCGCCGTC TCCACTGCAG CAACCACCTT TCTTCTCCCA CTAGCCCCCG CTGCGGTAGC

5101 ACTACTGGTC ACCTAAGGGA CTTAGGCTAG CACTTAGACC AATGGCCTTC AAAGCCGTAA
5161 GCGTGAGTGA AAATCTCTCA GTCCCTGTTA AGACTTGGCG GCTACTATCC CACATCTTCT
5221 GCATGCCAAG CAAACACTTT AATTAAGCTA AAGCCTTCT AGATAGGAAAG GCCTTGATCC
5281 TACAAAATCT TAGTTAACAG CTAAGCGCCC AATCCAGCGA GCATCTATCT ACTTTTCCCC
5341 GCCTAATTTA GAAACTAAA GGGCGGGAAA AGCCCCGGCA GGCAGTTAGC CTGCTTCTTT
5401 AGATTTGCAA TCTAACATGT AACACCCCGG GGCTTGGTAA GAAGAGGGCT TGCACCTCTG
5461 CTATTTGGTC TACAATCCAC CGCTTAACTC AGCCATCCTA CCTGTGGCAA TCACACGTTG
5521 ATTTTTCTCG ACCAATCACA AAGACATCGG CACCCCTCAT CTCGTATTTG GTGCCTGAGC
5581 CGGAATAGTG GGGACAGGCC TAAGTCTGCT TATTCGGGCA GAACTAAGCC AACCCGGGGC
5641 TCTCCTGGGA GACGACCAAA TTTATAATGT AATCGTCACC GCACACGCCT TTGTAATAAT
5701 CTTTTTTATA TACAATCCCA TTATGATTGG GGGGTTGCGA AACTGGCTTA TTCCACTAAT
5761 AATTGGGGCC CCAGATATGG CGTTCCCTCG AATGAATAAT ATGAGTTTCT GACTTCTTCC
5821 CCCTCCTTT CTCTCCTCT TAGCCTCTTC AGGTGTGAA GCCCGAGCAG GTACCCGATG
5881 AACCGTATAC CCCCACCTAG CTGGCAATTT AGCCCACGCC GGAGCATCCG TAGACCTGAC
5941 AATCTTCTCA CTTACCTTG CAGGAATTT ATCAATTTCTG GGGGCAATTA ACTTTATTAC
6001 TACTATCATT AACATGAAAC CCACAACAGT CACTATGTAC CAAATCCCCT TATTTGTTTG
6061 AGCCGTTTCT ATTACAGCCG TACTTCTTCT TCTATCCCTG CCCGTTTTAG CCGCAGGAAT
6121 TACAATACTA CTAACAGACC GCAACCTTAA CACGACCTTC TTTGACCTG CCGGAGGAGG
6181 TGACCCCATC CTCTACCAG ACCTATCTGT ATTCTTTGGT CACCCAGAGG TATACATTCT
6241 TATTCTCCCG GGCTTCGGAA TAATTTCTCA CATTGTTGCA TACTATGCAG GTAAGAAAGA
6301 ACCTTTTGGC TACATGGGGA TAGTCTGAGC TATAATGGCC ATTGACTCC TGGGGTTCAT
6361 TGCTGGGCC CATCACATAT TTACAGTCGG AATAGATGTA GACACACGAG CCTACTTTAC
6421 CTCTGCCACA ATAATCATTG CGATTCCAAC TGCCGTAAAA GTCTTAGCT GACTCGCAAC
6481 CCTCCATGGA GGAAGCATTA AATGAGAAAC ACCCCTTCTA TGAGCCCTCG GCTTTATTTT
6541 CCTCTTTACA GTAGCGGTC TCACTGGCAT TGTCTTAGCT AACTCCTCTC TCGATATTGT
6601 TCTGCATGAC ACATACTATG TAGTCGCTCA CTTCCACTAT GTACTATCTA TGGGTGCTGT
6661 ATTTGCAATC GTTCCCGCCT TCGTCCACTG GTTTCATTA TTTACAGGCT ATACCTTCA
6721 CTCACATGA ACAAAAATCC ACTTCGGCCT GATATTTATT GGAGTCAATC TAACATTCTT
6781 CCCCCAACAT TTTCTGGGCC TGGCCGGAA ACCCCGACGG TACTCAGACT ACCCAGATGC
6841 ATACACCTT TGAACACTG TTTTATCAAT CGGGTCCCTA ATGTCCCTCG TTGCTGTAAT
6901 TTTATTTTATA TFCATTTATT GAGAAGCATT TACAGCCAAA CGAGAAGTCG GAGCAGTAGA
6961 ACTAACTGCA ACTAACATTG AATGACTTTA CGGCTGCCCT CCGCCCTACC ACACATTTGA
7021 AGAGCCCGCA TTCGTACAAG TTCGTATAAA TTCGAACAAG CTAACGAGAA AGGGAGGAGT
7081 TGAACCCCCA TCAATTTGGT tCAAGCCAAC CACATAACCG CTCTGTCACT TTCTTCACAA
7141 CACACCAATA AGATACTAGT AAAACGCTAT AACACTGCCT TGTCAAGACA GAATTTGGGG
7201 TTCACCCCCC GCGTATCTTA AAAGCAATGG CACATCCCTC ACAACTCGGA TTTCAAGACG
7261 CAGCTTACC CTTAATAGAA GAACTACTTC ACTTCCACGA CCACGCCTTA ATAATGTAA
7321 TTCTCATTAG CACAATAGTA CTTTATATTA TTGCGGCTAT AGTCACAGCC AAACCTAACG
7381 ATAAACTGT ACTAGACTCT CAAGAAATG AAATTTATCT AACAGTTTCT CCAGCTGTTA
7441 TTCTTATCCT TATCGCCCTA CCATCCATCC GAATTTTGTA CTTAATAGAC GAAATTAATG
7501 ACCCCACCT GACAATTAAA GCCATTGGCC ACCAGTGATA CTGAAGCTAC GAATACACAG
7561 ACTACGAAGA CCTCGGTTTT GACTCATACA TAATCCCCAC ACAAGACTCG ACCCCTGGAC
7621 AATTCCGACT ACTAGAAGCA GACCACGAA TAGTAATCCC GGTAGAATCC CCAATTCGGC
7681 TTTTAATCTC GGCTGAAGAT GTCTTACATT CCTGGGCAGT CCCCTCTCTA GGCCTAAAAG
7741 TTGACCGCGT ACCTGGACGA TTGAACCAAG CAACCTTTAT TGTTAGCCGA CCAGGCGTAT
7801 TTTTCGGACA ATGTTCTGAG ATTTGCGGGG CTAACCATAG TTTTATACCC ATTTGTTGATG
7861 AAGCAGTCCC CTTGAACAC TTTGAGAAT GGTCTTCACT AATAATTGAA GACGCTCGC
7921 TAAGAAGCTA ATAAGTACAA GCGTTAGCCT TTTAAGCTAA AGACTGGTGC CTAACAACCA
7981 CCCTTAGGGA CATGCCCAA CTGAACCCCG CACCTGATT TGCAATTTTA GTTTTCTCTT
8041 GAATAATCTT TTTAACTGTT ATTTCCCCCA AAGTTTTAGC ACACACCTAT CCTAATGAAC
8101 CCACCTCCA AAGCACACA AAACCTAAA CAGAGCCCTG AAACCTGACCA TGATACTAAG
8161 CTTCTTTGAC CAATTTATAT CCCCTTCATA CCTCGGCATC CCACCTAATTG CACTAGCGAT
8221 TAGCCTGCCT TGAATTTCTG TCCCAACCCC GCAAGCCCGG TGATTAACA ACCCGGTACT
8281 AACACTTCAA GGGTGATTTA TTAGCCGCTT CACCTCGCAA CTTCTTCTAC CCCTAAACCC
8341 CGGAGGCCAC AAGTGGGCAG TTCTATTCAC CTCGTTAATA GTTTTCTCTAT TTTCTATCAA
8401 CATGTAGGA CTCCCTCCAT ACACCTTAC ACCAACGACC CAACTCTCCC TTAATATAGG
8461 CCTCGCAGTA CCCCTTTGAT TAGCAACTGT CATTATCGGG ATACGAAATC AACCAACGCA
8521 TGCCCTAGGC CACCTTCTTC CAGAAGGCAC CCCCAGTCC CTCACTCCCTG TACTTATTAT
8581 CATTGAAACA ATTAGCCTAT TCATTCGACC CCTCGCCCTC GGTGTCCGAC TAACAGCAAA
8641 TCTCACAGCA GGCCATCTCC TTATCCAAC TATTGCAACA CATTGCAACA GCTGCCTTCC
8701 CCTCATACCT GTTGTGCTA TCTTAACAAC GGTGGTCTCT TTCTCCTCA CCCTACTAGA
8761 AGTAGCCGTT GCCATGATTC AAGCTTATGT CTTTGTCTCA CTCCCTAAGCC TATATCTACA
8821 AGAGAAGCTT TAATGGCCCA TCAAGCACAC CCATACCACA TAGTCGACCC CAGCCCTAGA
8881 CCCCACAGG GGGCTATTGC TGCCCTATTG ATAACATCTG GCCTTGCTAT CTGATTTCCAC
8941 TTCACTCCA CAACCTGAT AACTATTGGG ACAATCCTTC TCACCTTAAC AATCTTCCAA
9001 TGATGACGGG ACGTCTGACG GGAAGGCACA TTTCAAGGAC ACCACACTCC CCCCCTTCAA
9061 AAAGCCCTCC GATATGGTAT AATTTTATTT ATTACCTCAG AAGTCTTAT CTCTTAGGC
9121 TTTCTCTGAG CCTTTTACCA TCAAGCCTA GCACCTACCC CTGAGCTAGG CCGCTTCTGA
9181 CCACCGGCG GCATTACTCC CTTAGACCCC TTTGAAGTCC CACTTCTTAA CACAGCAGTC
9241 CTGCTTGCC CTGGCGTAAC TGTTACCTGA GCACACCACA GCATTATAGA GGGTAAACGA
9301 AAACAACTA TTCAATCTCT TGCTCTTACA ATCTTACTCG GGGGGTACTT CACTTCTCTT
9361 CAAGCCCTAG AGTATCACGA AGCCCCCTTC ACCATTGCAG ACGGAGTTTA CCGGCCTACA
9421 TTTCTTTGTT CCACCGGCTT CCACGGACTA CACGTCTTAA TTGGCACATC ATTTCTAGCC
9481 GTTGTCTAT TAGCCTAAAT TCTTACCAT TTCACATCAA ACCACCACTT TGGGTTTGAA
9541 GCAGCCGAT GATACTGACA CTTCTGAGC GTCGTCTGAC TTTTCTCTA TATTTCTATT
9601 TACTGATGAG GATCTTAAATC TTCTAGTAT TAAATCTAGT ATAAGTGACT TCCAATCAC
9661 CGGTCTTGGT TAAAATCCAA GGAAGATAA TGAGCCTTCT TCTAACCATC ATTTCTGATTG
9721 CCACCTCCT CTCGACAGTA CTTGCCCTTG TGTCTTTTG ATTACCCCAA ATTACACCAG
9781 ACCACGAAAA ACTATCACCT TACGAGTGCG GCTTTGACCC GATAGGATCC GCCCGACTGC

9841 CTTTTTCACT GCGGTTTTTC CTCATCGCCA TCCTCTTCT TCTATTCGAT TTAGAAATTG
 9901 CTCTCCTCCT CCCTCTTCCA TGAGGAGACC AACTAGCATC ACCACTACTG ACATTCACCT
 9961 GAGCTACAGC TCCTCTAGCC CTCTTAACCC TTGGCCTCAT TTACGAATGA ATGCAAGGGG
 10021 GTCTAGAATG GGCGGAATAG GTGGTTAGTC TAAGAAAAAC ATTTGATTTT GGCTCAAAAA
 10081 CTGTGGTTT AAATCCGCAA CCGCTTAATG ACCCCACAC ACTTTGCCTT CTCTCAGACC
 10141 TTTCTCTGG GTTTAACAGG CCTGGCATTG CACCGTTTT ACCTCCTTT CGCTCTATTG
 10201 TGCTTGAAG GAATAACT ATCCCTATT ATTGCTCTT CCCTATGAAC GCTCCAACCT
 10261 GATTCAACCA GCTTTTCAGC ATCTCCAATA CTTCTGCTTG CATTTTCAGC CTGCGAAGCA
 10321 AGCGCCGTC TCGCCCTATT AGTAGCCACT GCTCGAACCC ACGGGACCGA CCGATTACAA
 10381 AGCCTAAATC TTCTCCAATG CTAAAAGTCC TAATCCCAAC ACTTATGCTA ATCCCAACAG
 10441 CTTGGTTACT CAAACCCAAC TGACTCTGAC CCATGACTTT AATGTATAGC TTTTGCATCT
 10501 CCTTGGTCAG CCTTTCGTGA CTAAAAAACC TCTCAGAAAC CGGCTGATCG TCACTTAGCC
 10561 TCTTTATAGC TACCGACTCC CTATCGACCC CCCTCCTCGT TCTTACATGC TGATTACTCC
 10621 CACTAATAAT TTTGGCAAGC CAGAAACACA CAGCCTTAGA ACCTCTTAGT CGCCAGCGCA
 10681 TGTACTACG ACTTCTGCCC TCATTCCAGT TCTTCCTAAT CCTAGCATT AGCGCCACCG
 10741 AACTGGTAAT GTTTTACGTA ATATTTGAAG CCACCCTTAT CCCCACGCTA ATCATTATCA
 10801 CCCGCTGAGG AAACCAACA GAACGTCTAA ACGCAGGAAC CTACTTTCTC TTCTATACAT
 10861 TAGCGGGCTC ACTCCCCCTT CTCGTTGCTT TACTCCTACT CCAAAAACA TCCGGCACCC
 10921 TATCGTTGTT AACCCCTCAC TACACGGACC CGCTCGCTCT CTCGTCTTAG GCAGACAAAC
 10981 TATGATGAGC AGGCTGTCTT TTAGCATTCC TGTTTAAAT ACCCCTCTAC GGAGTCCACC
 11041 TATGGCTCCC TAAAGCCCAT GTTGAAGCTC CAATTGCAGG CTCAATAATC CTTGCAGCAG
 11101 TTCTACTGAA GCTAGGGGGA TACGGCATGA TCCGCATGAT AACGATATTG GAACCTCTAA
 11161 CTAAGGAAT AAGCTACCCC TTCATTGTCT TTGCCTTTG AGGGTAATT ATAACGCTT
 11221 CAATTTGTCT ACGCCAGACA GACCTTAAGT CCTTAATTGC CTACTCATCA GTCAGCCACA
 11281 TGGCCTAGT GGCTGGGGGA ATTCTTATTC AATCACCCCTG AGGCTTAAACA GGAGCCCTCA
 11341 CCCTCATAAT TGCACACGGT CTTACTTCAT CAGCCCTCTT CTGCTTGGCA AACACAAACT
 11401 ATGAACGAAC CCACAGTCCA ACAATGGTCC TGCCGCGAGC ACTTCAAGTA ACCCTACCAC
 11461 TAATAGCCAC TTGATGGTTT ATTTCTAGCT TGGCCAACCT AGCTCTGCCA CCACTACCCA
 11521 ACCTCATGGG GGAGCTGATA ATTATCACTT CTTTATTCAA CTGGTCTTGG TGAACCTGG
 11581 CATTAACCGG TCGAGGCCTA CTAATCACAG CTGGTTACTC CCTTTACATA TTCTTAATAA
 11641 CTCAACGGGG CCCTCTCCCA ACACATGTCA TTGCCTTTG GCCATCTCAC ACCCGAAGAC
 11701 ACCTTCTTAT CGCACTTCAC CTTATCCCTT TAATTCTGCT CGTACTTAAG CCCGAGCTGA
 11761 TCTGAGGCTG AACTGCCTGT AGGTGTAGTT TTAACAAAAA CATTAGATTG TGATTCTAAA
 11821 AATAAGGGTT AAAATCCCTT CTCCCACCGA GAGAGGCTCG CAGCAATGAG AACTGCTAAT
 11881 TCCCAGCAC TFGGTTGGAC CCCTAGGCTC ACTCGAAAAG CTCCGTAAGG ATAACAGCTC
 11941 ATCCGTTGGT CTTAGGAACC AAAAATCTT GGTGCAAAAT CAAGTAGCAG CTATGTGCC
 12001 CACCTCCCTA ATGATTTTCT CGAGCCTGAT CACAATCTTT GCATTACTAG CCTATCCTTT
 12061 AATCACCAGC ATCCGTCCTA CACCTCGAGG CCCTCAATGA GCTACCACCC ATGTCAAAAC
 12121 AGCTGTAAA ATAGCTTCT TTGTTAGTCT GCTACCCTGT ACCCTATTTC TTAATGAGGG
 12181 CGCAGAAAACA ATCGTTACTA ATTGAACCTG AATAAATACT AACTCCTTCA ATATCAACAT
 12241 TAGCTTAAA TTTGATTCT ACTCAATTAT TTTTACACCC ATTGCCCTCT ACGTAACTTG
 12301 GTCCATCTCG GAGTTCGCAT CATGATACAT GCACGCAGAC CCACACATGA ACCGCTTCT
 12361 TAAATACCTG CTGACGTTTC TGATTTGCCAT AATCGTCTA GTAACGTCAA ACAATATGTT
 12421 TCAACTATTT ATCGGCTGGG AGGGAGTGGG GATCATATCG TTCTTACTTA TTGGATGGTG
 12481 GTTCGGACGG GCGGATGCTA AACTGCAGC GCTTCAAGCA GTAATTTACA ACCGAGTAGG
 12541 AGACATCGGA CTTATCTTCG CCATGGCTTG AATAGCAGCA AACCTAAAAC CCTGAGAGAT
 12601 ACAACAAATC TTTGCAACCA CCAAGGACAT AGACTTAAC TACCCTTCT CCGACTCAT
 12661 CATTGCaGCA ACTGGCAAAT CGGACTCAAT CGGACTTCAC CCTTGACTAC CCTCCGCTAT
 12721 GGAGGTCCC ACACCGGCTC CTGCCCTACT TCATTCTAGC ACTATGGTCG TTGCCGGCAT
 12781 TTTCTTGCTA GTACGAATAA GCCCCCTCCT GGAAAACAAC CAAACCGCCC TCACAACCTG
 12841 CCTATGCCTC GGAGCTCTTA CAACACTATT CACTGCAACC TGTGCCCTCA CGCAAAATGA
 12901 TATTAAAAAA ATCGTTCGAT TCTCTACATC CAGCCAGCTT GGGCTTATAA TGGTAACCAT
 12961 TGGTCTAAAC CAACCACAAC TAGCATTTCT TCACATCTGT ACACATGCCT TCTTCAAGGC
 13021 CATACTGTTT TTATGTCCG GATCTATTAT CCACAGCCTA AATGATGAAC AaGATATCCG
 13081 CAAAATAGGG GGCATACACC ACCTTGACC TTTTACATCC TCTTGCCCTAA CTATTGGCAG
 13141 CCTCGCCCTC ATCGGAACCC CCTTCTTGGC TGGCTTCTTC TCTAAAGATG CCATACCGA
 13201 AGCATTGAAC ACATCCCACC TAAACGCCTG AGCCCTAAC TTAACCCCTC TAGCCACCTC
 13261 TTTACACAGA ATCTACAGCT TTCGAGTAGT ATTTTTTGTA CCCATGGGCC ACCCCCGATT
 13321 TAGTCCCTC TCTCCGATCA ACGAAAACAA CCCAGCAGTA ATTAACCAC TTAAGCGACT
 13381 AGCATGGGGA AGTATCGTTG CAGGCTTACT AATTACCTCT AATATACAC CCTTAAAAAC
 13441 CCCTGTCATA TCTATGCCTC CTCTCCTTAA ACTAGCTGCT CTTGCAGTTA CAATCATCGG
 13501 CCTTCTTGT GCTATAGAGC TCGCCATATT AACCAACAAG CAATATGAGC CAATACCCGG
 13561 CACGCACATA CACCCTTCT CTGCCCTTATT AGGCTTCTTC CCCGGGGTCA TACACCGCT
 13621 AACCCCTGTA TFGCTTCTT TCTTAGGCCA AAACATGCTT AACcAAACAG TAGATCAGAC
 13681 ATGATTAGAA AAAACAGGCC CCAAAGCCAT TGAATCCGCT AACCGACCTC TAGTGTCTCT
 13741 TACAAGTAAT ATTCAACGGG GGGTGATCAA AACATATCTT ACCCTCTTCC TCCTAACACT
 13801 AGCCCTTATA ATCCCATAT TCATCACCTA AACCGCTCGC AACGCCCTC GGCTCATACC
 13861 CCGAGTTAAT TCAAGGACTA CAAACAAGT TAAGAGCAAT ACCCATGCAC TAGTGATTAA
 13921 CAACCACCCC CCAGAAGAGT ATATTAAGGC TACCCCTCCG ATATCCCTC GAAATACGGA
 13981 AAACCTCCCC AACTCATCTG CTAAGACCCA AGAAGATTCA TACCACCCCT CTCAAAACAA
 14041 TCCAGAACT AATAATACTC CTCCTGTATA GACAACCCCG TAGACCATTA CCGACCAACT
 14101 ACCCCAGCTC TCTGGGTACG GCTCAGCAGC TAACGCTGCT TAACGCTCAA GAATATGCAA
 14161 CATCCCGCT AAGTAAATTA AGAACAGGAC TAGTGACAAA AAGGGCCCTC CATGCCAAC
 14221 TAATATACCA CACCCATGC CAGCTACCAC AACCAACCC AAAGCAGCAA AATAGGGGA
 14281 CGGATTAGAA GCAACTGCAA CTAACCCCAA CACAAGAGAA AATAAACTA AATATATAGC
 14341 GAAAGTCATA ATTCCTGCCA GGACTTTAAC CAGGACTAAT GGCTTGAATA ACCACGGTTG
 14401 TTATTCAACT ACAAGAACC TAATGGCCAG TCTACGTAAA TCCCACCTC TTCTAAAAAT
 14461 CGCAAACGAT GCTTTAGTCG ACCTCCGAC CCCCTcAAT ATCTCTGTTT GATGAAACTT
 14521 TGGGTCTCTT TTAGGACTCT GTTTAATTAC CCAAATTGCA ACCGGCTTAT TTCTAGCCAT

14581 ACACTACACA TCAGACATTG CTA CTACTGCCTT CACCTCCGTA GCCCACATCT GTCGAGACGT
14641 CAACTACGGC TGGCTTATCC GAAGCATTCA TGCCAACGGC GCATCATTCT TTTTCATTTG
14701 CCTCTACCTT CATTATTGGTC GAGGTCTATA CTATGGCTCT TACCTCTATA AAGAAACATG
14761 AACTGTTGGG GTTATTCTCC TCCTTCTCGT AATAATAACA GCCTTCGTTG GATACGTCTT
14821 CCCTTGAGGA CAAATGTCTG TTTGAGGTGC AACCGTATT ACCAACCTTC TATCTGCCGT
14881 CCCTACGTC GGAAACACCC TGGTCCAATG GATCTGAGGT GGTTTTTCTG TAGACAATGC
14941 TACCCTCACC CGGTTCTTTG CCTTCCACTT CCTCTTCCCC TTCATCATCG CTGCCGCAAC
15001 GTTAATTCAT CTA CTACTCTTTC TTCACGAAAC TGGCTCAAAC AACCCAAACCG GGCTAAACTC
15061 AGACTCCGAC AAaGTTCCCT TTCACCCCTA CTTCACCTAC AAGGACCTCT TAGGCTTTTG
15121 AGTCCTTCTT ACTGCATTAG CATCCCTAGC CCTATTTTCC CCAAATCTCT TAGGAGACCC
15181 AGATAACTTT ACCCCTGCAA ATCCCGTTGT TACTCCCCCA CACATTAAGC CAGAGTGATA
15241 CTTCCTGTTT GCCTATGCTA TTCTCCGCTC CATTCCAAAC AAACCTGGAG GAGTACTTGC
15301 CCTTTTATTC TCAATCTTAG TTCTTATGCT CGTCCCTTC CTTCATACCT CTAACAACCG
15361 AAGCCTGATA TTCCGTCCTC TAACACAATT TTTGTTCTGA TCTTTAGTAG CAGACGTTAT
15421 GATTCTAACT TGAATTGGAG GAATGCCCGT AGAACACCCC TTCGTTATCA TTGGACAAGT
15481 AGCGTCTCTC CTTTACTTCT CCCTCTTCTT AGTCCTGATC CCAACAGCAG GTTGACTAGA
15541 GAATAAAGTC CTTGGATGAA AATGCACCTAG TAGCTCAGCA CACAGAGCCC CAGTCTTGTA
15601 AACTGGCCGT CGGAGGTTAG AATCCTCCCT ACTGCCTAAA GAAAGGAGAT TTCAACTCCT
15661 ACCCTAACTT CCCAAAGCTA GGATTCAGC ACTAAACTAT TCTTTGTGGT ACATAAATGT
15721 ACAATGAAGG ATTTTCATAT ACATGTATGT AATAACACCA TATATTTAtA GTAACCATT
15781 TATGTAATGT ACTAGGACAT ACATGTATAA TCACCACATC TCGTAATAGA ACACTCATT
15841 ACCACCATT TTA ACTAAGA CGAACTAAAA CCTGAATAAT CACTAATCTT AAATAAGTGG
15901 AAGTCCAGCA CCAAGTCGAGA TCTAAGACCG AACACAACAC TCATCAGTCC AGTTATACCA
15961 AGACTCAAAA TCTCGCCGAC CTC AAAATCC TATGTAGTAA GAGCCTACCA ACCGGTGATT
16021 CCTAATGAT AACTCTTATT GAGGGTGAGG GACAAAATTT GTGGGGGTTT CACTCGGTGA
16081 ATTATTCCTG GCATTTGGTT CCTACTTCAG GGCCATTGAT TGATATTTAT CCTCACACTT
16141 TCATCGACAC TTACATAAGT TAATGTTGAT AATACATACG ACTCGTTACC CAGCAAGCCG
16201 GCGTTCCTC CCAGCGGGTA AGGGGTTCTC TTTTTTTTTT TCCTTTTACT TGACTTTTCA
16261 AAGTGCATCC AGCCAACAGA GACGTTTAAA GGGGGAGCAC TTTTCTTGCA CGCGCGGTAC
16321 ATAGTATCCA TG TAGTGAGT CTTTATTAGA AGAATAACAT TAAGTGTTAT CATGTGCATA
16381 AAGATTTGCT CATTTCCTCT ATCATCCCCA GGATACCCCC TTTTTTTGCG CGAAAAACCC
16441 CCTACCCCC CTAAACCCCT GAAGTTGCTA AGACCCTGA AAACCCCCCG GAAACAGGAC
16501 AAACCTCTGG TAGCTCAGAA AAGGCAATTA CTTTTATACC ACTTTTCAAC CCACAATAC
16561 CCCTGGCTTA TCATAACCCC ACCAGTTGTT TTAATAATAC CACTTTTCAA CCCACAAATA
16621 CCCTGGCTT ATCACAACCC CACCAGTTGT TTAATAATA CCACTTTTCA ACCACAAAT
16681 ACCCCTGGCT TATCACAACC CCACCAGTTG TTTTAATAAT ACCACTTTTC AACCACAAA
16741 TACCCTGGC TTATCACAAC CCCACCAGT GTTTTAATAA TACCCTTTT CAACCACAA
16801 ATACCCTGG CTTATCACA CCCACCAGT TGTTTTAATA ATACCCTTT TCAACCCACA
16861 AATACCCTG GCTTATCACA ACCCCACCAG TTGTTTAAT AATACCCTT TTCAACCCAC
16921 AAATACCCTT GGCTTATCAC AACCACCACA GTTGTTTTAA TAATACCCT TTTCAACCCA
16981 CAAATACCCC TGCTTATCA CAACCCACC AGTTGTTTAA ATAATACCAC TTTTCAACCC
17041 ACAAAATACC CTGGCTTATC ACAACCCACC CAGTTGTTTT AATAATACCA CTTTTCAACC
17101 CACAAATACC CTTGGCTTAT CACAACCCCA CCAGTTGTTT TAATAATACC ACTTTTCAAC
17161 CCACAAATAC CCCTGGCTTA TCACAACCCC ACCAGTTGTT TTAATAATAC CACTTTTCAA
17221 CCCACAAATA CCCTGGCTT ATCACAACCC CACCAGTTGT TTTAATAATA CCACTTTTCA
17281 ACCACAATA ACCCCTGGCT TATCACAACC CCACCAGTTG TTTTAATAAT ACCACTTTTC
17341 AACCCAAA TACCCTGGC TTATCACAAC CCCACCAGT GTTTTAATAA TACCCTTTT
17401 CAACCCAAA ATACCCTGG CTTATCACA CCCACCAGT TGTTTAATAA ATACCCTTT
17461 TCAACCCACA AaTACCCTG GCTTATCATA ACCCCACCAG TTGTTTAAT AATACCCTT
17521 TTC AACCCACA AAATACCCTT GGCTTATCAT AACCCACCACA GTTGTTTTAA TAATACCCT
17581 TTTCAACCCA CAAATACCCC TGGCTTATCA TAACCCACC AGTTGTTTAA ATAATACCAC
17641 TTTTCAACCC ACAAAATACC CAAACCCACA AACGCCCTGT CACTTCTTC ATGATCAAAA
17701 AACTGCTGTT TAGATTATT CAAGTATTC TTTACCACC CTA ACTACGA AAGGCACAAA
17761 AC AAAATCCA AGAAAATGC TCCATTCAA TACCTTTTT TAACCGATAG ACCCTAAGT
17821 CCTCTGAAA ACCAGCCTT TAACGCCCA AAGGCTAAAC ACAACAGAG TACCACCTCT
17881 AGATGTGGCT AGAAAATTA CT

Reinhardtius hippoglossoides 1 18017 bp

1 GCTAACGTAG CTTAATTAATA GCATAACACT GAAGATGTTA AGATGGACCC TAGAAAGCCC
61 CGGGAGCACA AAGGCTTGGT CCTGACTTTA CTGTGCACTT TAACTAAACT TACACATGCA
121 AGTATCCGCC CCCCTGTGAG AATGCCACA ACTCCCTGCT TGGGAACCTAG GAGCTGGTAT
181 CAGGCACAAA CCCCCTAGC CCACGACGCC TTGCTTAGCC ACACCTCAA GGGAACTCAG
241 CAGTCAAAA TATTAGCCA TAAGTAAAA CTTGACTTAG TTAAGTTAA GAGGCGGTT
301 AAAACTCGTG CCAGCCACC CGGTTATACG AGAGGCCCAA GTTGACAAAAC AACGGCGTAA
361 AGAGTGGTTA GGGGATTTAC TAAACTAGAG CCGAAGCCTT TCAGAGCTGT TATACGCACC
421 CGAAAGTATG AAACCCAATT ACGAAAGTAG CTCTACTCAT CCTGAACCCA CGAAAGCTAA
481 GAAACAACT GGGATTAGAT ACCCCACTAT GCTTAGCCCT AAACATCGAT TGCACTATA
541 ACTCCATATC CGCCCGGAA TTATGAACGT CAGTTTAAAA CCAAAGgAC TTGGCGGTGC
601 TTAACATCCA CCTAGAGGAG CCTGTTCTAG AACCGATAAC CCCCCTTAAA CCTCACCTC
661 TCTTGTTTTA TCCGCTATA TACCACGCTC GTCAGCTTAC CCTGTGAAGG CTTTACAGTA
721 AGCAAAATG GCACAGCCCA AAACGTCAG TCGAGGTGTA GTGAATGAGG GGGGAAGAAA
781 TGGGCTACAT TTGCTAAACA TAGCAACAC GAATGTTGTA TTGAACATG CAACCTGAAG
841 AGGATTTAGC AGTAAGCAGG AAATAGAGCG TCCCCTGAA ACTGGCCCTA AAGCGGCAC
901 ACACCGCCCG TCACCCTCCC CAAGCCCCCT GAACCTAACT AATTA AAAACC CAACAACCCG
961 CGAAGGGGAG GAAAGTCGTA ACATGGTAAG TGTACCGGAA GGTGCGCTTG GAAAAATCAG
1021 AGTGTAGCTA AGTTAGATTA CAGCATCTCA CTTACACCGA GAAGACGCC GTGCAAGTCC
1081 GACCACCTG ACGCCTATTA GCTAGCCCAA CCCCTTAAACA CAACAACCC CATTATATA
1141 CCCTAAAGC ACGAAACACC CACGTAGCTA AACCATTTCT CCCCCTAAGT CCAGCGGATA

1201 AAAAAGGAAA TTTGGAGCAA TAGAAAAAGT ACCGCAAGGG AAAGCTGAAA GAGAGATGAA
1261 AAAGCCAGT AAAGCTTAAG AAAGCAGAGC TTAAAGCTCG TACCTTTTGC ATCATGATTT
1321 AGTACCACT TTCAAGCAAA GAGAACCCTAA AGTTTGTAAAC CCCGAAACTG AGTGAGCTAC
1381 TCCAAGACAG CCTATTTATA GGGCAAACCC GTCTCTGTGG CAAAAGAGTG GGAAGAGCTT
1441 TGAGTAGAGG TGACAAACCT ACCGAACTCA GTTATAGCTG GTTGCTGTGT AATTGAATAG
1501 AAGTTCAGCC CCCTGGGTTT TCCACTCATG CACTTTATTA ACCCTTCAGA TGCAATGAGG
1561 AACCCAGGGT GTTAGTCAAA GGGGGTACAG CCCCTTGTAT ACAAGACACA ACTTTCTCAG
1621 TAGGATAAAG ATCATAATAA AATAAGGACA GATGTTTTAG TGGGCTAAA AGCAGCCACC
1681 TTAACAGAAA GCGTTAAAGC TCAAACATGA AGCCCTCCCG TTATACCGAT AACCTTATCT
1741 TAATCCCCCA CATTTAACAG GCCCTCCTAT GCATCACATA GGAACGACTA TGCTAATATG
1801 AGTAATAAGA GGGTATAACC ACCCTCTCCT TGCACATGTG TAAATCGGAA CGGACCCCCC
1861 ACCGAATCTT AACGGCCCCA ATCAAAGAGG GTATTGGAAA CTACCACAAA TTCAGGCCAG
1921 AAAAACATCC AATGATAACC CGTTAAACCC ACACCTGGTG GCCCAAAAGG AAAGACCGAA
1981 GGGGGGAGAA GGAACCTCGG AAACATAACC CAAGCCTCGC CTGTTTACCA AAAACATCGC
2041 CTCTTGCATA AACACGTAT AAGAGGTCCC GCCTGCCAG TGACCATATA GTTCAACGGC
2101 CGCGGTATTT TGACCGTGA AAGGTAGCGT AATCACTTGT CTTTTAAATG AAGACCTGTA
2161 TGAATGGCAT AACGAGGGCT TAACTGTCTC CTTCGCCCG TCAATGAAAT TGATCTCCCC
2221 GTGCAGAAGC GGGGATTAAC CCATAAGAGC AGAAGACCCT ATGGAGCTTT AGACACACAG
2281 GTGGACCATG TCAAATAACC CCAACTAAGG GCCTGAACTA AGTGAACCT CCTTGTAGT
2341 CTTCGGTTGG GCGGACCATG GGGAAATACAA AACCCCCACG TGGAAAGGGA GCACACCCCT
2401 AAGTTACTTC TTCTCCCGCA AGCCAGAGCA ACAGCTCTAA CCAGCAGAAA TTCTGACCAA
2461 ACTGATCCGG TAAAACCGAT CAACGAACCA AGTTACCCTA GGGATAACAG CGCAATCCCC
2521 TTTTAGAGCC CATATCGACA AGGGGGTTTA CGACCTCGAT GTTGATCAG GACATCCTAA
2581 TGGTGCAGCC GCTATTAAGG GTTCGTTTGT TCAACGATTA AAGTCTACG TGATCTGAGT
2641 TCAGACCGGA GTAATCCAGG TCAGTTTCTA TCTATGACAT GATCTTTTCT AGTACGAAAG
2701 GACCGAAAAG AAGGGGCCCA TGCTAAAAGT ACGCCTCACC CCCACCTAAT GAAAAAATCT
2761 AAACATGGCA AAAGGGGATA ACCCTTTTGC TGGAGATAAC AGCAAGTTGG GTTGGCAGAG
2821 CCCGGCTAAT GCAAAAGACC TAAGCCCTTT CCACAGAGGT TCAAATCCTC TCCTTAACTA
2881 TGATTTCAAC TCTCATTACC CATATTATTA ACCCCCTAAC CTTTTATTGTA CCTGTACTGC
2941 TAGCCGTAGC ATTCCCTCAC CTCCTTGAA CCGAAAGTCTT AGGCTACATA CCACTCCGAA
3001 AAGGGCCTAA CATCGTAGGG CCTTACGGCC TCCTTCAACC CATTGCTGAC GGGTAAAAC
3061 TCTTTATTAA AGAACCCGTT CGGCCTTCCA CCGCATCCCC CGTTCTGTTC CTCCTGGCCC
3121 CTATACTCGC ACTCACACTG GCCCTAACCC TTTGAGCCCC GATGCCTTTC CCGTACCCTG
3181 TTGTGGACCT TAACCTGGGT ATCCTTTTTA TTCTAGCCT ATCTAGCCTT GCAGTATACT
3241 CTATTCTTGG GTCTGGTTGA GCATCCAATT CAAAATACGC TTTAGTAGGA GACTACTGAG
3301 CTGTTGCACA AACAATTTCT TACGAAGTTA GCCTAGGACT CATCCTCCTT AACATCATCA
3361 TCTTTACCGG AGGATTTACA CTTCAGACCT TTAACACAGC CCAAGAGGCC ATCTGACTAG
3421 TTGTACCCGC CTGACCCCTC GGTGCCATAT GATACATCTC CACTCTTGCC GAAACAAACC
3481 GTGCACCCTT CGACCTAACA GAAGGGGAAT CTGAACCTTC TTCAGGCTTC AACGTAGAAT
3541 ACGCAGGAGC ACCCTTCGCT TTGTTCTTTT TAGCCGAATA CTCAAATATC CTCCTAATAA
3601 ATACCCTGTC CGCAACATTA TTTTGGGCG CCTCCACAT TCCCTCTATC CCAGAATTA
3661 CTAGCATTA TATTATAACT AAAGCAGCCC TTCTCTCAAT TGTTTTTCTG TGAGTCCGAG
3721 CTTCGTACC GCGATTCCGT TACGACCAAC TTATGCACT CATTGAAAG AACTTTCTC
3781 CACTGACTTT AGCACTAGTT ATTTGACACT TAGCGTCCC TATTGCATTC GCTGGTCTCC
3841 CACCACAAT ATAAACGCAG GAGCTGTGCC TGAATTTAAA GGGCCACTTT GATAGAGTGA
3901 ATTATGGGG TTAATAATCCC CCCAACCCTT TAGAAAGAA GGGATCGAAC CCAACCTGAA
3961 GAGATAAAA CTCTTCGTGC TTCTCTACA CCCTTCTTA GTAAGGTGAG GTAAACAAGC
4021 TCTTGGGCCC ATACCCCAAC CATGTAGGTT CAAATCCTTC CTTTTACTAAT GAACCCCTAC
4081 ATCTTGACTA CTCTTATATT TGGTTTGGG CTAGGAACAA CACTTACGTT TGCAAGCTCA
4141 CACTGACTCC TCGCTTGAAT AGGCCTCGAA ATTAATACAC TAGCCATTAT TCCGTAATA
4201 GCCCAACATC ATACCCCCG AGCAGTCGAA GCTACTACTA AATACTTTCT CGCACAAGCC
4261 ACAGCAGCCG CTACCCTCTT GTTTGCAAGT ACCACCAACG CATGACTAAC AGGCCAATGA
4321 GACATCCAAC AAATAACACA CCCCTCCCC ACAACAATAA TTGTTATTGC CCTAGACTA
4381 AAAATTTGAC TAGCACCAAT ACACCTTGA CTTCAGAA GACTTCAAGG ACTAGACCTT
4441 ACCACCGGAC TAATCCTCTC GACTTGACAA AAACCTGCAC CTTTGGCCCT ATTACTACAA
4501 ATTCAAGCAA CAAACCCTAC GCCTCTAATC ATTATTGGTT TACTATCCAC CCTCGTTGGG
4561 GGATGAGGTG GTCTCAATCA AACTCAATTA CGTAAAGTCC TGGCCTACTC CTCGATTGCC
4621 CATCTTGGCT GAATAATACT AATCATTCAG TTTTCCACCC TCCTCGCCCT CCTTGCCTA
4681 CTCACGTATT TTACTATGAC TTTTTCAGCA TTCCTAATCT TTAAGTAAA CAAGGCTACC
4741 ACTGCTCAATG CCTTCGCAAT CTCATGAACA AAAACCCCTC CCCTCACAGC CACTAGACCC
4801 CTAGTCTTAT TGTCCCTTGG TGGCCTCCCT CCCCTTACCG GCTTCATACC CAAATGATTT
4861 ATTCTTCAAG AGCTGACTAA GCAGGACCTC CCAGCCCTTG CTACCTCGC CGCATTAACT
4921 GCCCTCTTAA GCCTTTACTT CFACTTGGC CTCTCGTACG CGATAACCCCT GACAATGTTT
4981 CCTAACAAAC TCGTCGGCGT TACCCCTGA CGGTTCTATT CTCCCCAATT TACGCTTCCC
5041 CTCGCCATGT CCACTGCAGC AACCACCCTT CTCTCCAC TAGCCCTGC TGCTGTAGCA
5101 CTACTCATAG CTTAAGGGAC TTAGGCTAGC ACTTAGACCA ATGGCCTTCA AAGCCATCAG
5161 CGTGAGTGAA AATCTCTCAG TCCCTGTTAA GACTTGGGG CATATTATCC ACATCTCTG
5221 CATGCAAAGC AGACACTTA ATTAAGCTAA AACCTTCTA GTATAGGAAG CCTTGATCCT
5281 ACAAATCTT AGTTAACAGC TAAGCGCCCA ATCCAGCGAG CATCTATCTA CTTTCTCCCG
5341 CTGATTTTAC CGAGTAAAAA GCGGGAGAAA GCCCCGGCAG GCGATTAGCC TGCTTCTTTA
5401 GATTTGCAAT CTAACATGTA ACACCCAGA GCTTGATAAG AAGAGGGCTT GCACCTCTGT
5461 CTATGGGTCT ACAATCCACC GCTTAACCTA GCCATCTAC CTGTGGCAAT CACACGTTGA
5521 TTTTCTCGA CCAATCACAA AGACATCGGC ACCCTCTATC TCGTATTTGG TGCTTGGACC
5581 GGTATAGTGG GAACAGGCC AAGTCTGCTT ATTCGGGCAG AACTAAGCCA ACCTGGGGT
5641 CTCTTGGAG ACGACCAAT TTATAACGTA ATCGTCACCG CACACGCTT TGTAATAATC
5701 TTTTTTATAG TAATACCCAT TATGATCGGG GGTTCGGAA ACTGGCTTAT TCCACTAATA
5761 ATTGGAGCCC CAGATATGGC TTTCCCTCGA ATAAATAACA TGAGTTTCTG ACTTCTTCCC
5821 CCATCCTTTC TTCTCCTCTT AGCCTCTTCA GGTGTGAA GCTGGGCAGG TACGGGGTGA
5881 ACCGTTTATC CACCACTAGC TGGTAATCTG GCCACGCCC GAGCATCCGT TGACCTAACA

5941 ATCTTCTCAC TTCACCTTGC AGGGATTTCG TCAATTCTGG GGGCAATTAA CTTTATTACT
6001 ACCATCATCA ACATGAAACC CACAACAGTT ACTATGTACC AAATCCCATT ATTTGTTTGA
6061 GCCGTTCTAA TTACCGCGT ACTTCTTCTT CTGTCCCTTC CCGTCTTAGC CGCAGGGATT
6121 ACAATGTCTAC TAACAGACCG CAACCTCAAC ACAACCTTTT TTGACCCCGC CGGAGGTGGT
6181 GACCCCATCC TCTATCAACA CCTATTCTGA TTCTTTGGCC ACCCAGAGGT ATATATTCTC
6241 ATTCTTCCAG GCTTCGGAAT AATTTCCCAC ATTGTTGCAT ACTATGCAGG TAAAAAGAA
6301 CCTTTTGTTT ACATAGGAAT AGTCTGAGCT ATAATAGCCA TTGGACTCCT GGGATTCAAT
6361 GTATGGGCCC ATCACAATGTT TACAGTCGGG ATAGACGTCG ACACACGAGC CTACTTTACA
6421 TCTGCCACAA TAATCATATGC AATCCCGACC GGCCTAAAAG TCTTTAGCTG ACTCGCAACC
6481 CTCCACGGGG GAAGCATCAA ATGAGAAACA CCACTTCTTT GGGCCCTCGG CTTTATTTTC
6541 CTCTTTACAG TAGGCGGTCT TACTGGCATT GTCTTGGCTA ACTCCTCTCT TGACATTGTT
6601 CTGCATGACA CATACTATGT AGTAGCCAC TTCCACTATG TACTATCTAT GGGTGCTGTA
6661 TTCGCAATCG TTGCCGCTT CGTCCACTGA TTCCCACTAT TTACAGGTTA TACCCCTCCAC
6721 TCCACATGAA CAAAAATCCA CTTCGGCCTG ATATTTATTG GGGTCAATCT AACGTCTTTC
6781 CGCCCAACTT TCTTGGCCT AGCCGGAATG CCCCAGCAT ACTCAGATA CCCAGACGCA
6841 TATACCTTAT GAAACACTGT CTCATCAATC GGATCCCTAA TGTCGCTCGT CGCTGTAATC
6901 TTATTTTTGT TCATTATTTG AGAAGCATT ACAGCCAAAC GAGAAGTTGG GGCAGTAGAA
6961 CTTACTGCAA CTAACATCGA ATGACTTTAC GGCTGCCCTC CACCCTACCA CACATTTGAA
7021 TGACCCGCTA TCGTCCAAG TCGAATAAAT TCGAACAAC TAACGAGAAA GGGAGGATT
7081 GAACCCCAT CAATTGGTTT CaagCCAACC ACATAACCGC TCTGTCACTT TCTTACAAC
7141 ACACCAATAA GATACTAGTA AAACGCTATA ACACTGCCTT GTCAAGGCAG AATTGTGGGT
7201 TAAATCCCCG CGTATCTTAA ACGAAATGGC ACATCCCTCA CAACTCGGAT TTCAAGACGC
7261 AGCTTCCCG TTAATAGAAG AACTACTTCA CTTCACGAT CACGCTTAA TAATGTAAAT
7321 TCTCATCAGC ACGATAGTAC TTTATATTTAT TGCGGCTATA GTTACAGCCA AACATAACAGA
7381 TAAACTTGTT CTAGATTCTC AAGAAATGA AATTACTGA ACAGTTCTCC CAGCTGTTAT
7441 TCTTATTCTC ATCGCCCTAC CATCTCTCCG AATTTTGTAC TTAATAGACG AAATTAATGA
7501 TCCCCACTTA ACATCAAAAG CCATGGGCCA CCAAGTGGTAC TGAAGCTACG AATACACAGA
7561 CTATGAAGAC CTCGGTTTTG ACTCTTACAT AATCCCCACA CAAGACCTGA CCCCTGGGCA
7621 GTTCCGACTA CTTGAAGCAG ATCACCAGGAT AGTAAATCCC GTAGAATCCC CTATTCGCGT
7681 TCTAATCTCA GCTGAAGATG TATTACATTC CTGAGCAGTC CCCTCCCTGG GCGTAAAAGT
7741 TGACGCGGTA CCTGGACGAT TAAATCAAGC AACCTTTATT GTTAGCCGCG CAGGCGTATT
7801 TTAGTGTCAA TGCTCTGAAA TTTGCGGAGC AAACCATAGT TTTATACCCA TCGTTGTAGA
7861 AGCAGTCCCC CTTGAACACT TTGAAAAGTG GTCTTCACTA ATAATGAAG ACGCTCGCT
7921 AAGAAGCTAA TAAGTACAAG CGTTAGCCTT TTAAGCTAAA GACTGGTGCC TAACAACCAC
7981 CCTTAGCCAG ATGCCCAAC TGAACCCCGC ACCCTGATT GCAATTTAG TTTTCTCTTG
8041 AATAATCTTT TTAACTGTTA TTCCCCCAA AGTTTTAGCA CATACTTACC CCAATGAACC
8101 TACCTCCCAA AGCACACAAA AACCTAAAAC AGAACCTGA AACTGACCAT GATAGTAAGC
8161 TTTTTTGACC AATTTATATC CCCAGTATAC CTCGGTATTC CGCTAATTGC ACTAGCAAT
8221 ACCTCCCTCT GAATTCGTGTT CCCAACCCCT CAAGCCGCTC GATTAACAAC CCGTGTGCTA
8281 ACACTTCAAG GATGATTTAT TAGCCGCTTC ACCTCACAAC TTCTTCTTCC CCTAAACCCC
8341 GGGGCCACA AATGAGCAGT TTTATTTACC TCATTAATGG TTTTCTATT TTCTATTAAC
8401 ATACTAGGAC TCCTTCCATA TACCTTACCA CCAACAACCC AACTCTCCCT TAATATGGGC
8461 CTCGCAAGTC CCTCTGATT AGCAACTGTC ATTATTGGAA TGCGAAATCA ACCTACACAT
8521 GCCCTAGGTC ACCTCCTTCC AGAAGGCACC CCTACTGCTC TCATCCCTGT ACTCATCATC
8581 ATTGAAACAA TTAGCCTATT TATTGACCC CTCGCTCTCG GTGTTGACT AACAGCGAAT
8641 CTCACAGCAG GCCACCTCCT TATTCAACTC ATTGCAACAG CTGCTTTTGT CCTTCTTCCG
8701 CTCATACCTG TTGTTGCTAT CTTAACAACG GTGGTCTCT TCCTTTTAC TCTGCTAGAA
8761 GTCGCGGTCG CCAATGATCCA AGCCTATGTC TTTGTTCTAC TCTTAAGCCT ATATCTACAA
8821 GAGAACGTTT AATGGCCCAT CAAGCACACC CATAACCAT AGTCGACCCC AGTCCATGAC
8881 CCTCACGGG GGCTATTGCT GCCCTATTGA TAACATCTGG CCTTGTCTATC TGATTTCACT
8941 TCCATTCAC AACCCTTATA ACTATTGGGA CAGTCCCTCT CACCTTAACA ATCTTCCAAT
9001 GATGACGGGA CGTCGTACGA GAAGGCACAT TTCAAGGACA TCCACTCCC CCCTGTTCAA
9061 TAGGCCTCCG ATACGGAATA ATCTTATTTA TTACCTCAGA AGTTCTGTTT TTCTTAGGCT
9121 TCTTCTGAGC CTTTTACCAC TCAAGCCTAG CACCTACTCC AGAAGTAGGA GGCTTCTGAC
9181 CCCAGCAGG CATTACCCTT TTAGACCCAT TTGAAGTCCC GCTTCTTAA ACAGCAGTCC
9241 TCCTTGCTCT TGGTGTAACT GTTACTGAG CACATCACAG CATTATAGAG CATTAAACGG
9301 AACAACTAT TCAATCTCTT GCCCTCACA TCTTACTCGG GGGTACTTTC ACTTTTCTCC
9361 AAGGCCTTGA GTATGTCGAA GCCCCCTTCA CCATTGCAGA CGGAGTTTAC GGTGTACAT
9421 TCTTTGTTGC CACCGGCTTC CACGGCCTCC ACGTCTTAA CGGCACCTCA TTCTTAGCCG
9481 TTTGTCTGTT ACGCCAAATC CTTCAACATT TTACATCAAA CCACCACCTT GGGTTGAA
9541 CAGCCGATG ATACTGACAC TTCGTAGACG TCGCTGACT TTTCTCTAT ATCTCTATTT
9601 ACTGATGAGG ATCTTAATCT TCCTAGTATC AAATCTAGTA TAAGTGACTT CCAATCACCC
9661 GGTCTTGTTT AAAGTCCAAG GGAAGATAAT GAGCCTTCTT CTAACCATCA TTTCAATCGC
9721 CACCTTCTCT TCAACAGTAC TTGCCATTGT ATCCTTTTGA CTCCCCCAA TTACACAGAA
9781 CCATGAAAAG CTATCACCAT ACGAATGCGG CTTTGACCCG ATAGGCTCTG CCCGACTACC
9841 TTTTTCGCTG CGATTTTTTC TCATCGCCAT CCTCTTCTC CTGTTGACT TAGAGATTGC
9901 ACTCCTCCTC CCCCTTCCCT GAGGAGACCA ATTAGCATCG CCACTACTCA CATTCACTTG
9961 AGCTACAGCT GTCCTAGCGC TCTAACCCCT TGGCCTCATT TACGAATGAA TGCAAGGAGG
10021 CCTAGAGTGA GCTGAATAGG TGGTTAGTCT AAGAAAAACA TTTGATTTCC GCTCAAAAAC
10081 TTGTGGTTTA AATCCGCAAC CGCTTAATGA CCCCCACACA CTTTGCCTTC TCCTCAGCCT
10141 TTCTTCTGGG TTTAACAGGC CTGGCATTTT ACCGGTTCCA CCTCCTTTC GCTTTATTAT
10201 GTCCTGAAGG AATAATATTA TCCCTATTTA TTGCCCTCTC CTTATGGACA CTTCAACTTG
10261 ACTCAACAAA CTTTTACAGC TCTCCTATGC TTCTACTTGC ATTTTCAGCC TGCGAAGCAA
10321 GCGCCGGCCT CGCCCTGCTA GTAGCCACTG CTCGAACCCA CGGAACCGAC CGACTACAAA
10381 GCCTAAATCT TCTCCAATGC TAAAAATCCT AATTTCAACA CTTATGCTAA TCCCAACAGC
10441 CTGGTTACTT AAACCCAGCT GACTCTGGCC CATAACCTTG ATGTATAGT TTTGCTACTC
10501 CTTAATTAGC CTTTCATGAT TGAAGAACCT CTCAGAAACC GGCTGATCAT CACTTAACCT
10561 CTTTATAGCC ACCGACTCCC TATCAACCCC CCTCCTCGTT CTCACATGCT GACTGCTACC
10621 ACTAATGATT TTGGCAAGCC AAAAACACAC AGCCTCAGAG CCTCTTGGTC GCCAGCGCAT

10681 GTACATTACA CTCTCGCCT CACTCCAGTT CTTCCTGATT CTAGCATTTA GCGCCACTGA
10741 GCTGGTAATG TTTTACGTAA TATTTGAAGC CACCCCTATC CCCACTCTGA TTATTATTAC
10801 CCCTGAGGG AACCAAACAG AACGCCTAAA TGCAGGGACC TACTTCTTTT TTTACACATT
10861 GGCAGGCTCA CTACCTCTTC TCGTTGCTTT ACTTCTTCTC CAGAACACAT CCGGCACCCCT
10921 GTCGTTGTTA ACCCTACACT ATACAGACCC ACTCACTCTC TCATCTTATG CAGACAAATT
10981 ATGATGAGCA GGCTGTCTCT TAGCATTCCCT CGTAAAAATA CCTCTCTATG GGGTCCACCT
11041 GTGACTGCCT AAAGCCACAG TCGAGGCCCT CATTGCAGGC TCAATGATCC TTGCAGCGGT
11101 TCTCTTAAAA CTGGGAGGAT ATGGCATGAT CCGCATAATA ACAATATTAG AGCCTCTAAC
11161 TAAGGAGCTA AGCTACCCCT TCATTGTCTT TGCACCTTGA GGGGTAATCA TAACCTGGCTC
11221 AATTTGTCTA CGACAGACAG ACCTTAAGTC CCTAATTGCC TACTCATCTG TAAGTCACAT
11281 GGCCTGGTGG GCCGGGGGAA TTCTTATTCA GTCACCCTGG GGCTTAACAG GGGCCCTTAC
11341 CCTAATAAAT GCACACGGTC TTACCTCATC AGCCCTCTTC TGCCTAGCAA ACACAAACTA
11401 TGACGAACC CACAGTCGAA CGATAGTACT AGCAGGAGGG CTTCAAGTAG CTCTACCATT
11461 GATGGCCACT TGATGATTTA TTTCTAGCTT AGcCAACCTA GCCCTTCCAC CACTACCTAA
11521 CCTCATAGGT GAACTAATAA TTATTACTTC TTTATTCAAC TGATCCTGGT GAACCTTAGC
11581 ATTAACCGGG GCAGGCACCT TAATTACAGC TGGTTACTCC CTTTATATGT TCTTAATAAC
11641 TCACGGGGG CCTCTCCAG CACATATCAT TGCCTGTGAG CCATCTCACA CCCGAGAACA
11701 CCTCTTATT GCACTTCATC TTATCCCTTT GATTCTCCTC GTGCTTAAGC CCGAGCTGAT
11761 CTGAGTTGG ACTGCCGTA GGTGTAGTTT TAACAAAAAC ATTAGATTGT GATTCTAAAA
11821 ATAAGGGTTA AAGTCCCTTC TCCACCgag AGAGGCTCGC AGCAATGGGA ACTGCTAATT
11881 CCCATGACT TGGTTGACC CCCAGGCTCA CTCGAGAAGC TCCTAAAGGA TAACAGCTCA
11941 TCCGTTGGTC TTAGGAACCA AAAACTCTTG GTGCAATCC AAGTAGCAGC TATGCACCCC
12001 ACCTCCCTAA TGATTTGTC AAGCCTGATC ACAATCTTTG CATTGCTAGC CTATCCCTTA
12061 GTCACCACAA TACGACCCAC GCCCAAGAA CCTCAGTGGG CTTCTACCCA TGTAAAAACA
12121 GCTGTAAAAA TAGCTTTCTT TGTTAGTCTG TTACCCTGA CCCTATTTCT TAACGAGGGT
12181 GCCGAGACAA TCGTTACTAA CTGAACCTGA ATAAATACTA ACTCCTTCGA CATCAACATT
12241 AGCTAAAAAT TTGACTTCTA CTCAATTATT TTTACCCCTA TTGCCCTCTA CGTAACTTGG
12301 TCCATCCTAG AATTTGCATT ATGATACATG CATGCAGACC CGAACATGAA CCGCTTCTTC
12361 AAGTATCTAC TGACATTCTT GATTGCCATA ATCGTTCTCG TAACCGCAAA CAATATGTTT
12421 CAACTATTCA TCGGTTGAGA GGGTGTGGGG ATCATATCGT TCCTCCTTAT CCGGTTGGTG
12481 TTCGGACGGC CGGATGCTAA CACTGCAGCA CTTCAAGCAG TACTTTACAA CCGGTTGGG
12541 GACATCGGTC TTATCTTCGC CATGGCTTGA ATAGCAGCAA ACCTGAACTC CTGGGAAATG
12601 CAACAAATCT TTGTAACCTC CAAAGACATA GACTTAACTT ATCCTCTCCT CCGGCTCATC
12661 ATCGCAGCAA CCGGCAAGTC GGCTCAATTT GGTCTTACC CctGACTACC CTCCGCTATG
12721 GAGGTCCTTA CACCGGTCTC TGCCCTACTT CATTCTAGCA CTATAGTCTG TGCCCGCATT
12781 TTCCTGTCTG TCCGAATGAG CCCCCTCTG GAAAAACAAC AAATGCCCCT CACAACCTGC
12841 CTGTGCCCTG GGGCCCTTAC AACACTGTTT ACTGCAACCT GTGCCCTCAC ACAAATGAT
12901 ATTAAAAAAA TCGTCGCATT CTCCACATCA AGCCAGCTTG GACTTATGAT GGTAAACCATT
12961 GGACTAAACT AACACAAC AGCGTTTCTT CACATTGCA CACACGCTTT CTTCAAGGCC
13021 ATGCTATTTT TATGCTCCGG ATCTATTATT CATAGTCTTA ATGACGAACA AGACATCCGa
13081 AAAATAGGAG GCATACACCA CCTTGCACCT TTTACATCCT CTTGCCTAAC TATTGGCAGT
13141 CTTGCCCTTA CAGGGACCCC CTCTTCTAGT GGCTTCTTCT CTAAGATGTC TATCATCGAA
13201 GCACATAACA CATCCCACCT AAACGCCTGA GCCCTAACT TAACCTCTCT AGCCACCTCT
13261 TTCACAGCAA TTTACAGCTT TCGAGTAGTA TTTTTTGTGC CCATGGGTCA CCCCCGGTTT
13321 AATCCCTCT CCCCATCAA CGAAAACAAC CCAGCAGTGA TTAACCCACT TAAGGGATTA
13381 GCATGAGGAA GCATCGTTGC AGGCTTACTA ATTACTTCTA ACATCACACC CCTAAAAACC
13441 CCTGTTATAT CTATACCCCT TCTCCTTAAA CTAGCTGTCT TTGCAGTAAC AATCCTTGGC
13501 CFACTTGTG CTTATGGAAC CTCCATGCTA ACTAATAAGC AATATAAAATC AATACCCGAC
13561 ACACACGTAC ACCACTTCTC CACCTTGTTA GGCTTCTTCC CCGGAGTAAT GCACCGCCTA
13621 GCCCTTAAAT TACTCTTCTT CCTAGGCCAA AACGTTGCCA ACCAAACAGT AGATCAAACC
13681 TGGCTAGAAA AAATCGGCC CAAAGCCATT GAGTCTCTTA ACCGACCCCT GATCTCTTCT
13741 ACAAGTAACA TTCAGCGAGG AGTAATCAAG ACATATCTCA CCGTTTCTCT CCTAACACTA
13801 GCCCTTATAA TCCCCTATT CATCGCCTAA ACTGCCCGCA ACGCCCTCTG ACTTATACCC
13861 CGAGTCAACT CGAGAACCAC AAACAAGTT AAAAGCAATA CCCACGCGCT AATAATTAAT
13921 AACCACCCCT CAGAAGAATA TATTAAGCT ACACCCTCGA TATCCCCCG AAACACGGAG
13981 AACTCCGCCA ACTCATCTGC TAGGACCCAA GACGACTCGT ATCACCCCC ATCAGAACAGC
14041 CCAGAAACTA ACATTACCC CTCTGTGTAA ACTACCCCAT AAACCATTAC CGACCAACTA
14101 CCCCAGCTCT CCGGATACGG CTCAGCAGCT AACGCTGCGG AGTATGCAAA TACACTAGC
14161 ATCCC GCCCA AGTAAATTA GAACAAAACT AGTGACAAAA AAGGCCCCCT ATGCCCACT
14221 AATATACCAC ACCCATCCCT AGCTACTACA ACCAAACCCA AAGCAGCGAA ATAAGGAGAT
14281 GGATTAGAAG CAACTGCAAC TAACCTTAAC ACgaGAGAAA ATAAAACTAA ATATATAGCA
14341 AAAGTCATAA TTCTGCCAG GACTTTAACC AGGACTAATG GCTTGAAAAA CCACCGTTGT
14401 TATTCAACTA CAAGAACCCT AATGGCCAGT CTACGTAAT CCCACCCTCT TCTAAAAATC
14461 GCAAACGATG CTTTAGTTGA CCTGCCAGCC CCTCTAATA TCTCCGTTTG GTGAAACTTT
14521 GGGTCTCTTC TAGGACTCTG TTTAGTAACC CAAATTGCTA CCGGCTTGT TCTAGCCATA
14581 CACTACACAT CAGATATTGC TACTGCCTTC ACCTCCGTGG CTCACATCTG CCGGACGCTC
14641 AACTACGGCT GACTTATCCG AAGCATTAT GCCAACGGCC CATCATCTTT TTTCAATTGC
14701 ATCTACCTAC ACATCGGCC AGGGCTCTAC TATGGCTCAT ACCTCTATAA AGAAACATGA
14761 ACTATTGGAG TCGTCTCTCT CCTCTCGTA ATAATAACGG CCTTCGTCGG ATACGTCCTC
14821 CCTTGAGGAA AAATGTCTT TTGAGGTGCA ACCGTTATTA CCAACCTCCT ATCCGCCGCT
14881 CCCTATGTTG GCGACACCTT AGTCCAATG ATTTGAGGTG GTTTTTCTGT AGACAATGCT
14941 ACCCTTACC GGTTCCTTGC CTTCCACTTC CTTTTCCCTT TCATCATCGC CGCCGCAACA
15001 GTAATCCATC TACTATTTCT TCACGAAACT GGCTCAAATA ATCCCACCG CTTAAACTCA
15061 GACTCAGACA AGGTTCCCTT CCACCTTAC TTCACTTACA AAGACCTCTT AGGTTTGTGA
15121 GTGCTCCTCA CTGCATTAG ATCCCTCGT TTGTTTTCTC CTAATCTTTT AGGAGACCCA
15181 GATAACTTTA CCCCCGAAA TCCACTTGTT ACACCCAC ACATTAACC AGAGTGATAC
15241 TTCCTCTTTG CTTACGCTAT TCTCCGGTCC ATCCCAACA AACTTGGAG CGTCTTGGC
15301 CTTTTATTTT CGATCTTAGT TCTCATGCTT GTCCCTTCC TTCACACCTC TAAACAACGC
15361 AGCCTAATGT TTCGCCCTCT AACGCAATT TTGTTCTGGT CTCTGGTAGC AGACGTTATA

15421 ATCTAACTT GAATTGGAGG AATGCCCGTA GAACACCCCT TCGTTATCAT TGGACAAGTA
15481 GCATCACTCC TTTACTTCGC CCTCTTTCTA GTCCTAATCC CAACAGCAGG TTTACTAGAG
15541 AATAAAGTCC TTGGATGAAA ATGCAC TAGT AGCTCAGCGC ACAGAGCCCC AGTCTGTGTA
15601 ACTGGCCGTC GGAGGTTAAA ATCCTCCCTA CTGCTCAAAG AAAGGAGATT TCAACTCCTA
15661 CCCTAATCTC CCAAAGCTAG GATTCTAGCA TTAAACTATT CTTTTCGGGCA TAATGTATGT
15721 AAAGCAAAGG ATTTTATAT ACATGTATGT ATTAACACCA TATATTTATa GTAACCATTT
15781 TGTGTAATGT ACTAGGACAT ACATGTATAA TCACCTAACA TAGTAATATA GCACCTATT
15841 ATCACCATTT TTAACATAAGA AATTACTAGA ACCCTGACTT CACATTCACG TTACATATGT
15901 GAAATTCAG GACCAGCCGA CATTTAAGAC CGAACACAAC ACTCACCGGT CAAGTTATAC
15961 CAAGACTCAA AATTTCACTC ACTTAAAAA CCAACCCAAT AAGAGCCTAC CAACCGGTGA
16021 TCCTTAAATG ATAACCTCTA TTGAGGGTGA GGGACAAAAA TTGTGGGGGT TTCACTCGGT
16081 GAATTATTCC TGGCATTGG TTCCCTACTTC AGGGCCATTG ATTGATATTA TCCCTCACAC
16141 TTTTCATCAGC ACTTACATAA GTTAATGTTG ATAATACATA CGACTCGTTA CCCACCAAGC
16201 CGGGCGTTCA CTCCAGCGGG TAAGGGGTTT TCTTTTTTTT TTTCCCTTCA CTTGACATTT
16261 CAGAGTGAT CAGCCACA GAGAGCTTTA AAGGGTGAGC ACTTTTCTTG CACTCAGCGT
16321 ACATAGTATC CATGTTATAA GTCTTTTATTA GAAGGATAAC ATAAAGGGAT ATCATGTGCA
16381 TAAGAATGTG CTCTTTCTT CTATCATCCC CAGGATACCC CTTTTTTTCG CGTAAACCC
16441 CCCTACCCCG CTAAACTCCT GAAGTTGCTA AGACCCTGa aaaCCCCCG GAAACAGGAC
16501 AACCTCTGG TAGCTTAGAA AAGGCAATTA CTTTTCAACC TACTTTTCAA CCTAAAAATA
16561 CCCCTGACCA AAGATAAGCC CACCAGTTAT TTTAATAATG GTACTTTTCA ACCCTAAAAAT
16621 ACCCTGAcC AAAGAtAAGC CCACCAGTTA TTTTAATAAT GGTACTTTTC AACCCtAAGA
16681 TACCCCTGAC CAAAGATAAG CCCaCCAGTT ATTTTAAATA TGGTactTTTT CAACCCtAAA
16741 ATACCCCTG CCAAGATAA GCCCACCAGT TATTTTAATA ATGGTACTTT TCAACCCtAA
16801 AATACCCCTG ACCAAAGATA AGCCCACCAG TTATTTTAAAT AATGGTACTT TTCACCCtTA
16861 AAATACCCCT GACCAAAGAT AAGCCCACCA GTTATTTTAA TAATGGTACT TTTCAACCCt
16921 AAAATACCC TGACCAAAGA TAAGCCCACC AGTTATTTTA ATAATGGTAC TTTTCAACCC
16981 TAAAATACCC CTGACCAAAG ATAAGCCCAC CAGTTATTTT AATAATGGT CTTTTCAACC
17041 CTAAAATACC CCTGACCAA GATAAGCCCA CCAGTTATTT TAATAATGGT ACTTTTCAAC
17101 CCTAAAATAC CCTGACCAA AGATAAGCCC ACCAGTTATT TTAATAATGG TACTTTTCAA
17161 CCCTAAAATA CCCCTGACCA AAGATAAGCC CACCAGTTAT TTTAATAATG GTACTTTTCA
17221 ACCCTAAAAA ACCCTGACC AAAGATAAGC CCACCAGTTA TTTTAATAAT GGTACTTTTC
17281 AACCCtAAAA TACCCCTGAC CAAAGATAAG CCCACCAGTT ATTTTAAATA TGGTACTTTT
17341 CAACCCtAAA ATACCCCTGA CCAAGATAA GCCCACCAGT TATTTTAATA ATGGTACTTT
17401 TCAACCCtAA AATACCCCTG ACCAAAGATA AGCCCACCAG TTATTTTAAAT AATGGTACTT
17461 TTTCAACCCtA AAAATACCCCT GACCAAAGAT AAGCCCACCA GTTATTTTAA TAATGGTACT
17521 TTTCAACCCtT AAAATACCCCT TGACCAAAGA TAAGCCCACC AGTTATTTTAA ATAATGGTAC
17581 TTTTCAACCC TAAAATACCC CTGACCAAAG ATAAGCCCAC CAGTTATTTT AATAATGGT
17641 CTTTTCAACC CTAAAATACC CCTGACCAA GATAAGCCCA CCAGTTATTT TAATAATGGT
17701 ACTTTTCAA CTTAAAATAC CCTGACCAA AGATAAGCCC ACCAGTTATT TTAATAATGG
17761 TACTTTTCAA CCTAAAATG ACTGGGACCT GTAACGCCGT GTCATCTTCT TCATGATCAA
17821 AAAAcTACTG TTTAGATTAT TTCAAGTATT TCTGGCATCA TCCCAACTAC GAAGGGcACA
17881 GAACAAAAAC CGAGAAGACT TTGCTCTCCA TTCAAAAACT ATCTTTTTTT AACCCGACAAG
17941 CCCTAAAAC AACCTTCTAT TATCCTAAAA CTTGACAAGA CTAGGGAAAC ACCTTTTGGT
18001 GTAACAGATA TTTAACT

Reinhardtius hippoglossoides 2 18139 bp

1 GCTAACGTAG CTTAATTTAAA GCATAACACT GAAGATGTTA AGATGGGCCC TAGAAAGCCC
61 CGGGAGCACA AAGGCTTGGT CCTGACTTTA CTGTGCACTT TAACtAAACT TACACATGCA
121 AGTATCCGCC CCCTGTGAG AATGCCCACA ACTCCCTGCT TGGGAAGTAG GAGCTGGTAT
181 CAGGCACAAG CCCCCTAGC CCACGACGCC TTGCTTAGCC ACACCCtCAA GGGAACTCAG
241 CAGTGATAAA TATTAAGCCA TAAGTGAAAA CTTGACTTAG TTAAGTTTAA GAGGGCCGGT
301 AAAACTCGTG CCAGCCACCG CGGTtTATACG AGAGGGCCAA GTTGACAAAC AACGGCGTAA
361 AGAGTGGTTA GGGGATTAC TAAACTAGAG CCGAAGCCTT TCAGAGCTGT TATACGCACC
421 CGAAAGTATG AAACCCAAAT ACGAAAGTAG CTCTACTCAT CCTGAACCCA CGAAAGCTAA
481 GAAACAAACT GGGATTAGAT ACCCCACTAT GCTTAGCCCT AAACATCGAT TGCACTATAC
541 ACTCCATATC CGCCCGGGAA TTATGAACGT CAGTTTAAAA CCCAAAGGAC TTGGCGGTGC
601 TTAACATCCA CCTAGAGGAG CCTGTTCTAG AACCGATAAC CCCCCTTAAA CCTCACCCtC
661 TCTTGTtTTA TCCGCCTATA TACCACCGTC GTCAGCTTAC CCTGTGAAGG CTTTACAGTA
721 AGCAAAATG GCACAGCCCA AAACGTcAGG TCGAGGTGTA GTGAATGAGG GGGGAAGAAA
781 TGGGCTACAT TTGCTAAAACA TAGCAAACAC GAATGTGCA TTGAAAATG CAACtGAAGG
841 AGGATTTAGC AGTAAGCAGG AAATAGAGCG TCCCCTGAA ACTGGCCCTA AAGCGGCAC
901 ACACGGCCCG TCACCCTCCC CAAGCCCCCT GAACtAAACT AATtAAAAACC CAACAAACCCG
961 CGAAGGGGAG GAAAGTCGTA ACATGGTAAG TGTACCGGAA GGTGCGCTTG GAAAACTCAG
1021 AGTGTAGCTA AGTTAGATTA CAGCATCTCA CTTACACCGA GAAGACGCC GTGCAAGTCCG
1081 GACCACCCCTG ACGCCTATTA GCTAGCCCAA CCCCTTAAACA CAACAAACCC CCATTTATAA
1141 CCCTAAAAG ACGAAACACC CACGTAGCTA AACCTTCTC CCCCCTAAAG CCAGGCGATA
1201 AAAAAGGAAA TTTGGAGCAA TAGAAAAAGT ACCGCAAGGG AAAGCTGAAA GAGAGATGAA
1261 AAAGCCcAGT AAAGCTTAAG AAAGCAGAGC TTAAAGCTCG TACCTTTTGC ATCATGATTT
1321 AGCTAGCACT TTCAAGCAA GAGAACCTAA AGTTTGTAAc CCCGAAACTG AGTGAGCTAC
1381 TCCAAGACAG CTTATTTTATA GGGCAAACCC GTCCTCTGTGG CAAAAGAGTG GGAAGAGCTT
1441 TGAGTAGAGG TGACAAACCT ACCGAACtCA GTTATAGCTG GTTGCCCTGTG AATTGAATAG
1501 AAGTTcAGCC CCCTGGGTTT TCCACTCATG CACTTTTATTA ACCCTCAGA TGCAATGAGG
1561 AACCGGGGT GTTAGTCAA GGGGGTACAG CCCCTTTGAT ACAAGACACA ACTTTCTCAG
1621 TAGGATAAAG ATCATAATAA AATAAGGACA GATGTTTTAG TGGGCCTAAA AGCAGCCACC
1681 TTAACAGAAA GCGTtAAAGC TCAACATGA AGCCCTCCCG TTATAACCGAT AACCCtATCT
1741 TAATCCCCCA CATTtAACAG GCCCTCCTAT GCATCACATA GGAACGACTA TGCTAAATAG
1801 AGTAATAAGA GGGTATAACC ACCCTCTCCT TGCACATGTG TAAATCGGAA CGGACCCCCC
1861 ACCGAATCTT AACGGCCCA ATCAAAGAGG GTATTGGAAA CTACCACAAA TTCAGGCCAG

1921 AAAAACATCC AATGATAACC CGTTAACCCC ACACTGGTGT GCCCAAAAGG AAAGACCGAA
1981 GGGGGGAGAA GGAACCTCGG AAACATAACC CAAGCCTCGC CTGTTTACCA AAAACATCGC
2041 CTCTTGCATA ACCACAGTAT AAGAGGTCCC GCCTGCCAG TGACCATATA GTTCAACGGC
2101 CGCGGTATTT TGACCGTGCA AAGGTAGCGT AATCACTTGT CTTTTAAATG AAGACCTGTA
2161 TGAATGGCAT AACGAGGGCT TAACTGTCTC CTTCGCCCGG TCAATGAAAT TGATCTCCCC
2221 GTGCAGAAGC GGGGATTAAA CCATAAGACG AGAAGACCCT ATGGAGCTTT AGACACACAG
2281 TTGGACCATG TCAAATACCC CCAACTAAGG GCCTGAACTA AGTGGAACTT GCCTTGATGT
2341 TTCTCGGTTGG GGCACCATG GGAATAACAA AACCCCCACG TGGAAAGGGA GCACACCCCT
2401 AAGTTACTTC TTCTCCCGCA AGCCAGAGCA ACAGCTCTAA CCAGCAGAAA TTCTGACCAA
2461 ACTGATCCGG TAAAACCGAT CAACGAACCA AGTTACCCTA GGGATAACAG CGCAATCCCC
2521 TTTTAGAGCC CATATCGACA AGGGGGTTTA CGACCTCGAT GTTGATCAG GACATCCTAA
2581 TGGTGCAGCC GCTATTAAGG GTTCGTTTGT TCAACGATTA AAGTCTACG TGATCTGAGT
2641 TCAGACCGGA GTAATCCAGG TCAGTTTCTA TCTATGACAT GATCTTTTCT AGTACGAAAG
2701 GACCGAAAAG AAGGGGCCCA TGCTAAAAGT ACGCCTCACC CCCACCTAAT GAAAAAATCT
2761 AAACATGGCA AAAGGGCATA ACCCTTTTGC TGGAGATAAC AGCAAGTTGG GTGTGCAGAG
2821 CCCGGCTAAT GCAAAAGACC TAAGCCCTTT CCACAGAGGT TCAAATCCTC TCCTTAACTA
2881 TGATTTCAAC TCTCATTACC CATATTATTA ACCCCCTAAC CTTTTATTGTA CCTGTATTGC
2941 TAGCCGTAGC ATTCCTCACC CTCTTGAAAC GAAAAGTCTT AGGCTACATA CAACTCCGAA
3001 AAGGGCCTAA CATCGTAGGG CCTTACGGCC TCCCTCAACC CATTGCTGAC GGGCTAAAAC
3061 TCTTTATTAA AGAACCCGTT CGGCCCTCCA CCGCATCCCC CGTTCTGTTC CTCCTGGCCC
3121 CTATACTCGC ACTCACACTG GCCCTGACCC TTTGAGCCCC GATGCTTTTC CCGTACCCTG
3181 TGTGAGACT TAACCTGGGT ATCCTTTTTA TTCTAGCCT ATCTAGCCTT GCAGTATACT
3241 CTATTCTTGG GTCTGGTTGA GCATCCAATT CAAAATACGC TTTAGTAGGA GCACTGCCGG
3301 CTGTTGCACA AACAATTTCT TACGAAGTTA GCCTAGGACT CATCCTCCTT AACATCATCA
3361 TCCTTACCGG AGGATTTACA CTTCAGACCT TTAACACGGC CCAAGAGGCC ATCTGACTAG
3421 TGTACCCCGC CTGACCCCTC GCTGCCATAT GATACATCTC CACTCTTGCC GAAACAAAAC
3481 GTGCACCCTT CGACCTAACA GAGGGGGAAT CTGAACCTTC TTCAGGCTTC AACGTAGAAT
3541 ACGCAGGAGG GCCCTTCGCT TTGTTCTTTT TAGCCGAATA CTCAAATATC CTCCTAATAA
3601 ATACTCTGTC CGCAACATTA TTTTTGGGCG CCTCCACAT TCCCTCTATC CCAGAATTAA
3661 cTAGCATTAA TATTATAACT AAAGCAGCCC TTCTCTCAAT TGTTTTTCTG TGAGTCCGAG
3721 CTTCGTACCC GCGATTCGCT TACGACCAAC TTATGCACCT CATTGGAAG AACCTTCTTC
3781 CACTGACTTT AGCACTAGTT ATTTGACACT TAGCGCTCCC TATTGCATTC GCTGGTCTCC
3841 CACCACAAC ATAAACGAG GAGCTGTGCC TGAATTTAAA GGGCCACTTT GATAGAGTGA
3901 ATTATGGGGG TTA AAAATCCC CCAACTCTC TAGAAAGAAG GGGATCGAAC CCAACTGAA
3961 GAGATCAAAA CTCTCGTGC TTCTCTACA CCACTCTTA GTAAGTTCAG TTAACAAGC
4021 TCTTGGGCCC ATACCCCAAC CATGTAGGTT CAAATCCTTC CTTTACTAAT GAACCCCTAC
4081 ATCTTGACCA CTCTTATATT TGGTTTGGGC CTAGGAACAA CACTTACGTT TGCAAGCTCA
4141 CACTGACTCC TCGCTTGAAT AGGCCTCGAA ATTAATACAC TAGCCATTAT TCCACTAATA
4201 GCCCAACATC ATACCCCGG AGCAGTCGAA GCTACTACTA AATACTTTCT CGCACAGCC
4261 ACAGCAGCCG CTACCCTCTT GTTTGCAAGT ACCACCAACG CATGACTAAC AGGCCAATGA
4321 GACATCCAAC AAATAACACA CCCCCTCCCC ACAACAATAA TTGTTATTGC CCTAGACTA
4381 AAAAATGGAC TAGCACCAT ACACCTTGA CTTCAGAAAG TGCTTCAAGG ACTAGACCTC
4441 ACCACCGGAC TTATCCTCTC GACTTGACAA AAACCTGCAC CCTTTGCCCT ATTACTACAA
4501 ATTCAAGCAA CAAACCCCTAC GCCTCTAATC ATTTATTGGCT TGCTATCCAC CCTCGTTGGA
4561 GGATGAGGTG GTCTCAATCA AACTCAATTA CGTAAAGTCC TCGCCTACTC CTCGATTGCC
4621 CATCTTGCT GAATAATACT AATCATTCAG TTTTCCACCC TCCTCGCCCT CCTTGCCTA
4681 CTACAGTATT TTAATAATG TTTTTCAGCA TTCCTAATCT TTAAGTAAA CAAGGCTACC
4741 ACTGTCAATG CCGTCGCAAT CTCATGAACA AAAACCCCTG CCCTCACAGC CCTAGCACCC
4801 CTAGTCTTAT TGTCCTTGG TGGCCTCCCT CCCCTTACCG GCTTCATACC CAAATGATTT
4861 ATCTTCAAG AACTGACTAA GCAAGACCTC CCAGCCCTTG CTACCTCGC CGCATTAAC
4921 GCCCTCTTAA GCCTTTACTT CTACTTGCCG CTCTCGTACG CGATAACCTT GACAATGTT
4981 CCTAACAAAC TCGTCGCGCT TACCCCTGA CGGTTCTATT CTCCCAATT TACGCTTCCC
5041 CTGCCATGT CCACTGCAGC AACCACCCTT CTCTCCAC TAGCCCTGC TGCTGTAGCA
5101 CTACTCATAG CTTAAGGGAC TTAGGCTAGC ACTTAGACCA GTGGCCTTCA AAGCCATCAG
5161 CGTGAGTGAA AATCTCTCAG TCCCTGTTAA GACTTGCGGG CTATTATCCC ACATCTCTG
5221 CATGCAAAAG AGACACTTTA ATTAAGCTAA AACCTTCTA GATAGGAAGG CCTTGATCCT
5281 ACAAATCTT AGTTAACAGC TAAGCGCCCA ATCCAGCGAG CATCTATCTA CTTTCCCCCG
5341 CTGATTTTAC CGAGTAAAAA GCGGGGAGAA GCCCCGGCAG GCGATTAGCC TGCTTCTTTA
5401 GATTTGCAAT CTAACATGTA ACACCCAGA GCTTGATAAG AAGAGGGCTT GCACCTCTGT
5461 CTATGGGCTT CAATCCACC GCTTAACTCA GCCATCTTAC CTGTGGCAAT CACACGTTGA
5521 TTTTCTCGA CCAATCACAA AGACATCGGC ACCCTCTATC TCGTATTTGG TGCTGAGCC
5581 GGTATAGTGG GAACAGGCTT AAGTCTGCTT ATTCGGGCAG AACTAAGCCA ACCTGGGGCT
5641 CTCTTGGAG ACGACCAAA TATAACGTA ATCGTACCC CACACGCTT TGTAATAATC
5701 TTTTTTATAG TAATACCCAT TATGATCGGG GGTTCGGAA ACTGGCTTAT TCCACTAATA
5761 ATTGGAGCCC CAGATATGGC TTTCCCTCGA ATAAATAACA TGAGTTTCTG ACTTCTTCCC
5821 CCATCCTTTC TTCTCCTCTT AGCCTCTTCA GGTGTTGAAG CTGGGGCAGG TACGGGGTGA
5881 ACCGTTTATC CACCCTAGC TGGTAATCTG GCCACGCCC GAGCATCCGT TGACCTAACA
5941 ATCTTCTCAC TTCACCTGC AGGGATTTCG TCAATTCTGG GGGCAATTA CTTTATTACT
6001 ACCATCATCA ACATGAAACC CACAACAGTT ACTATGTACC AAATCCCATT ATTTGTTTGA
6061 GCCGTCTTAA TTACCGCGT ACTTCTTCTT CTGTCCCTTC CCGTCTTAGC CGCAGGGATT
6121 ACAATGCTAC TAACAGACCG CAACCTCAAC ACAACCTTTT TTGACCCCGG CGGAGGTGGT
6181 GACCCCATCC TCTATCAACA CCTATTCTGA TCTTTTGGCC ATCCAGAGGT ATATATTCTC
6241 ATTCTTCCAG GCTTCGGAAT AATTTCCAC ATTGTTGCAT ACTATGCAGG TAAAAAGAA
6301 CCTTTTGGTT ACATAGGAAT AGTCTGAGCT ATAATAGCCA TTGGACTCCT GGGATTCTT
6361 GTATGGGCC ATCACATGTT TACAGTCGGG ATAGACGTCG ACACACGAGC CTACTTTACA
6421 TCTGCCACAA TAATCATGTC AATCCCGACC GGCCTAAAAG TCTTTAGCTG ACTCGCAACC
6481 CTCACGGGG GAAGCATCAA ATGAGAAACG CCACTTCTTT GGGCCCTCGG CTTTATTTTC
6541 CTCTTTACAG TAGGGGGTCT TACTGGCATT GTCTTGGCTA ACTCCTCTCT TGACATTGTT
6601 CTGCATGACA CATACTATGT AGTAGCCAC TTCCACTATG TACTATCTAT GGGTGCTGTA

6661 TTCGCAATCG TTGCCGCCTT CGTCCACTGA TTCCCACTAT TTACAGGTTA TACCCTCCAC
6721 TCCACATGAA CAAAATCCA CTTCGGCCTG ATATTTATTG GGGTCAATCT AACATTCTTC
6781 CCCCAACACT TCGTGGCCT AGCCCGAATG CCCCAGCAT ACTCAGACTA CCCAGACGCA
6841 TATACCCTTT GAAACACTGT CTCATCAATC GGATCCCTAA TGTCGCTCGT CGCTGTAATC
6901 TTATTTTTGT TCATTATTG AGAAGCATTT ACAGCCAAAC GAGAAGTTGG GGCAGTAGAA
6961 CTTACTGCAA CTAACATCGA ATGACTTTAC GGCTGCCCTC CACCCTACCA CACATTTGAA
7021 GAGCCCGCAT TCGTCCAAGT TCGAATAAAT TCGAACAAC TAACGAGAAA GGGAGGAGTT
7081 GAACCCCAT CAATTGGTTT CAAGCCAACC ACATAACCGC TCTGTCACTT TCTTCACAAC
7141 ACaCCAATAA GATACTAGTA AAACGCTATA ACACTGCCTT GTCAAGGCAG AATTGTGGGT
7201 TAAATCCCCG CGTATCTTAA ACGAAATGGC ACATCCCTCA CAACTCGGAT TTCAAGACGC
7261 AGCTTCCACC TTAATAGAAG AACTACTTCA CTCCACGAT CACGCCTTAA TAATGTAAAT
7321 TCTCATCAGC ACGATAGTAC TTTATATTAT TGCGGCTATA GTTACAGCCA AACTAACAGA
7381 TAAACTTGT CTAGATTCTC AAGAAATTGA AATTATCTGA ACAGTTCTCC CAGCTGTTAT
7441 TCTTATTCTC ATCGCCCTAC CATCTCTCCG AATTTTGTAC TTAATAGACG AAATTAATGA
7501 CTCCACCTA ACAATCAAAG CCATGGGCCA CCAGTGGTAC TGAAGCTACG AATACACAGA
7561 CTATGAAGAC CTCGGTTTTG ACTCTTACAT AATCCCTACA CAAGACCTGA CCCCTGGACA
7621 GTTCCGACTA CTTGAAGCAG ATCACC GGAT AGTAATCCCG GTAGAACTCT CTATTCGCGT
7681 TCTAATCTCA GCTGAAGATG TATTACATTC CTGAGCAGTC CCCTCCCTGG GCGTAAAAGT
7741 TGACCCCGTA CCTGGACGAT TAAATCAAG AACCTTTATT GTTAGCCGGC CAGGCGTATT
7801 TTATGGTCAA TGCTCTGAAA TTTGCGGAGC GAACCATAGT TTTATAACCA TCGTTGTAGA
7861 AGCAGTCCCC CTTGAACACT TTGAAAACCTG GTCTTCACTA ATAATGAAG ACGCCTCGCT
7921 AAGAAGCTAA TAAGTACAAG CGTTAGCCTT TTAAGCTAAA GACTGGTGCC TAACAACCAC
7981 CCTTACCGAC ATGCGCTCAAC TGAACCCCGC ACCCTGATT GCAATTTTAG TTTTCTCTTG
8041 AATAATCTTT TTAACTGTTA TTCCCCCAA AGTTTTAGCA CATACTTACC CCAATGAACC
8101 TACCTCCCAA AGCACACAAA AACCTAAAAC AGAACCTGA AACTGACCAT GATACTAAGC
8161 TTTTTTGACC AATTTATATC CCCAGTATAC CTCGGTATTC CGCTAATTGC ACTAGCAATT
8221 ACCTCCCTCT GAATTCGTGTT CCCAACCCCT CAAGCCCGCT GATTAACAAC CCGTGTGCTA
8281 ACACTTCAAG GATGGTTTAT TAGCCGCTTC ACCTCACAAC TTCTTCTTCC CCTAAACCCC
8341 GGGGGCCACA AATGAGCAGT TTTATTTACC TCATTAAATGG TTTTCTTATT TTCTATTAAC
8401 ATACTAGGAC TCCTTCCATA TACCTTCACA CCAACAACCC AACTCTCCCT TAATATGGGC
8461 CTCGACGATC CCTCTGATT AGCAACTGTC ATTATTGGAA TGCGAAATCA ACCTACACAT
8521 GCCCTAGGTC ACCTCCTTCC AGAAGGCACC CCTACTGCTC TCATCCCTGT ACTCATCATC
8581 ATTGAAACAA TTAGCCTATT TATTGACCC CTCGCTCTCG GTGTTGCGACT AACAGCGAAT
8641 CTCACAGCAG GCCACCTCCT TATTCAACTC ATTGCAACAG CTGCTCTTGT CCTTCTTCCG
8701 CTCATACCTG TGTGTGCTAT CTTAACACAG GTGGTCTCT TCCTTCTTAC TCTGTGTAGA
8761 GTCGCGGTCG CCATGATCCA AGCCTATGTC TTTGTTCTAC TCTTAAGCCT ATATCTACAA
8821 GAGAACGTTT AATGGCCCAT CAAGCACACC CATAACCAT AGTCGACCCC AGTCCATGAC
8881 CCCTCACGGG GGCTATTGCT GCCCTATTGA TAACATCTGG CCTTGCATC TGATTTCACT
8941 TCCATTCCAC AACCTTATA aCTATTGGGA CAGTCTTCT CACCTTACA ATCTTCCAAT
9001 GATGACGGGA CGTCGTACGA GAAGGCACAT TTCAAGGACA CCACACTCCC CCTGTTCAAA
9061 TAGGCCTCCG ATACGGAATA ATCTTATTTA TTACCTCAGA AGTTCTGTTC TTCTTAGGCT
9121 TCTTCTGAGC CTTTACCAC TCAAGCCTAG CACCTACTCC AGAACTAGGA GGCTTCTGAC
9181 CCCCAGCAG CATTACCCTT TTAGACCCAT TTGAAGTFCG GCTTCTTAAC ACAGCAGTCC
9241 TCCTTGCCCT TGGTGTAACT GTTACCTGAG CACATCACAG CATTATAGAG GGTAAACGGA
9301 AACAACTAT TCAATCTCTT GCCCTCACA TCTTACTCGG GGGTTACTTC ACTTTTCTCC
9361 AAGGCCTTGA GTATGTCGAA GCCCCCTTCA CCATTGCAGA CGGAGTTTAC GGTGTACAT
9421 TCTTTGTTGC CACCGGCTTC CACGGCTTAA ACGTCTTAA TTGGACCTCA TTCTTAGCCG
9481 TTTGTCTGTT ACGCCAATC CTTACCAATT TTACATCAAA CCACCCTTT GGGTTGAAG
9541 CAGCCGATG ATACTGACAC TTCGTAGACG TCGTCTGACT TTTCTCTAT ATCTCTATTT
9601 ACTGATGAGG ATCTTAATCT TCCTAGTATC AAATCTAGTA TAAGTGACTT CCAaTCACT
9661 GGCTTTGGTT AAAGTCCAAG GGAAGATAAT GAGCCTTCTT CTAACCATCA TTTCAATCGC
9721 CACCCTCCT TCAACAGTAC TTGCCATTGT ATCCTTTTGA CTCCCCCAA TTACACAGA
9781 CCATGAAAAG CTATCACCAT ACGAATGCGG CTTTGACCCG ATAGGCTCTG CCCGACTACC
9841 TTTTTCGCTG CGATTTTTTC TCATCGCCAT CCTCTTCTC CTGTTGCGACT TAGAGATTGC
9901 ACTCCTCCT CCCCTTCCCT GAGGAGACCA ATTAGCATCG CCACACTCA CATTCACTTG
9961 AGCTACAGCT GTCCTAGCGC TCTTAACCCCT TGGCCTCAT TACGAATGAA TGCAGGAGG
10021 CCTAGAGTGA GCTGAATAGG TGGTTAGTCT AAGAAAACA TTTGATTTCC GCTCAAAAAC
10081 TTGTGGTTTA AATCCGCAAC CGCTTAATGA CCCCCACACA CTTTGCCTTC TCCTCAGCCT
10141 TTCTTCTGGG TTTAACAGGC CTGGCATTTT ACCGGTTCCA CCTCCTTCC GCTTTATTAT
10201 GTCTTGAAGG AATAACTACT TCCCTATTTA TTGCCCTCTC CCTATGAACA CTCCAACCTG
10261 ACTCAACAAA CTTTTACGCA TCTCCTATGC TTCTACTTGC ATTTTCAGCC TGCGAAGCAA
10321 GCGCCGGCCT CGCCCTGCTA GTAGCCACTG CTCGAACCCA CGGAACCGAC CGACTACAAA
10381 GCCTAAATCT TCTCCAATGC TAAAAATCCT AATTTCAACA CTTATGCTAA TCCCAACAGC
10441 CTGGTTACTT AAACCCAGCT GACTCTGGCC CATAACCTTG ATGTATAGT TTTGCACTCT
10501 CTTAATTAGC CTTTCATGAT TGAAGAACCT CTCAGAAACC GGCTGATCAT CACTTAACCT
10561 CTTTATAGCC ACCGACTCCC TATCAACCCC CCTCCTCGTT CTCACATGCT GGCTGCTACC
10621 ACTAATGATT TTGGCAAGCC AAAAACACAC AGCCTCAGAC CCTCTTGGTC GCCAGCGCAT
10681 GTACATTACA TTTCTCGCCT CACTCCAGTT CTTCCTGATT CTAGCATTTA GCGCCACTGA
10741 GCTGGTAATG TTTTACGTAA TATTTGAAGC CACCCCTATC CCCACTCTGA TTATTATTAC
10801 CCCTGAGGG AACCAACAGC AACGCCATAA TGCAGGGACC TACTTCTTT TTTACACATT
10861 GGCAGGCTCA CTACCCCTTC TCGTTGCTTT ACTTCTTCTC CAGAACACAT CCGGCACCC
10921 CTCGTTGCTA ACCCTACACT ATACAGACCC ACTCACTCTC TCATCTTATG CAGACAAAAT
10981 ATGATGAGCA GGCTGTCTCT TAGCATTCCT CGTTAAAATA CCTCTCTATG GAGTCCACCT
11041 GTGACTCCCT AAAGCCACG TTGAAGCCCC CATTGCAAGC TCAATGATCC TTGACGCGGT
11101 TCTCTTAAA CTGGGAGGAT ATGGCATGAT CCGCATAATA ACAATATTAG AGCCTCTAAC
11161 TAAGGAGCTA AGCTACCCCT TCATTGTCTT TGCACTTTGG TGCACTTTGG GGGGTAATCA
11221 AATTTGTCTA CGACAGACAG ACCTTAAGTC CCTAATTGCC TACTCATCTG TAAGTCACAT
11281 GGGCCTAGTG GCCGGGGGAA TTCTTATTCA GTCACCTTGG GGCTTAACAG GGGCCCTTAC
11341 CCTAATAAAT GCACACGGTC TTACCTCATC AGCCCTCTTC TGCCTAGCAA ACACAAAATA

11401 TGAACGAACC CACAGTCGAA CGATAGTACT AGCACGAGGG CTTCAAGTAG CTCTACCATT
11461 GATGGCCACT TGATGATTTA TTTCTAGCTT AGCCAACCTA GCCCTTCCAC CACTACCTAA
11521 CCTCATAGGT GAACATAATA TTATTACTTC TCTATTCAAC TGATCCTGGT GAACCTTAGC
11581 ATTAACCGGG GCAGGCACCT TAATTACAGC TGGTTACTCC CTTTATATGT TCTTAATAAC
11641 TC AACGGGGA CCTCTCCAG CACATATCAT TGCCTTGAG CCATCTCACA CCCGAGAACA
11701 CCTCCTTATT GCACTTCATC TTATCCCCTT GATTCTCCTC GTGCTTAAGC CCGAGCTGAT
11761 CTGAGGTTGG ACTGCCTGTA GGTGTAGTTT TAACAAAAAC ATTAGATTGT GATTCTAAAA
11821 ATAAGGGTTA AAATCCCCTC TCCCACCGAG AGAGGCTCGC AGCAATGGGA ACTGCTAATT
11881 CCCATGACCT TGGTTGGACC CCCAGGCTCA CTCGAGAAGC TCCTAAAGGA TAACAGCTCA
11941 TCCGTGGTTC TTAGGAACCA AAAACTCTTG GTGCAAAATC AAGTAGCAGC TATGCACCCC
12001 ACCTCCCTAA CGATTTTCGTC AAGCCTGATC ACAATCTTTG CATTGCTAGC CTATCCCCTA
12061 GTCACCACAA TACGACCCAC GCCCAAGAA CCTCAGTGGG CTTCTACCCA TGTAAAAACA
12121 GCTGTA AAAA TAGCTTTCTT TGTTAGTCTG TTACCCTGA CCCTATTTCT TAATGAGGGT
12181 GCCGAGACAA TCGTTACTAA CTGAACCTGA ATAAATACTA ACTCCTTCGA CATCAACATT
12241 AGCCTAAAAA TTGACTTCTA CTCAATTATT TTTACCCCA TTGCCCTTG CGTAACTTGG
12301 TCCATCCTAG AATTTGCATT ATGATACATG CATGCAGACC CAAACATAAA CCGCTTCTTC
12361 AAGTATCTAC TGACATTCTT GATTGCCATA ATCGTTCTCG TAACCGCAAA CAATATGTTT
12421 CAACTATTCA TCGGTTGAGA GGGTGTGGGG ATCATATCGT TCCTCCTTAT CGGGTGGTGG
12481 TTCGGACGTA CGATGCTAA CACTGCAGCA CTTCAAGCAG TACTTTATAA CCGAGTTGGG
12541 GACATCGGTC TTATCTTCGC CATGGCTTGA ATAGCAGCAA ACCTAAACTC CTGGGAAATG
12601 CAACAAATCT TTGTAACCTC CAAAGACATA GACTTAACTT ATCCTCTCCT CGGGCTCATC
12661 ATCGCAGCAA CCGGCAAGTC GGCTCAATTT GGTCTTACC CCTGACTACC CTCCGCTATG
12721 GAGGTCCTA CACCGTCTC TGCCCTACTT CATCTAGCA CTATAGTCTG TGCCGGCATT
12781 TTCCTGCTGG TCCGAATGAG CCCCCTCTG GAAAACAACC AAAGTGCCTT CACAACCTGC
12841 CTGTGCCCTG GGGCCCTTAC AACACTGTTT ACTGCAACCT GTGCCCTCAC ACAAAATGAT
12901 ATTA AAAAAA TCGTCCGATT CTCCACATCA AGCCAGCTTG GACTTATGAT GGTAAACCATC
12961 GGACTAAAC AACCACAACT AGCGTTTCTT CACATTGCA CACACGCTTT TTTCAAGGCC
13021 ATACTATTTT TATGCTCCGG ATCTATTATT CATAGTCTTA ATGACGAACA AGACATCCGA
13081 AAAATAGGAG GCATACACCA CCTTGGCCTT TTTACATCCT CTTGCCAATC TATTGGCAGT
13141 CTTGCCCTTA CAGGGGCCCC CTTCTTAGCT GGCTTCTTCT CTAAGATGC TATCATCGAA
13201 GCATAAACA CATCCCACCT AACGCCTGA GCCCTAECT TAACCTCCT AGCCACCTCT
13261 TTCACAGCAA TTTACAGCTT TCGAGTAGTA TTTTTGTGTC CCATGGGTCA CCCCCGTTT
13321 AATCCCCTCT CCCCATCAA CGAAAATAAC CCAGCAGTGA TTAACCCACT TAAGCGATTA
13381 GCATGAGGAA GCATCGTTGC AGGCTTACTA ATTACTTCTA ACATTACACC CCTAAAAACC
13441 CCTGTATAT CTATACCCC TCTCCTTAAA CTAGCTGCTA TTGCAGTAAC AATCCTTGGC
13501 CTACTTGTG CTATGGAAC CGCCATGCTA ACTAATAAGC AATATAAATC AATACCCGAC
13561 ACACACGTAC ACCACTTCTC CACCTTGTTA GGCTTCTTCC CCGGAGTAAT GCACCGCCTA
13621 GCCCCTAAAT TACTCTTCTT CCTAGGCCAA AACGTTGCCA ACCAAACAGT AGATCAAACC
13681 TGGTAGAAA AAATCGGCC CAAAGCCATT GAGTCTCTTA ACCGACCCTT GATCTTCTT
13741 ACAAGTAACA TTCAGCGAGG AGTAATCAAG ACATACTTCA CCCTTTTCTT CCTGACACTA
13801 GCCTTATAA TCCCACTATT CATCGCCTAA ACTGCCGCA ACGCCCTCG ACTTATACCC
13861 CGAGTCAACT CGAGAACCAC AAACAAGTT AAAAGCAATA CCCACGCACT AATAATTAAT
13921 AACCCACCC CAGAAGAATA TATTAAGGCT ACACCTCCGA TATCCCCCGG AAACACGGAG
13981 AACTCCGCCA ACTCATCTGC TAGGACCCAA GACGACTCGT ATCACCCCCC TCAGAACAGC
14041 CCAGAAACTA ACATTACCCC TCTGTATAA ACTACCCCAT AAACCATTAC CGACCAACTA
14101 CCCAGCTCT CCGGATACGG CTCAGCAGCT AACGCTGCGG AGTATGCAAA TACAACCTAGC
14161 ATCCCACTA AGTAAATTA GAACAAAAC AGTGACAAA AAGGCCCCCC ATGCCCAACT
14221 AATaTACCAC ACCCATCCC AGCTACTACA ACCAAACCCA AAGCAGCGAA ATAAGGAGAT
14281 GGATTAGAAG CAACTGCAAC TAACCCTAAC ACGAGAGAAA ATAAACTAA ATATATAGCA
14341 AAAGTCATAA TTCCTGCCAG GACTTTAAC AGGACTAATG GCTTGA AAAA CCACCGTTGT
14401 TATTCACCTA CAAGAACCCT AATGGCCAGT CTACGTAAT CCCACCTCT TCTAAAAATC
14461 GC AAACGATG CTTTAGTTGA CCTCCCAGCC CCTCTAATA TCTCCGTTTG GTGAAACTTT
14521 GGGTCTCTC TAGGACTCTG TTTAGTAACC CAAATTGCTA CCGGCTTGTT TCTAGCCATA
14581 CACTATACAT CAGATATGTC TACTGCCTTC ACCTCCGTGG CTCACATCTG CCGGGACGTC
14641 AACTACGGCT GACTTATCCG AAGCATTCAT GCCAACGGCC CATCATCTT TTTCAATTGCT
14701 ATCTACCTAC ACATCGGCCG AGGACTCTAC TATGGCTCAT ACCTCTATAA AGAAACATGA
14761 ACTATTGGAG TCGTCCCTCT CCTCCTCGTA ATAATAACGG CCTTCGTGCG ATACGTCTCT
14821 CCTTGAGGAG AAATGTCTGT TTGAGGTGCA ACCGTTATTA CCAACCTCCT ATCCGCCGTC
14881 CCCTATGTTG GCAACACCCT AGTCCAATGG ATTTGAGGTG GTTTTTCTGT AGACAATGCT
14941 ACCCTTACCC GGTTCCTTGC CTTCCACTTC CTTTTCCCTT TCATCATCTG CGCCGCAACA
15001 GTAATTCATC TACTATTTCT TCACGAAACT GGCTCAAATA ATCCCACCGG CTTAAACTCA
15061 GACTCAGACA AGGTTCCCTT CCACCCCTAC TTCACTTACA AAGACCTCTT AGGTTTGTGA
15121 TGCTCCTCA CTGCATTAG ATCCCTCGCT TTGTTTTCAC CTAATCTTTT AGGAGACCCA
15181 GATAACTTTA CCCCCGAAA TCCACTTGTT ACACCCACAC ACATTAAACC AGAGTGATAC
15241 TTCCTCTTTG CTTACGCTAT TCTCCGGTCC ATCCCAAACA AACTTGGAGG CGTTCTTGCC
15301 CTTTTATTTT CGATCTTAGT TCTCATGCTT GTCCCTTCC TTCACACCTC TAAACAACCG
15361 AGCCTAATGT TCCGCCCTCT AACGCAATTT TTGTTCTGCT CTCTGGTAGC AGACGTTATA
15421 ATCTAACCTT GAATTGGAGG AATGCCGTA GAACACCCCT TCGTTATCAT TGGACAAGTA
15481 GCATCACTCC TTTACTTCGC CCTCTTCTG GTCCTGATCC CAACAGCAGG TTTACTAGAG
15541 AATAAAGTCC TTGGATGAAA ATGCAC TAGT AGCTCAGCGC ACAGAGCCCC AGTCTTGTA
15601 ACTGGCCGTC GGAGGTTAAA ATCCCTCCCTA CTGCTCAAAG AAAGGAGATT TCAACTCCTA
15661 CCCCTAACCT CCAAAGCTAG GATTCTAGCA TTAACACTATT CTTTGGCGCA TAATGTATGT
15721 AAAACAAAGG ATTTTTATAT ACATGTATGT ATTAACACCA TATATTTATA GTAACCATT
15781 TGTGTAATGT ACTAGGACAT ACATGTATAA TCACCTAACA TAGTAATATA GCACCTATT
15841 ACCACCTTT TTAACATAAA AATTACTAGA ACCCTGACTT CACATTCAGC TTACATATGT
15901 GAAATTCAG GACCAGCGA CATTTAAGAC CGAACCAAC ACTCACCGGT CAAGTTATAC
15961 CAAGACTCAA AATTTCACTC ACTTAAAAA CCAACCCAT AAGAGCCTAC CAACCGGTGA
16021 TCCTTAAATG ATAACCTTAA TTGAGGTGGA GGGACAAAA TTGTGGGGGT TTCCTCGGT
16081 GAATTATTC TGGCATTGG TTCTACTTTC AGGGCCATTG ATTGATATTA TCCTCACAC

16141 TTTCATCGAC ACTTACATAA GTTAATGTTG ATAATACATA CGACTCGTTA CCCACCAAGC
16201 CGGGCGTTCA CTCCAGCGGG TAAGGGGTTT TCTTTTTTTT TTTCTTTTCA CTTGACATTT
16261 CAAAGGGCAT CCAGCCAACA AAAACGTTCA AAGGGGGAGC ACTTTTCTTG CACGCGGCGT
16321 ACATAGTATC CATGTTATAA GTCTTTATTA AAAAAATAAC ATAAAGGGAT ATCATGGGCA
16381 TAAAAATGTG CTCCTTTCTT CTATCATCCC CAGGATACCC CCTTTTTTCG CGTAAAACCC
16441 CCCTACCCCC CTAAACTCCT GAAGTTGCTA AAACCCCTGA AAACCCCCCG GAAACAGGAC
16501 AAACTCTGG TAGCTTAAAA AAGGCAATTA CTTTTCAACC TACTTTTCAA CCCTAAAAATA
16561 CCCCTGACCA AACATAAGCC CACCAGTTAT TTTAATAATG GTACTTTTCa ACCCTAAAAAT
16621 ACCCCTGGCC AAAGATAAGC CCACCAGTTA TTTTAATAAT GGTACTTTTC AACCCTAAAA
16681 TACCCCTGAC CAAAGATAAG CCCACCAGTT ATTTTAATAA TGGTACTTTT CAACCCTAAA
16741 ATACCCCTGA CCAAAGATAA GCCCACCAGT TATTTTAATA ATGGTACTTT TCAACCCTAA
16801 AATACCCCTG GCCAAAGATA AGCCCACCAG TTATTTTAAT AATGGTACTT TTCAACCCTA
16861 AAATACCCCT GCCCAAAGAT AAGCCCACCA GTTATTTTAA TAATGGTACT TTTCAACCCCT
16921 AAAATACCCCT TGGCCAAAGA TAAGCCCACC AGTTATTTTA ATAATGGTAC TTTTCAACCC
16981 TAAAATACCC CTGGCCAAAG ATAAGCCCAC CAGTTATTTT AATAATGGTA CTTTTCAACC
17041 CTAAAATACC CCTGGCCAAA GATAAGCCCA CCAGTTATTT TAATAATGGT ACTTTTCAAC
17101 CCTAAAATAC CCTGGCCAAA AGATAAGCCC ACCAGTTATT TTAATAATGG TACTTTTCAA
17161 CCCTAAAATA CCCCTGGCCA AAGATAAGCC CACCAGTTAT TTTAATAATG GTACTTTTCA
17221 ACCTAAAATA ACCCCTGGCC AAAGATAAGC CCACCAGTTA TTTTAATAAT GGTACTTTTC
17281 AACCCCTAAA TACCCCTGGC CAAAGATAAG CCCACCAGTT ATTTTAATAA TGGTACTTTT
17341 CAACCCTAAA ATACCCCTGG CCAAAGATAA GCCCACCAGT TATTTTAATA ATGGTACTTT
17401 TCAACCCTAA AATACCCCTG GCCAAAGATA AGCCCACCAG TTATTTTAAT AATGGTACTT
17461 TTCAACCCTA AAATACCCCT GGCCAAAGAT AAGCCCACCA GTTATTTTAA TAATGGTACT
17521 TTTCAACCCT AAAATACCCCT TGGCCAAAGA TAAGCCCACC AGTTATTTTA ATAATGGTAC
17581 TTTTCAACCC TAAAATACCC CTGGCCAAAG ATAAGCCCAC CAGTTATTTT AATAATGGTA
17641 CTTTTCAACC CTAAAATACC CCTGGCCAAA GATAAGCCCA CCAGTTATTT TAATAATGGT
17701 ACTTTTCAAC CTTAAAATAC CCTGGCCAAA AGATAAGCCC ACCAGTTATT TTAATAATGG
17761 TACTTTTCAA CCCTAAAATA CCCCTGGCCA AAGATAAGCC CACCAGTTAT TTTAATAATG
17821 GTACTTTTCA ACCTAAAAT ACCCCTGGCC AAAGATAAGC CCACCAGTTA TTTTAATAAT
17881 GGACTTTTTC AACCCCTAAA TGACTGGGAC CTGTAACGCC GTGTCATCTT CTTCATGATC
17941 AAAAAACTGC TGTTTAGATT ATTTCAAGTA TTCCTAGCAT CATCCCAACT ACGAAGGGCA
18001 CAAAACAAAA ACCGAGAAGA CTTTGCTCTC CATTCAAAAA CTATCTTTTT TTAACCGACA
18061 AGCCCTTAAA CCAACCTTCT ATTATCTTAA AACTTGACAA GACTAGGGAA ACACCTTTTG
18121 GTGTAACAGA TATTTAACT

Reinhardtius hippoglossoides 3 17895 bp

1 GCTAACGTAG CTTAATTTAA GCATAACACT GAAGATGTTA AGATGGGCC TAGAAGCCCC
61 CGGGAGCACA AAGGCTTGGT CCTGACTTTA CTGTGCGATT TAACTAAACT TACACATGCA
121 AGTATCCGCG CCCTGTGAG AATGCCACACA ACTCCCTGCT TGGGAACATG GAGCTGGTAT
181 CAGGCACAAG CCCCGCTAGC CCACGACGCC TTGCTTAGCC ACACCCCTCAA GGGAACTCAG
241 CAGTGATAAA TATTAAGCCA TAAGTGAAAA CTTGACTTAG TTAAGGTTAA GAGGGCCGGT
301 AAAACTCGTG CCAGCCACCG CGGTTATACG AGAGGGCCAA GTTGACAAAC AACGGCGTAA
361 AGAGTTGGTTA GGGGATTTAC TAAACTAGAG CCGAACGCTG TCAGAGCTGT TATACGCACC
421 CGAAAGTATG AAACCCAATT ACGAAAGTAG CTCTACTCAT CCTGAACCCA CGAAAGCTAA
481 GAAACAAACT GGGAATTAGT ACCCCACTAT GCTTAGCCCT AAACATCGAT TGCATATAC
541 ACTCCATATC CGCCCGGGAA TTATGAACGT CAGTTTAAAA CCCAAAGGAC TTGGCGGTGC
601 TTAACATCCA CCTAGAGGAG CCTGTTCTAG AACCGATAAC CCCCGTTAAA CCTCACCCCT
661 TCTGTGTTTA TCCGCCTATA TACCACCGTC GTCAGCTTAC CCTGTGAAGG CTTTACAGTA
721 AGCAAAATG GCACAGCCCA AAACGTGAGG TCGAGGTGTA GTGAATGAGG GGGGAAGAAA
781 TGGGCTACAT TTGCTAAACA TAGCAAACAC GAATGTTGCA TTGAAACATG CAACTGAAGG
841 AGGATTTAGC AGTAAGCAGG AAATAGAGCG TCCCCTGAA ACTGGCCCTA AAGCGCGCAC
901 ACACCGCCCG TCACCCCTCC CAAGCCCCCT GAACTAAACT AATTTAAAACC CAACAACCCG
961 CGAAGGGGAG GAAAGTCGTA ACATGGTAAG TGTACCGGAA GGTGCGCTTG GAAAAATCAG
1021 AGTGTAGCTA AGTTAGATTA CAGCATCTCA CTTACACCGA GAAGACGCCC GTGCAAGTGC
1081 GACCACCCCT ACGCCTATTA GCTAGCCCAA CCCCTTAAAC CAACAACCC CAGTTTATAA
1141 CCCTAAAAGC ACGAAACACC CACGTAGCTA AACCATTTCT CCCCCTAAGT CCAGGCGATA
1201 AAAAAGGAAA TTTGGAGCAA TAGAAAAAGT ACCGCAAGGG AAAGCTGAAA GAGAGATGAA
1261 AAAGCCCACT AAAGCTTAAG AAAGCAGAGC TTAAGCTCGT TACCTTTTGC ATCATGATTT
1321 AGCTAGCACT TTCAAGCAAA GAGAACCTAA AGTTTGTAA CCGGAAACTG CCCGAACTAC
1381 TCCAAGACAG CCTATTTTATA GGGCAAACCC GTCTCTGTGG CAAAAGAGTG GGAAGAGCTT
1441 TGAGTAGAGG TGACAAACCT ACCGAACTCA GTTATAGCTG GTTGCCTGTG AATTGAATAG
1501 AAGTTCAGCC CCTGGGTTT TCCACTCATG CACTTTTATTA ACCCTTCAGA TGCAATGAGG
1561 AACCCAGGGT GTTAGTCAA GGGGGTACAG CCCCTTTGAT ACAAGACACA ACTTTCTCAG
1621 TAGGATAAAG ATCATAATAA AATAAGGACA GATGTTTTAG TGGGCCATAA AGCAGCCACC
1681 TTAACAGAAA GCGTTAAAGC TCAAACATGA AGCCCTCCCG TTATACCGAT AACCTATCT
1741 TAATCCCCCA CATTTAACAG GCCCTCTTAT GCATCACATA GGAACGACTA TGCTAATATG
1801 AGTAATAAGG GGGTTTAAAC ACCCTCTCTT TGCACATGTG TAAATCGGAA CGGACCCCCC
1861 ACCGAATCTT AACGGCCCCA ATCAAAGAGG GTATTGGAAA CTACCACAAA TTCAGGCCAG
1921 AAAACATCC AATGATAACC CGTTAACCCC ACACTGGTGT GCCCAAAGG AAAGACCGAA
1981 GGGGGGAGAA GGAACCTCGG AAACATACCC CAAGCCTCGC CTGTTTACCA AAAACATCGC
2041 CTCTTGCAAT ACCACAGTAT AAGAGGTCCC GCCTGCCAGG TGACCATATA GTTCAACGGC
2101 CGCGGTATTT TGACCGTGCA AAGGTAGCGT AATCACTTGT CTTTTAAATG AAGACCTGTA
2161 TGAATGGCAT AACGAGGGCT TAACTGTCTC CTTCCCCCGG TCAATGAAAT TGATCTCCCC
2221 GTGCGAAGC GGGGATTAAC CCATAAGACG AGAAGACCCCT GTGGAGCTTT AGACACACAG
2281 GTGGACCATG TCAAATACCC CCAACTAAGG GCCTGAACAT AGTGGAACTT GCCTTGATGT
2341 CTTCCGTTGG GCGCACATG GGGAAATACAA AACCCCCACG TGGAAAGGGA GCACACCCCT
2401 AAGTTACTTC TTCTCCCGCA AGCCAGAGCA ACAGCTCTAA CCAGCAGAAA TTCTGACCAA
2461 ACTGATCCGG TAAAACCGAT CAACGAACCA AGTTACCCCTA GGGATAACAG CGCAATCCCC

2521 TTTTAGAGCC CATATCGACA AGGGGGTTTA CGACCTCGAT GTTGGATCAG GACATCCTAA
2581 TGGTGCAGCC GCTATTAAGG GTTCGTTTGT TCAACGATTA AAGTCTTACG TGATCTGAGT
2641 TCAGACCCGA GTAATCCAGG TCAGTTTCTA TCTATGACAT GATCTTTTCT AGTACGAAAAG
2701 GACCGAAAAG AAGGGGCCCA TGCTAAAAGT ACGCCTCACC CCCACCTAAT GAAAAAATCT
2761 AAAGTAGGCA AAAGGGCATA ACCCTTTTGC TGGAGATAAC AGCAAGTTGG GGTGGCAGAG
2821 CCCGGCTAAT GCAAAAGACC TAAGCCCTTT CCACAGAGGT TCAAATCCTC TCCTTAACTA
2881 TGATTTCAAC TCTCATTACC CATATTATTA ACCCCCTAAC CTTTATTGTA CCTGTATTGC
2941 TAGCCGTAGC ATTCCTCACC CTCCTTGAA CCGAAAGTCTT AGGCTACATA CAACTCCGAA
3001 AAGGGCCTAA CATCGTAGGG CCTTACGGCC TCCTTCAACC CATTGCTGAC GGCCTAAAAC
3061 TCTTTATTAA AGAACCCGTT CGGCCTTCCA CCGCATCCCC CGTTCTGTTT CTCTGGCC
3121 CTATACTCGC ACTCACACTG GGCCTAACCC TTTGAGCCCC GATGCCTTTC CCGTACCCTG
3181 TGTGGACCT TAACCTCGGT ATCCTTTTTA TTCTAGCACT ATCTAGCCTT GCAGTATACT
3241 CTATTCTTGG GTCTGGTTGA GCATCCAATT CAAAATACGC TTTAGTAGGA GCACTGCGGG
3301 CTGTTGCACA AACAATTTCT TACGAAGTTA GCCTAGGACT CATCCTCCTT AACATCATCA
3361 TCTTTACCGG AGGATTTACA CTTGACACCT TTAACACGGC CCAAGAGGCC ATCTGACTAG
3421 TTGTACCCGC CTGACCCCTC GCTGCCATAT GATACATCTC CACTCTTGCC GAAACAAACC
3481 GTGCACCTTT CGACCTAACA GAGGGGGAAT CTGAACCTGT TTCAGGCTTC AACGTAGAAT
3541 ACGCAGGAGG GCCCTTCGCT TTGTTCTTTT TAGCCGAATA CTCAAATATC CTCCTAATAA
3601 ATACCTGTCG CGCAACATTA TTTTGGGCG CCTCCACAT TCCCTCTATC CCAGAATTA
3661 CTAGCATTAA TATTATAACT AAAGCAGCCC TTCTCTCAAT TGTTTTTCTG TGAGTCCGAG
3721 CTTCGTACCC GCGATTCCGT TACGACCAAC TTATGCACCT CATTGGAAG AACCTTCTTC
3781 CACTGACTTT AGCACTAGTT ATTTGACACT TAGCGCTCCC TATTGCATTC GCTGGTCTCC
3841 CACCACAATC ATAAACGCGA GAGCTGTGCC TGAATTTAAA GGGCCACTTT GATAGAGTGA
3901 ATTATGGGGG TTAATAATCCC CCCAACCTCT TAGAAAGAAG GGGATCGAAC CCAACCTGAA
3961 GAGATCAAAA CTCTTCGTGC TTCCCTTACA CCACTTCCCTA GTAAGGTCAG CTAAACAAGC
4021 TCTTGGGCCC ATACCCCAAC CATGTAGGTT CAAATCCTTC CTTTACTAAT GAACCCCTAC
4081 ATCTTGACCA CTCTTATATT TGGTTTGGGC CTAGGAACAA CACTTACGTT TGC AAGCTCA
4141 CACTGACTCC TCGCTTGAAT AGGCCTCGAA ATTAATACAC TAGCCATTAT TCCACTAATA
4201 GCCAACATC ATCACCCTCG AGCAGTCGAA GCTACTACTA AATACTTTCT CCGACAAGCC
4261 ACAGCAGCCG CTACCCTCTT GTTTGCAAGT ACCACCAACG CATGACTAAC AGGCCAATGA
4321 GACATCCAAC AAATAACACA CCCCCTCCCC ACAACAATAA TTGTTATTGC CCTAGCACTA
4381 AAAATTTGAC TAGCACCAAT ACACTCTTGA CTTCCAGAAG TGCTTCAAGG ACTAGACCTC
4441 ACCACCGGAC TTATCCTCTC GACTTGACAA AAACCTGCAC CCTTTGCCCT ATTACTACAA
4501 ATTC AAGCAA CAAACCCCTAC GCCTCTAATC ATTATTTGGT TGCTATCCAC CCTCGTTGGA
4561 GGATGAGGTG GTCTCAATCA AACTCAATTA CGTAAAGTCC TCGCCTACTC CTCTGATTGC
4621 CATCTTGCT GAATAATACT AATCATTCAG TTTTCACCCC TCCTCGCCCT CCTTGCCCTA
4681 CTACGTATT TACTATGAC TTTTTCAGCA TTCCTAATCT TTAAGTAAA CAAGGCTACC
4741 ACTGTCAATG CCTCGCAAT CTCATGAACA AAAACCCCTG CCCTCACAGC CTTAGCACCC
4801 CTAGTCTTAT GTFCCCTTGG TGGCTTCCCT CCCCTTACC GCTTCATACC CAAATGATTT
4861 ATCTTCAAG AGCTGACTAA GCAAGACCTC CCAGCCCTTG CTACCCCTCGC CGCATTAAC
4921 GCCTCTTAA GCCTTTACTT CTACTTTGGC CTCTCGTACG CGATAACCCT GACAATGTT
4981 CCTAACAACT TCGTCCGCGT TACCCCTGTA CGGTCTTATT CTCCCCAAT TACGCTTCCC
5041 CTCGCAATG CCATGCAGC AACCCCTTT CTTCTCCAC TAGCCCTGC TGCTGTAGCA
5101 CTACTCATAG CTTAAGGGAC TTAGGCTAGC ACTTAGACCA ATGGCCTTCA AAGCCATCAG
5161 CGTGAGTAA AATCTCTCAG TCCTGTTAA GACTTGCGGG CTATTATCCC ACATCTTCTG
5221 CATGCAAAGC AGACACTTTA ATTAAGCTAA AACCTTTCTA GATAGGAAG CCTTGATCCT
5281 ACAAAATCTT AGTTAACAGC TAAGCGCCCA ATCCAGCGAG CATCTATCTA CTTTCTCCCG
5341 CTGTATTAC CGAGTAAAAA GCGGGAGAAA GCCCCGGCAG GCGATTAGCC TGCTTCTTTA
5401 GATTTGCAAT CTAACATGTA ACACCCAGA GCTTGATAAG AAGAGGGCTT GCACCTCTGT
5461 CTATGGGCT ACAATCCACC GCTTAACTCA GCCATCTAC CTGTGGCAAT CACACGTTGA
5521 TTTTCTCGA CCAATCACA AGACATCGGC ACCCTCTATC TCGTATTGG TGCCTGAGCC
5581 GGTATAGTGG GAACAGCCCT AAGTCTGCTT ATTCGGGCAG AACTAAGCCA ACCTGGGGCT
5641 CTCCTTGGAG ACGACCAAAT TTATAACGTA ATCGTCACCG CACACGCCCT TGTAATAATC
5701 TTTTATATAG TAATACCCAT TATGATCGGG GGTTCGGAA ACTGGCTTAT TCCACTAATA
5761 ATTTGAGCCC CAGATATGGC TTTCCCTCGA ATAAATAACA TGAGTTTCTG ACTTCTTCCC
5821 CCATCTTCT TCTCCTTCTT AGCCTCTTCA GGTGTTGAA GGTGGGCAGG TACGGGGTGA
5881 ACCGTTTATC CACCACTAGC TGGTAATCTG GCCACGCCG GAGCATCCGT TGACCTAACA
5941 ATCTTCTCAC TTCACCTTGC AGGGATTTCG TCAATCTGG GGGCAATTAA CTTTATTACT
6001 ACCATCATCA ACATGAAACC CACAACAGTT ACTATGTACC AAATCCCATT ATTTGTTTGA
6061 CCGCTTCTAA TTACCCCGCT ACTTCTTCTT CTGTCCCTTC CCGTCTTAGC CGCAGGGATT
6121 ACAATGTAC TAACAGACCG CAACCTCAAC ACAACCTTTT TTGACCCCGC CGGAGGTGGT
6181 GACCCATCC TCTATCAACA CCTATTCTGA TTCTTTGGCC ACCCAGAGGT ATATATTCTC
6241 ATCTTCCAG GCTTCGGAAT AATTTCCAC ATTGTTGCAT ACTATGCAG TAAAAAGAA
6301 CCTTTTGGTT ACATAGGAAT AGTCTGAGCT ATAATAGCCA TTGGACTCCT GGGATTCTAT
6361 GTATGGGCCC ATCAGATGTT TACAGTCGGG ATAGACGTCG ACACACGAGC CTACTTTACA
6421 TCTGCCACAA TAATCATTGC AATCCCGAC GGCCTAAAAG TCTTTAGCTG ACTCGCaACC
6481 CTCACGGGG GAAGCATCAA ATGAGAAACG CCACTTCTTT GGGCCCTCGG CTTTATTTTC
6541 CTCTTTACAG TAGGGGCTCT TACTGGCATT GTCTTGCTA ACTCCTCTCT TGACATTGTT
6601 CTGCATGACA CATACTATGT AGTAGCCAC TTCCACTATG TACTATCTAT GGGTGTCTGA
6661 TTCGCAATCG TTGCCGCTT CGTCCACTGA TTCCACTAT TTACAGGTTA TACCCCTCAC
6721 TCCACATGAA CAAAAATCCA CTTCCGGCTG ATATTTATTG GGGTCAATCT AACATTTCTC
6781 CCCCACACT TCCCTGGCCT AGCCGGAATG CCCCAGCAT ACTCAGACTA CCCAGACGCA
6841 TATACCTTT GAAACACTGT CTCATCAATC GGATCCCTAA TGTCGCTCGT CGCTGTAATC
6901 TTATTTTTGT TCATTATTTG AGAAGCATTT ACAGCCAAAC GAGAAGTTGG GGCAGTAGAA
6961 CTTACTGC AA CTAACATCGA ATGACTTTAC GGTGCCCTC CACCCATCCA CCAATTTGAA
7021 GAGCCCGCAT TCGTCCAAGT TCGAATAAAT TCGAACAAC TAACGAGAAA GAGGAGGATT
7081 GAACCCCAT CAATTGGTTT CAAGCCAACC ACATAACCG TCTGTcACTT TCTTCAAC
7141 ACACCAATAA GATACTAGTA AAACGCTATA ACACTGCCTT GTCAAGGCAG AATTGTGGGT
7201 TAAATCCCCG CGTATCTTAA ACGAAATGGC ACATCCCTCA CAACTCGGAT TTCAAGACCG

7261 AGCTTCACCC TTAATAGAAG AACTACTTCA CTCCACGAT CACGCCTTAA TAATGTAAAT
7321 TCTCATCAGC ACGATAGTAC TTTATATTAT TGCGGCTATA GTTACAGCCA AACTAACAGA
7381 TAAACTTGT TTAGATTCTC AAGAAATTGA AATTATCTGA ACAGTCTCTCC CAGCTGTTAT
7441 TCTTATTCTC ATCGCCCTAC CATCTCTCCG AATTTTGTAC TTAATAGACG AAATTAATGA
7501 TCCCCACTTA ACAATCAAAG CCATGGGCCA CCAGTGGTAC TGAAGCTACG AATACACAGA
7561 CTATGAAGAC CTCGGTTTTG ACTCTTACAT AATCCCTACA CAAGACCTGA CCCCCGGACA
7621 GTCCCGACTA CTFGAACGAG ATCACCAGGAT AGTAAATCCCG GTAGAATCTC CTATTCGCGT
7681 TCTAATCTCA GCTGAAGATG TATTACATTC CTGAGCAGTC CCGTCCCTGG GCGTAAAAGT
7741 TGACGCCGTA CCTGGACGAT TAAATCAAGC AACCTTTATT GTTAGCCGGC CAGGCGTATT
7801 TtATGGTCAA TGCTCTGAAA TTTGCGGAGC GAACCATAGT TTTATACCCA TCGTTGTAGA
7861 AGCAGTCCCC CTFGAACACT TTGAAAACCTG GTCTTCACTA ATAATGAAG ACGCCTCGCT
7921 AAGAAGCTAA TAAGTACAAG CGTTAGCCTT TTAAGCTAAA GACTGGTGCC TAACAACCAC
7981 CCTTAGCGAC ATGCCTCAAC TGAACCCCGC ACCCTGATTT GCAATTTTAG TTTTCTCTTG
8041 AATAATCTTT TTAACTGTTA TTCCCCCAA AGTTTTAGCA CATACTTACC CCAATGAACC
8101 TACTCCCAA AGCACAAA AACCTAAAAC AGAACCTGA AACTGACCAT GATACTAAGC
8161 TTTTTTGACC AATTTATATC CCCAGTATAC CTCGGTATTC CGCTAATTGC ACTAGCAATT
8221 ACCTCCCT GAATTCGTTC CCCAACCCCT CAAGCCGCT GATTAACAA CCGTGTGCTA
8281 ACACTTCAAG GATGGTTTAT TAGCCGCTTC ACCTCACAAC TTCTTCTTCC CCTAAACCCC
8341 AGGGCCACA AATGAGCAG TTTATTTACC TCATTAATGG TTTTCTATT TTCTATTAAC
8401 ATACTAGGAC TCCTTCCATA TACCTTACCA CCAACAACCC AACTCTCCCT TAATATGGGC
8461 CTCGCAGTTC CCTCTGATT AGCAACTGTC ATTATTGGAA TGCGAAATCA ACCTACACAT
8521 GCCCTAGGTC ACCTCCTTCC AGAAGGCACC CCTACTGCTC TCATCCCTGT ACTCATCAT
8581 ATFGAACCAA TTAGCCTATT TATTCGACCC CTCGCTCTCG GTGTTGCGAT AACAGCGAAT
8641 CTCACAGCAG GCCACCTCCT TATTCAACTC ATTGCAACAG CTGCCTTTGT CCTTCTTCCG
8701 CTCATACCTG TTGTTGCTAT CTTAACACAG GTGGTCTCT tCCTtCCTTAC TCTGTAGAA
8761 GTCGCGGTTC CCATGATCCA AGCCTATGTC TTTGTCTAC TCTTAAAGCCT ATATCTACAA
8821 GAGAACGTT AATGGCCAT CAAGCACACC CATACCACAT AGTCGACCCC AGTCCATGAC
8881 CCCTACGGG GGCTATTGCT GCCCTATTGA TAACATCTGG CCTTGTCTATC TGATTTCACT
8941 TCCATTCCAC AACCCCTATA ACTATTGGGA CAGTCTTCT CACCTTAACA ATCTTCCAAT
9001 GATGACGGGA CGTCGTACGA GAAGGCACAT TTCAAGGACA CCACACTCCC CCTGTTCAA
9061 TAGGCCTCCG ATACGGAATA ATCTTATTTA TTACCTCAGA AGTTCTGTTT TTCTTAGGCT
9121 TCTTCTGAGC CTTTTACCAC TCAAGCCTAG CACCTACTCC AGAACTAGGA GGCTTCTGAC
9181 CCCCAGCAGG CATTACCCTT TTAGACCCAT TTGAAGTCCC GCTTCTTAAC ACAGCAGTCC
9241 TCCTTGCCCT TGGTGTAACT GTTACCTGAG CACATCACAG CATTATAGAG GGTAAACGGA
9301 AACAACTAT TCAATCTCTT GCCCTCACA TCTTACTCGG GGGTTACTTC ACTTTTCTCC
9361 AAGGCCTTGA GTATGTCGAA GCCCCCTTCA CCATTGCAGA CGGAGTTTAC GGTGCTACAT
9421 TCCTTGTGTC CACCGGCTTC CACGGCCTCC ACGTCTTAAT TGGCACCTCA TTCTTAGCCG
9481 TTTGTCTGTT ACGCCAAATC CTTACCAATT TTACATCAA CCACCACCTT GGGTTTGAAG
9541 CAGCCGATG ATACTGACAC TFCGTAGACG TCGTCTGACT TTTCTCTATT ATCTCTATT
9601 ACTGATGAGG ATCTTAATCT TCCTAGTATC AAATCTAGTA TAAGTGACTT CCAATCACCC
9661 GGCTTTGTT AAAGTCCAAG GGAAGATAAT GAGCCTTCTT CTAACCATCA TTTCAATCGC
9721 CACCCCTCCT TCAACAGTAC TTGCCATTGT ATCCTTTTGA CTCCCCCAAA TTACACCAGA
9781 CCTGAAAAG CTATCACCAT ACGAATGGCG CTTTGACCCG ATAGGCTCTG CCCGACTACC
9841 TTTTTCGCTG CGATTTTTTC TCATCGCCAT CCTCTTTCTC CTGTTGCGACT TAGAGATTGC
9901 ACTCCTCCTC CCCCTTCCCT GAGGAGACCA ATTAGCATCG CCACACTCA CATTCACTTG
9961 AGCTACAGCT GTCCCTAGCG TTCTAACCCCT TGGCCTCATT TACGAATGAA TGCAAGGAGG
10021 CCTAGAGTGA GCTGAATAGG TGGTGTAGCT AAGAAAACA TTTGATTTCG GCTCAAAAAC
10081 TTTGTTGTTA AATCCGCAAC CGCTTAATGA CCCCCACACA CTTTGCCTTC TCCTCAGCCT
10141 TTCTTCTGGG TTTAACAGGC CTGGCATTTC ACCGGTCCA CCTCCTTTC GCTTTATTAT
10201 GTCTTGAAG AATAATACTA TCCCTATTTA TTGCCCTCTC CCTATGAACA CTCCAACCTG
10261 ACTCAACAAA CTTTTCAGCA TCTCCTATGC TTCTACTTGC ATTTTCAGCC TGCGAAGCAA
10321 CGCCCGGCTC CGCCCTGCTA GTAGCCACTG TCGAACCCTA CGGAACCGAC CGACTACAAA
10381 GCCTAAATCT TCTCCAATGC TAAAAATCCT AATTTCCAACA CTTATGCTAA TCCCAACAGC
10441 CTGGTTACTC AAACCCAGCT GACTCTGGCC CATAACCTTG ATGTATAGCT TTTGCTATCT
10501 CTTAATTAGC CTTTCATGAT TGAAGAACCT CTCAGAAACC GGCTGATCAT CACTTAACCT
10561 CTTTATAGCC ACCGACTCCC TATCAACCCC CCTCCTCGTT CTCACATGCT GACTGCTACC
10621 ACTAATGATT TTGGCAAGCC AAAAACACAC AGCCTCAGAG CCTCTTGGTC GCCAGCGCAT
10681 GTACATTACA CTCTCGCCT CACTCCAGTT CTTCCTGATT CTAGCATTTA GCGCCACTGA
10741 GCTGGTAATG TTTTACGTAA TATTGAAGC CACCCATCCT CCCACTCTGA TTATTATTAC
10801 CCGCTGAGGG AACCAAACAG AACGCCTAAA TGCAGGGAC TACTTTCTTT TTTACACATT
10861 GGCAGGCTCA CTACCCCTTC TCGTTGCTTT ACTTCTTCTC CAGAACACAT CCGGCACCT
10921 GTCGTTGCTA ACCCTACACT ATACAGACCC ACTCACTCTC TCATCTTATG CAGACAAATT
10981 ATGATGAGCA GGCTGTCTCT TAGCATTCCT CGTAAAATA CCTCTCTATG GAGTCCACCT
11041 GTGACTCCCT AAAGCCACG TTGAAGCCCT CATTGCAGGC TCAATGATCC TTGCAGCGGT
11101 TCTCTTAAAA CTGGGAGGAT ATGGCATGAT CCGCATAATA ACAATATTAG AGCCTCTAAC
11161 TAAGGAGCTA AGCTACCCTC TCATTGTCTT TGCACCTTGG GGGGTAATCA TAACTGGCTC
11221 AATTTGTCTA CGACAGACAG ACCTTAAGTC CCTAATTGCC TACTCATCTG TAAGTCACAT
11281 GGCCTAGTG GCCGGGGAA TTCTTATTTA TGCACCTGG GCTTAACAG GGGCCCTTAC
11341 CCTAATAATT GCACACGGTC TTACCTCATC AGCCCTCTTC TGCCTAGCAA ACACAAACTA
11401 TGAACGAACC CACAGTCGAA CGATAGTACT AGCAGGAGGG CTTCAAGTAG CTCTACCATT
11461 GATGGCCACT TGATGATTTA TTTCTAGCTT AGCCAACCTA GCCCTTCCAC CACTACCTAA
11521 CCTCATAGGT GAACATAATA TTATTACTTC TCTATTCAAC TGATCCTGGT GAACCTTAGC
11581 ATTAACCGGG GCAGGCACTC TAATTACAGC TGGTTACTCC CTTTATATGT TCTTAATAAC
11641 TCAACGGGGA CCTCTCCAG CACATATCAT TGCCTGTGAG CCATCTCACA CCCGAGAACA
11701 CCTCCTTATT GCACTTCATC TTATCCCTTT GATTCCTCTC GTGCTTAAAG CCGAGCTGAT
11761 CTGAGGTTGG ACTGCCTGTA GGTGTAGTTT TAACAAAAAC ATTAGATTGT GATTCTAAAA
11821 ATAAGGGTTA AAATCCCTTC TCCCACCGAG AGAGGCTCGC AGCAATGGGA ACTGCTAATT
11881 CCCATGACCT TGGTTGAGC CCCaGGCTCA CTCGAGAAGC TCCTAAAGGA TAACAGCTCA
11941 TCCGTTGGTC TTAGGAACCA AAAACTCTTG GTGCAATCC AAGTAGCAGC TATGCACCCC

12001 ACCTCCCTAA TGATTTTCGTC AAGCCTGATC ACAATCTTTG CATTGCTAGC CTATCCCCTA
12061 GTCACCACAA TACGACCCAC GCCCAAGAA CCTCAGTGGG CTCTACCCA TGTTAAAACA
12121 GCTGTAAAAA TAGCTTTCTT TGTTAGTCTG TTACCCCTGA CCCTATTTCCT TAATGAGGGT
12181 GCCGAGACAA TCGTTACTAA CTGAACCTGA ATAAATACTA ACTCCTTCGA CATCAACATT
12241 AGCCTAAAAA TTGACTTCTA CTCAATATT TTTACCCCCA TTGCCCTCTA CGTAACTTGG
12301 TCCATCCTAG AATTTGCATT ATGATACATG CATGCAGACC CAAACATAAA CCGCTTCTTC
12361 AAGTATCTAC TGATACTTCT GGACATTTCT GATTGCCATA ATCGTTCTCG TAACCGCAA CAATATGTTT
12421 CAACTATTCA TCGGTTGAGA GGGTGTGGG ATCATAATCGT TCCTCCTTAT CCGGTGGTGG
12481 TTCGGACGGG CGGATGCTAA CACTGCAGCA CTTCAAGCAG TACTTTATAA CCGAGTTGGG
12541 GACATCGGTC TTATCTTCGC CATGGCTTGA ATAGCAGCAA ACCTAAACTC CTGGGAAATG
12601 AAACAAATCT TTGTAACCTC CAAAGACATA GACTTAACTT ATCCTCTCCT CCGGCTCATC
12661 ATCGCAGCAA CCGGCAAGTC GGCTCAATTT GGTCTTCACC CCTGACTACC CTCCGCTATG
12721 GAGGGTCTCA CACCGGTCTC TGCCCTACTT CATTCAGCA CTATAGTCGT TGCCGGCATT
12781 TTCCTGCTGG TCCGAATGAG CCCCTCCTG GAAAACAACC AAAGTGCCTT CACAACCTGC
12841 CTGTGCCCTG GGCCTTAC AACACTGTTT ACTGCAACCT GTGCCCTAC ACAAAATGAT
12901 ATTAAAAAA TCGTTCGATT CTCCACATCA AGCCAGCTTG GACTTATGAT GGTAAACCATC
12961 GGACTAAACC AACCACAAC AGCGTTTCTT CACATTTGCA CACACGCTTT CTTCAGGCC
13021 ATGCTATTTT TATGCTCCGG ATCTATTATT CATAGTCTTA ATGACGAACA AGACATCCGA
13081 AAAATAGGAG GCATACACCA CCTTGCCCTT TTTACATCCT CTTGCCTAAC TATTGGCAGT
13141 CTTGCCCTTA CAGGGACCCC CTTCTTAGCT GGCTTCTTCT CTAAGATGC TATCATCGAA
13201 GCACTAAACA CATCCCACCT AAACGCCTGA GCCCTAACTT TAACCTCCT AGCCACCTCT
13261 TTCACAGCAA TTTACAGCTT TCGAGTAGTA TTTTTTGTGC CCATGGGCCA CCCCCGGTTT
13321 AATCCCTTAC CCCCATCAA CGAAAATAAC CCAGCAGTGA TTAACCCAT TAAGCGATTA
13381 GCATGAGGAA GCATCGTTGC AGGCTTACTA ATTACTTCTA ACATTACACC CCTAAAAACC
13441 CCGTTATAT CTATACCCC TCTCCTAAA CTAGCTGCTC TTGCAGTAAC AATCCTTGGC
13501 CTACTTGTG CTATGGAAC CTCCATGCTA ACTAATAAGC AATATAAATC AATACCCGAC
13561 ACACACGTA ACCACTTCTC CACCTTGTTA GGCTTCTTCC CCGAGTAAT GCACCCGCTA
13621 GCCCTAAAT TACTCTTCTT CCTAGGCCAA AACGTTGCCA ACCAAACAGT AGATCAAACC
13681 TGCTAGAAA AAATCGGCC CAAAGCCATT GAGTCTCTA ACCGACCCCT GATCTCTTCT
13741 ACAAGTAACA TTCAGCGAG AGTAATCAAG ACATATCTCA CCCTTTTCTT CCTGACACTA
13801 GCCCTTATA TCCACATATT CATCGCCTAA ACTGCCGCA ACGCCCTCG ACTTATACCC
13861 CGAGTCAACT CGAGAACCAC AAACAAGTT AAAAGCAATA CCCACGCACT AATAATTAAT
13921 AACCCACCCC CAGAAGAATA TATTAAGCT ACACCTCAA TATCCCCCG AAACACGGAG
13981 AACTCCGCA ACTCATCTGC TAGGACCCAA GACGACTCGT ATCACCCCTC TCAGAACAGC
14041 CCAGAACTA ACATTACCCC TCTGTATAA ACTACCCAT AAACCATTAC CGACCAACTA
14101 CCCAGCTCT CCGGATACGG CTCAGCAGCT AACGCTGCG AGTATGCAA TACAACCTAGC
14161 ATCCACCCA AGTAAATTA GAACAAAAT AGTGACAAA AAGGCCCTC ATGCCCAACT
14221 AATATAACC ACCCATCCC AGCTACTACA ACCAAACCCA AAGCAGCGAA ATAAGGAGAT
14281 GATTAGAG CAACTGCAAC TAACCTAAC ACAGAGAAA ATAAACTAA ATATATAGCA
14341 AAAGTCAATA TTCCTGCCAG GACTTTAACC AGGACTAATG GCTTGAAAAA CCACCGTTGT
14401 TATTCAACTA CAAGAACCCT AATGGCCAGT CTACGTAAAT CCCACCTCT TCTAAAATC
14461 GCAAACGATG CTTTAGTTGA CCTCCAGCC CCCTCTAATA TCTCCGTTT GTGAAACTTT
14521 GGGTCTCTG TAGGACTCTG TTTAGTAACC CAAATTGCTA CCGGCTTGT TCTAGCCATA
14581 CACTATACAT CAGATATTGC TACTGCCTTC AACCTCCGTTG CTCACATCTG CCGGGACGTC
14641 AACTACGGCT GACTTATCCG AAGCATTCAT GCCAACGGCG CATCATCTT TTTCAATTGC
14701 ATCTACCTA ACATCGGCC AGGACTCTAC TATGGCTCAT ACCTTATAA AGAAACATGA
14761 ACTATTGGAG TCGTCTCCT CCTCCTCGTA ATAATAACGG CTTCTGTCGG ATACGTCTC
14821 CCTTGAGGAC AAATGTCGTT TTGAGGTGCA ACCGTTATTA CCAACCTCCT ATCCGCCGTC
14881 CCCTATGTTG GCAACACCT AGTCCAATGG ATTTGAGGTG GTTTTCTGT AGACAATGCT
14941 ACCCTTACCC GGTCTTTTGC CTTCCACTTC CTTTTCCCT TCATCATCGC CGCCGCAACA
15001 GTAATTCATC TACTATTTCT TCACGAAACT GGCTCAAATA ATCCACCGG CTTAACTCA
15061 GACTCAGACA AGGTTCCCTT CCACCTTAC TTCACTTACA AAGACCTCTT AGGTTTGGCA
15121 GTGCTCCTCA CTGCATTAGC ATCCCTCGCT TTGTTTTTAC CTAATCTTTT AGGAGACCCA
15181 GATAACTTTA CCCCCGAAA TCCACTTGTT ACACCCAC ACATTAAACC AGAGTGATAC
15241 TTCCTCTTGG CTTACGCTAT TCTCCGGTCC ATCCAAACA AACTTGGAGG CGTTCTTGGC
15301 CTTTTATTTT CGATCTTAGT TCTCATGCTT GTCCCTTCC TFCACACTA TAAACAACGC
15361 AGCCTAATGT TCCGCCCTCT AACGCAATTT TTGTTCTGGT CTCTGGTAGC AGACGTTATA
15421 ATTCTAACTT GAATCGGAGG AATGCCCGTA GAACACCCCT TCGTTATCAT TGGACAAGTA
15481 GCATCACTCC TTTACTTCGC CCTCTTCTA GTCCTGATCC CAACAGCAGG TTTACTAGAG
15541 AATAAAGTCC TTGGATGAAA ATGCACTAGT AGCTCAGCGC ACAGAGCCCC AGCTTGTAA
15601 ACTGGCCGTC GGAGGTTAAA ATCCTCCCTA CTGCTCAAAG AAAGGAGATT TCACTCCTA
15661 CCCTAATCT CCAAAGCTAG GATTCTAGCA TTAACCTATT CTTTGGCGCA TAATGTATGT
15721 AAAACAAAG ATTTTTATAT ACATGTATGT ATTAACACCA TATATTTATA GTAACCATTT
15781 TGTGTAATGT ACTAGGACAT ACATGTATAA TCACCTAACA TAGTAATATA GCACCTACTT
15841 ACCACATTT TTAACCTAAGA AATTACTAGA ACCCTGACTT CACATTCACG TTACATATGT
15901 GAAATTCAG GACCAGCCGA CATTTAAGAC CGAACACAAC ACTCACCGGT CAAGTTATAC
15961 CAAGACTCAA AATTTCACTC ACTTAAAAA CCAACCAAT AAGAGCCTAC CAACCGGTGA
16021 TCCCTTAATG ATAACCTTA TTGAGGGTGA GGGACAAAAA TTGTGGGGT TTTACTCGGT
16081 GAATTATTC TGGCATTGG TTCCTACTTC AGGGCCATTG ATTGATATTA TCCCTCACAC
16141 TTTTATCGAC ACTTACATAA GTTAATGTTG ATAATACATA CGACTCGTTA CCCACCAAGC
16201 CCGGCGTTCA CTCCAGCGGG TAAGGGGTTT CTTTTTTTTT TTTCTTTTCA CTTGACTTTT
16261 CAAAgGcaT CCAGCCAAACA AaACTTTCA AAGGGGAGc aCTTTTCTtG caCGCGcGt
16321 ACATAgTATC CaTGTTATAA gTCTTTATTA AAAGGATAAC ATAAAGGGAT ATCaTgTgCa
16381 TAAAAATgTg CTCCTTTCTT CTATCaTCCC CaGGATACCC CCTTTTTTCg cGTAAAACCC
16441 CcTACCCCTC TAAACTCTT GAAGTTGCTA AaACCCCTGA AAACCCCCCG gAAACaGGAC
16501 AAACCTCTGG TagCTTAaA AAGGCAATTA CTTTTCAACC TACTTTTCAA CCCTAAAAA
16561 CCCCTGacaA AAGATaAgc CaCCAGTTAT TTTAATAATG GTACTTTTCA ACCCTAAAAA
16621 ACCCTGACC AAAGATAAGC CCACCAGTTA TTTTAATAAT GGTACTTTTC AACCTAAAAA
16681 TACCCCTGAC CAAAGATAAG CCCACCAGTT ATTTTAATAA TGGTACTTTT CAACCTAAAA

16741 ATACCCCTGA CCAAAGATA GCCCACCAGT TATTTTAATA ATGGTACTTT TCAACCCTAA
16801 AATACCCCTG ACCAAAGATA AGCCCACCAG TTATTTTAAT AATGGTACTT TTCACCCTTA
16861 AAATACCCCT ACCCAAAGAT AAGCCCACCA GTTATTTTAA TAATGGTACT TTTCAACCCT
16921 AAAATACCCC TGACCAAAGA TAAGCCCACC AGTTATTTTA ATAATGGTAC TTTTCAACCC
16981 TAAAATACCC CTGACCAAAG ATAAGCCCAC CAGTTATTTT AATAATGGTA CTTTTCAACC
17041 CTAAAATACC CCTGACCAA GATAAGCCCA CCAGTTATTT TAATAATGGT ACTTTTCAAC
17101 CCTAAAATAC CCTGACCAA AGATAAGCCC ACCAGTTATT TTAATAATGG TACTTTTCAA
17161 CCCTAAAATA CCCCTGACCA AAGATAAGCC CACCAGTTAT TTTAATAATG GTACTTTTCA
17221 ACCTAAAAT ACCCCTGACC AAAGATAAGC CCACCAGTTA TTTTAATAAT GGTACTTTTC
17281 AACCCATAAA TACCCCTGAC CAAAGATAAG CCCACCAGTT ATTTTAATAA TGGTACTTTT
17341 CAACCCTAAA ATACCCCTGA CCAAAGATAA GCCCACCAGT TATTTTAATA ATGGTACTTT
17401 TCAACCCTAA AATACCCCTG ACCAAAGATA AGCCCACCAG TTATTTTAAT AATGGTACTT
17461 TTCACCCTAA AAATACCCCT GACCAAAGAT AAGCCCACCA GTTATTTTAA TAATGGTACT
17521 TTTCAACCCT AAAATACCCC TGACCAAAGA TAAGCCCACC AGTTATTTTA ATAATGGTAC
17581 TTTTCAACCC TAAAATACCC CTGACCAAAG ATAAGCCCAC CAGTTATTTT AATAATGGTA
17641 CTTTTCAACC CTAAAATGAC TGGGACCTGT AACGCCGTGT CATCTTCTTC ATGATCAAAA
17701 AACTGCTGTT TAGATTATTT CAAGTATTC TAGCATCATC CCAACTACGA AGGGCACAAA
17761 ACAAAAACCG AGAAGACTTT GCTCTCCATT CAAAACTAT CTTTTTTTAA CCGACAAGCC
17821 CTAAAACCAA CCTTCTATTA TCCTAAAAC TGACAAGACT AGGGAAACAC CTTTTGGTGT
17881 AACAGATATT TAACT

Reinhardtius hippoglossoides 4 18078 bp

1 GCTAACGTAG CTTAATTAAA GCATAACACT GAAGATGTTA AGATGGGCC TAGAAAGCCC
61 CGGGAGCACA AAGGCTTGGT CCTGACTTTA CTGTGCACTT TAACTAAACT TACACATGCA
121 AGTATCCGCC CCCCTGTGAG AATGCCACCA ACTCCCTGCT TGGGAAGTAG GAGCTGGTAT
181 CAGGCACAAG CCCCGCTAGC CCACGACGCC TTGCTTAGCC ACACCCTCAA GGGAACTCAG
241 CAGTGATAAA TATTAAGCCA TAAGTGAAAA CTTGACTTAG TTAAGGTAA GAGGGCCGGT
301 AAAACTCGTG CCAGCCACCG CGGTTATACG AGAGGCCCAA GTTGACAAAC AACGGCGTAA
361 AGAGTGGTTA GGGGATTAC TAAACTAGAG CCGAACGCTT TCAGAGCTGT TATACGCACC
421 CGAAAGTATG AAACCCAATT ACGAAAGTAG CTCTACTCAT CCTGAACCCA CGAAAGCTAA
481 GAAACAAAAT GGGATTAGAT ACCCCACTAT GCTTAGCCCT AAACATCGAT TGCACTATAC
541 ACTCCATATC CGCCCGGAA TTATGAACGT CAGTTTAAAA CCCAAAGGAC TTGGCGGTGC
601 TTAACATCCA CTAGAGGAG CCTGTTCTAG AACCGATAAC CCCCGTTAAA CCTCACCCCTC
661 TCTTGTTTTA TCCGCCTATA TACCACCGTC GTCAGCTTAC CCTGTGAAGG CTTTACAGTA
721 AGCAAAATFG GCACAGCCA AAACGTCAAG TCGAGGTGTA GTGAATGAGG GGGGAAGAAA
781 TGGGCTACAT TTGCTAAACA TAGCAAACAC GAATGTTGCA TTGAAACATG CAACTGAAGG
841 AGGATTTAGC AGTAAGCAGG AAATAGAGCG TCCCGTGAA ACTGGCCCTA AAGCGCGCAC
901 ACACCGCCCG TCACCCTCCC CAAGCCCCCT GAACATAACT AATTTAAACC CAACAACCCG
961 CGAAGGGGAG GAAAGTCGTA ACATGGTAAG TGTACCGGAA GGTGGCCTTG GAAAATCAG
1021 AGTGTAGCTA AGTTAGATTA CAGCATCTCA CTTACACCGA GAAGACGCC GTGCAAGTCG
1081 GACCACCCTG ACGCCTATTA GCTAGCCCAA CCCCTTAAAC CAACAACCC CCATTTATAA
1141 CCCTAAAGC ACGAAACACC CACGTAGCTA AACCATTTCT CCCCCTAAGT CCAGGCGATA
1201 AAAAAGGAAA TTTGGAGCAA TAGAAAAAGT ACCGCAAGGG AAAGCTGAAA GAGAGATGAA
1261 AGAGCCCAGT AAAGCTTAAG AAAGCAGAGC TTAAAGCTCG TACCTTTTGC ATCATGATTT
1321 AGCTAGCACT TTCAAGCAA GAGAACCCTA AGTTTGTAA CCCGAAACTG AGTGAGCTAC
1381 TCCAAGACAG CCTATTTATA GGGCAAACCC GTCTCTGTGG CAAAAGAGTG GGAAGAGCTT
1441 TGAGTAGAGG TGACAAACCT ACCGAACCTA GTTATAGCTG GTTGCTGTAG AATTGAATAG
1501 AAGTTCAGCC CCCTGGGTTT TCCACTCATG CACTTTATTT ACCCTTCAGA TGCAATGAGG
1561 AACAGGGGT GTTAGTCAA GGGGGTACAG CCCCTTTGAT ACAAGACACA ACTTTCTCAG
1621 TAGGATAAAG ATCATAATAA AATAAGGACA GATGTTTTAG TGGGCTAAA AGCAGCCACC
1681 TTAACGAAA GCGTTAAGC TCAAACATGA AGCCCTCCCG TTATACCGAT AACCCATCTC
1741 TAATCCCCCA CATTTAACAG GCCCTCCTAT GCATCACATA GGAACGACTA TGCTAATATG
1801 AGTAATAAGA GGTATAACC ACCCTCTCCT TGCACATGTG TAAATCGGAA CGGACCCCCC
1861 ACCGAATCTT AACGGCCCCA ATCAAAGAGG GTATTGGAAA CTACCACAAA TTCAGGCCAG
1921 AAAACATCC AATGATAACC CGTTAACCCG ACATGGTGTG GCCCAAAGG AAAGACCAGAA
1981 GGGGGAGAAA GGAACCTCGC AAACATACCC CAAGCCTCGC CTGTTTACCA AAAACATCGC
2041 CTCTTGCAATA ACCACAGTAT AAGAGGTCCC GCCTGCCCAG TGACCATATA GTTCAACGGC
2101 CGCGGTATTT TGACCGTGA AAGGTAGCGT AATCACTGTG CTTTTAAATG AAGACCTGTA
2161 TGAATGGCAT AACGAGGCT TAAGTGTCTC CTTCCCCCGG TCAATGAAAT TGATCTCCCC
2221 GTGCAGAAGC GGGGATTAAG CCATAAGACG AGAAGACCCT ATGGAGCTTT AGACACACAG
2281 GTGGACCATG TCAAATACCC CCAACTAAGG GCCTGAACCT AGTGAACCT GCCTTGATGT
2341 CTTCCGTTGC GCGACCATG GGGAAATACAA AACCCCCACG TGGAAAGGGA GCACACCCTC
2401 AAGTTACTTC TTTCCCGCA AGCCAGAGCA ACAGCTTAA CCAGCAGAAA TTCTGACCAA
2461 ACTGATCCGG TAAAACCGAT CAACGAACCA AGTTACCTTA GGGATAACAG CGCAATCCCC
2521 TTTTAGAGCC CATATCGACA AGGGGGTTTA CGACCTCGAT GTTGGATCAG GACATCCTAA
2581 TGGTGCAGCC GCTATTAAGG GTTCGTTTGT TCAACGATTA AAGTCCACG TGATCTGAGT
2641 TCAGACCGGA GTAATCCAG TCAGTTTCTA TCTATGACAT GATCTTTTCT AGTACGAAAG
2701 GACCGAAAAG AAGGGGCCCC TGCTAAAAGT ACGCCTCACC CCCACCTAAT CCCAAAATCT
2761 AACTAGGCA AAAGGGCATA ACCCTTTTGC TGGAGATAAC AGCAAGTTGG GGTGGCAGAG
2821 CCCGGCTAAT GCAAAAGACC TAAGCCCTTT CCACAGAGGT TCAAATCCTC TCCTTAACCTA
2881 TGATTTCAAC TCTCATTACC CATATTATTA ACCCCCTAAC CTTTATGTA CCTGTATTGC
2941 TAGCCGTAGC ATTCCTCACC CTCTTGAAC GAAAAGTCCCT AGGCTACATA CAACCTCGAA
3001 AAGGGCTTAA CATCGTAGG CCTTACGGCC TCCTTCAACC CATtGCTGAC GCGTAAAAC
3061 TCTTTATTAAGA AAGACCCGTT CGGCCTTCCA CCGCATCCCC CGTTCTGTTC CTCTGGCC
3121 CTATACTCG ACTCACACTG GCCCTGACCC TTTGAGCCCT CATGCTTTC CCGTACCCTG
3181 TTTGTTGACCT TAACCTGGGT ATCCTTTTTTA TTTAGCACC ATCTAGCCTT CAGTATACT
3241 CTATTCTTGG GTCTGGTTGA GCATCCAATT CAAAATACCG TTTAGTAGGA GCACTGCGGG
3301 CTGTTGCACA AACAATTTCT TACGAAGTTA GCCTAGGACT CATCTCCTT AACATCATCA

3361 TCTTTACCGG AGGATTTACA CTTCAGACCT TTAACACGGC CCAAGAGGCC ATCTGACTAG
3421 TTGTACCCCG CTGACCCCTC GCTGCCATAT GATACATCTC CACTCTTGCC GAAACAACCC
3481 GTGCACCCCT CGACCTAACA GAGGGGGAAT CTGAACCTGT TTCAGGCTTC AACGTAGAAT
3541 ACGCAGGAGG GCCCTTCGTT TTGTTCTTTT TAGCCGAATA CTCAAATATC CTCCTAATAA
3601 ATACTCTGTC CGCAACATTA TTTTGGGGCG CCTCCACAT TCCCTCTATC CCAGAATTA
3661 CTAGCATTAA TaTTaTAACT AAAGCAGCCC TTCTCTCAAT TGTTTTCTG TGAGTCCGAG
3721 CTTCGATCCC GCGATTCCGT TACGACCAAC TTATGCACCT CATTGAAAG AACTTCTTCT
3781 CACTGACTTT AGCACTAGTT ATTTGACACT TAGCGCTCCC TATTGCATTC GCTGGTCTCC
3841 CACCACAACCT ATAAACGCAG GAGCTGTGCC TGAaTTTAAA GGGCCACTTT GATAGAGTGA
3901 ATTATGGGGG TTAANAATCCC CCCAACCTCT TAGAAAGAAG GGGATCGAAC CCAACCTGAA
3961 GAGATCAAAA CTCTTCGTGC TTCCTCTACA CCACTTCTTA GTAAGGTCAG CTAACAAGC
4021 TCTTGGGGCC ATACCCCAAC CATGTAGGTT CAAATCCTTC CTTTACTAAT GAACCCCTAC
4081 ATCTTGACCA CTCTTATATT TGGTTTGGGC CTAGGAACAA CACTTACGTT TGCAAGCTCA
4141 CACTGACTCC TCGCTTGAAT AGGCCTCGAA ATTAATACAC TAGCCATTAT TCCACTAATA
4201 GCCCAACATC ATCACCCTCG AGCAGTCGAA GCTACTACTA AATACTTTCT CGCAAGACC
4261 ACAGCAGCCG CTACCCTCTT GTTTGCAAGT ACCACCAACG CATGACTAAC AGGCCAATGA
4321 GACATCCAAC AAATAACACA CCCCCTCCCC ACAACAATAA TTGTTATTGC CCTAGACTA
4381 AAAATTGGAC TAGCACCAT ACACTCTTGA CTTCCAGAAG TGCTTCAAG ACTAGACCTC
4441 ACCACCGAAC CTCTCTCTC GACTTGACAA AAACCTGCAC CTTTTGCCCT ATTACTACAA
4501 ATCAAGCAA CAAACCTTAC GCCTCTAATC ATTATTGGCT TGCTATCCAC CCTCGTTGGA
4561 GGATGAGGTG GTCTCAATCA AACTCAATTA CGTAAAGTCC TCGCTACTC CTCGATTGCC
4621 CATCTGGCT GAATAACT AATCATTCAG TTTTACCCCT TCCTCGCCCT CCTTGCCCTA
4681 CTCCAGTAT TFACTATGAC TTTTTCAGCA TTCCTAATCT TTAAGTAAA CAAGGCTACC
4741 ACTGTCAATG CCCTCGCAAT CTCATGAACA AAAACCCCTG CCCTCACAGC CCTAGCAcCC
4801 CTAGTCTTAT TGTCCTTGG TGGCCTCCCT CCCCTTACCG GCTTCATACC CAAATGATTT
4861 ATCTTCAAG AACTGACTAA GCAAGACCTC CCAGCCCTTG CTACCCTCGC CGCATTACT
4921 GCCTCTTAA GCCTTTACTT CACTTGGCG CTCTCGTACG CGATAACCC TACAAATGTT
4981 CCTAACAACC TCGTCGGCGT TACCCCTGA CGGTTCTATT CTCCCAATT TACGCTTCCC
5041 CTCGCCATGT CCACTGCAGC AACCACCTT CTTCTCCAC TAGCCCTGC TGCTGTAGCA
5101 CTACTCATAG CTTAAGGGAC TTAGGCTAG ACTTAGACCA ATGGCCTTCA AAGCCATCAG
5161 CGTGAGTGAA AATCTCTCAG TCCTGTATA GACTTGGGG CTATTATCCC ACATCTCTG
5221 CATGCAAAGC AGACACTTTA ATTAAGCTAA AACCTTTCTA GATAGGAAG CCTTGATCCT
5281 ACAAATCTT AGTTAACAGC TAAGCGCCA ATCCAGCGAG CATCTATCTA CTTTCTCCCG
5341 CTTGATTTAC CGAGTAAAA GCGGGGAGAA GCCCCGGCAG GCGATTAGCC TGCTTCTTTA
5401 GATTGCAAT CTAACATGTA ACACCCAGA GCTTGATAAG AAGAGGGCTT CACCTCTGT
5461 CTATGGGTCT ACAATCCACC GCTTAACTCA GCCATCTAC CTGTGGCAAT CACACGTTGA
5521 TTTTCTCGA CCAATCACAA AGACATCGGC ACCCTCTATC TCGTATTTGG TGCCTGAGCC
5581 GGTATAGTGG GAACAGGCC AAGTCTGCTT ATTCGGGCAG AACTAAGCCA ACCTGGGGCT
5641 CTCTTGGAG AGACCAAAAT TTATAACGTA ATCGTACCC CACACGCCCT TGTAATAATC
5701 TTTTATAG TAATACCCAT TAtgATCGGG GgTTTCGGAA ACTGGCTTAT TCCACTAATA
5761 ATTGGAGCCC CAGATATGGC TTTCCCTCGA ATAAATAACA TGAGTTTCTG ACTTCTTCCC
5821 CCATCCTTTC TTCTCCTCTT AGCCTCTTCA GGTGTGAAG CTGGGGCAGG TACGGGGTGA
5881 ACCGTTTATC CACCCTAGC TGGTAATCTG GCCACGCGG GAGCATCCGT TGACCTAACA
5941 ATCTTCTCAC TTCACCTTGC AGGGATTTCG TCAATTCTGG GGGCAATTAA CTTTATTACT
6001 ACCATCATCA ACATGAAACC CACAACAGT ACTATGTACC AAATCCCAT ATTTGTTTGA
6061 GCCGTTCTAA TTACCCCGT ACTTCTTCTT CTGTCCCTTC CCGTCTTAGC CGCAGGGATT
6121 ACAACTCTAC TAACAGACCG CAACCTCAC ACAACCTTTT TTGACCCCGG CCGAGGTTGT
6181 GACCCCATCC TCTATCAACA CCTATTCTGA TTTTGGGCC ACCCAGAGGT ATATATTCTC
6241 ATCTTCCAG GCTTCGGAAT AATTTCCAC ATTGTTGCAT ACTATGCAGG TAAAAAGAA
6301 CCTTTTGGT ACATAGGAAT AGTCTGAGCT ATAATAGCCA TTGGACTCCT GGGATTCTT
6361 GTATGGGCC ATCACATGTT TACAGTCGGG ATAGACGTCG ACACACGAGC CTACTTTACA
6421 TCTGCCACAA TAATCATTCG AATCCCGACC GGCCTAAAAG TCTTTAGCTG ACTCGCAACC
6481 CTCACGGGG GAAGCATCAA ATGAGAAACG CCACTTCTTT GGGCCCTCGG CTTTATTTTC
6541 CTCTTTACAG TAGGGGGTCT TACTGGCATT GTCTTGGCTA ACTCCTCTCT TGACATTGTT
6601 CTGCATGACA CATACTATG AGTAGCCAC TTCCACTATG TACTATCTAT GGGTCTGTGA
6661 TTCGCAATCG TTGCCCGCTT CGTCCACTGA TTCCCACTAT TTACAGGTTA TACCCTCCAC
6721 TCCACATGAA CAAAAATCCA CTTCCGGCTG ATATTTATTG GGGTCAATCT AACATCTTC
6781 CCCAACACT TCCTGGGCTT AGCCGGAATG CCCCGACGAT ACTCAGACTA CCCAGACGCA
6841 TATACCTTT GAAACACTG CTCATCAATC GGATCCCTAA TGTCGCTCGT CGCTGTAATC
6901 TTATTTTGT TCAATTATTG AGAAGCATTT ACAGCCAAAC GAGAAGTTGG GGCAGTAGAA
6961 CTTACTGCAA CTAACATCGA ATGACTTTAC GGCTGCCCTC CACCCTACCA CACATTTGAA
7021 GAGCCCGCAT TCGTCCAAGT TCGAATAAAT TCGAACAAC TAACGAGAAA GGGAGGAGTT
7081 GAACCCCAT CAATTGGTTt CAAGCCAACC ACATAACCGG TCTGTCACTT TCTTCAAC
7141 ACACCAATAA GATACTAGTA AAACCGTATA ACACTGCCTT GTCAAGGCAG AATTGTGGGT
7201 TAAATCCCG CGTATCTTAA ACGAAATGGC ACATCCCTCA CAACTCGGAT TTCAGACGC
7261 AGCTTACCCC TTAATAGAAG AACTACTTCA CTTCCAGGAT CACGCTTAA TAATGTAAAT
7321 TCTCATCAGC ACGATAGTAC TTTATATTAT TGCGGCTATA GTTACAGCCA AACTAACAGA
7381 TAAACTTGT CTAGATTCTC AAGAAATTGA AATTATCTGA ACAGTTCTCC CAGCTGTTAT
7441 TCTTATTCTC ATCGCCCTAC CATCTCTCCG AATTTTGTAC TTAATAGACG AAATTAATGA
7501 TCCCACTTA ACAATCAAAG CCATGGGCCA CCAGTGGTAC TGAAGCTACG AATACACAGA
7561 CTATGAAGAC CTCGGTTTTG ACTCTTACAT AATCCCTACA CAAGACCTGA CCCCTGGACA
7621 GTCCGACTA CTTGAAGCAG ATCACCAGAT AGTAAATCCC GTAGAATCTC CTATTCCGCT
7681 TCTAATCTCA GCTGAAGATG TATTACATTC CTGAGCAGTC CCCTCCCTGG GCGTAAAAGT
7741 TGACGCCGTA CCTGGACGAT TAAATCAAGC AACCTTTATT GTTAGCCGGC CAGGCGTATT
7801 TTATGGTCAA TGCTCTGAAA TTTGCGGAGC GAACCATAGT TTTATACCCA TCCTGTGAGA
7861 AGCAGTCCCC CTTGAACACT TTGAAAACCT GTCTTCACTA ATAATTGAAG ACGCCTCGCT
7921 AAGAAGCTAA TAAGTACAAG CGTTAGCCTT TTAAGCTAAA GACTGGTGCC TAACAACCAC
7981 CCTTAGCGAC ATGCCTCAAC TGAACCCCGC ACCCTGATTT GCAATTTTAG TTTTCTCTTG
8041 AATAATCTTT TTAACGTGTA TTCCCCCAA AGTTTTAGCA CATACTTACC CCAATGAACC

8101 TACCTCCCAA AGCACACAAA AACCTAAAAC AGAACCCCTGA AACTGACCAT GATACTAAGC
8161 TTTTGTGACC AATTTATATC CCCAGTATAC CTCGGTATTC CGCTAATTGC ACTAGCAATT
8221 ACCCTCCCTT GAATTCCTGTT CCCAACCCCT CAAGCCCGCT GATTAACAAA CCGTGTGCTA
8281 ACACTTCAAG GATGGTTTAT TAGCCGCTTC ACCTCACAAC TTCTTCTTCC CCTAAACCCC
8341 GGGGGCCACA AATGAGCAGT TTTATTTACC TCATTAAATGG TTTTCTTATT TTCTATTAAC
8401 ATACTAGGAC TCCTTCCATA TACCTTCACA CCAACAACCC AACTCTCCCT TAATATGGGG
8461 CTCGCAGTTC CCCTCTGATT AGCAACTGTG ATTATTTGAA TGCGAAATCA ACCTACACAT
8521 GCCCTAGGTC ACCTCCCTCC AGAAGGCACC CCTACTGCTC TCATCCCTGT ACTCATCATC
8581 ATTGAAACAA TTAGCCCTATT TATTCGACCC CTCGCTCTCG GTGTTTCGACT AACAGCGAAT
8641 CTCACAGCAG GCCACCTCCT TATTCAACTC ATTGCAACAG CTGCCTTTGT CCTTCTTCCG
8701 CTCATACCTG TTGTTCCTAT CTAAACAACG GTGGTCTCTC TCCTTCTTAC TCTGCTAGAA
8761 GTCGCGGTTC CCATGATCCA AGCCTATGTC TTTGTCTTAC TCTTAAGCCT ATATCTACAA
8821 GAGAACGTTT AATGGCCCAT CAAGCACACC CATACCACAT AGTCGACCCC AGTCCATGAC
8881 CCCTCACGGG GGCTATTGCT GCCCTATTGA TAACATCTGG CCTTGTCTATC TGATTTCACT
8941 TCCATTCAC AACCCTATA ACTATTGGGA CAGTCCTTCT CACCTTAAAC ATCTTCCAA
9001 GATGACGGGA CGTCGTACGA GAAGGCACAT TTCAAGGACA CCACACTCCC CCTGTTCAAA
9061 TAGGCCTCCG ATACGGGAATA ATCTTATTTA TTACCTCAGA AGTTCGTGTT TTCTTAGGCT
9121 TCTTCTGAGC CTTTTACCAC TCAAGCCTAG CACCTACTCC AGAACTAGGA GGCTTCTGAC
9181 CCCAGCAGG CATTACCCCT TTAGACCCAT TTGAAGTTCG GCTTCTTAA ACAGCAGTCC
9241 TCCTTGCCCT TGGTGTAACT GTTACCTGAG CACATCACAG CATTATAGAG GGTAAACGGG
9301 AACAACTAT TCAATCTCTT GCCCTCACAA TCTTACTCGG GGGTFACTTC ACTTTTCTCC
9361 AAGGCCTTGA GTATGTCGAA GCCCCCTTCA CCATTGCAGA CGGAGTTTAC GGTGTACAT
9421 TCTTGTGTC CACCGGCTTC CACCGGCTTC ACGTCTTAA TGGCACCTA TTCTTAGCGG
9481 TTTGTCTGTT ACGCCAAATC CTTACCATT TTACATCAAA CCACCCTTT GGGTTTGAAG
9541 CAGCCGATG ATACTGACAC TTCGTAGACG TCGTCTGACT TTTCTCTAT ATCTTATTT
9601 ACTGATGAGG ATCTTAATCT TCCTAGTATC AAATCTAGTA TAAGTGACTT CCAaTCACCC
9661 GGCTTTGGT AAAGTCCAAG GGAAGATAAT GAGCCTTCT CTAACCATca TTTCaATCGC
9721 CACCCTCCTC TCAACAGTAC TTGCCATTGT ATCCTTTTGA CTCCCCAAA TTACACCAGA
9781 CCATGAAAAG CTATCACCAT ACGAATGCGG CTTTGACCCG ATAGGCTCTG CCCGACTACC
9841 TTTTTCGCTG CGATTTTTTC TCATCGCCAT CCTCTTTCTC CTGTTCGACT TAGAGATTGC
9901 ACTCCTCCTC CCCCTCCCT GAGGaGACCA ATTAGCATCG CCACFACTCA CATTCACTTG
9961 AGCTACAGCT GTCCTAGCGC TTCTAACCCCT TGGCCTCATT TACGAATGAA TGCAAGGAGG
10021 CCTAGAGTGA GCTGAATAGG TGGTTAGTCT AAGAAAACA TTTGATTTTC GCTCAAAAAC
10081 TTGTGGTTTA AATCCGCAAC CGCTTAATGA CCCCCACACA CTTTGCCTTC TCCTCAGCCT
10141 TTCTTCTGGG TTTAACAGGC CTGGCATTTC ACCGGTTCa CCTCCTTTCC GCTTTATTT
10201 GTCTTGAAGG AATAATACTA TCCCTATTTA TTGCCCTCTC CCTATGAACA CTCCAAcTTG
10261 ACTCAACAAA CTTTTACGCA TCTCCTATGC TTCTACTTGC ATTTTCAGCC TGCGAAGCAA
10321 GCGCCGGCTT CGCCCTGCTA GTAGCCACTG CTCGAACCCA CGGAACCGAC CGACTACAAA
10381 GCGTAAATCT TCTCCAATGC TAAAAATCCT AATTTCAACA CTTATGTAA TCCCATCAGC
10441 CTGGTTACTC AAACCCAGCT GACTCTGGCC CATAACCTTG ATGTATAGCT TTTGCATCTC
10501 CTTAATTAGC CTTTCATGAT TGAAGAACCT CTCAGAACCC GGCTGATCAT CACTTAACCT
10561 CTTTATAGCC ACCGACTCCC TATCAACCCC CCTCCTCGTT CTCACATGCT GCGTGTACC
10621 ACTAATGATT TTGGCAAGCC AAAAAACAC AGCCTCAGAG CCTCTTGGT CCGCAGGCAT
10681 GTACATTACA CTTCTCGCCT CACTCCAGTT CTTCTTGATT CTAGCATTTA GCGCCACTGA
10741 GCTGGTAATG TTTTACGTAA TATTTGAAGC CACCCTCATC CCCACTCTGA TTATTATTAC
10801 CCCTGAGGG AACCAACAG AACGCCTAAA TGCAGGGACC TACTTTCTTT TTTACACATT
10861 GGCAGGCTGA CTACCCCTTC TCGTTGCTTT ACTTCTTCTC CAGAACACAT CCGGCACCTC
10921 GTCGTTGCTA ACCCTACACT ATACAGACCC ACTCACTCTC TCATCTTATG CAGACAAATT
10981 ATGATGAGCA GGCTGTCTCT TAGCATTCCCT CGTTAAAATA CCTCTCTATG GAGTCCACCT
11041 GTGACTCCCT AAAGCCACG TTGAAGCCCC CATTGCAGGC TCAATGATCC TTGCAGCGGT
11101 TCTCTTAAA CTGGGAGGGT ATGGCATGAT CCGCATAATA ACAATATTAG AGCCTCTAAC
11161 TAAGGAGCTA AGCTACCCCT TCATTGTCTT TGCACTTTTG GGGGTAATCA TAACCTGGCTC
11221 AATTTGTCTA CGACAGACAG ACCTTAAGTC CCTAATGACC TACTCATCTG TAAGTCACAT
11281 GGGCCTAGTG GCCGGGGGAA TTCTTATTCA GTTACCTTGG GGCTTAACAG GGGCCCTTAC
11341 CCTAATAAT GCACACGGTC TTACCTCATC AGCCCTCTTC TGCCTAGCAA ACACAACTA
11401 TGAACGAACC CACAGTCGAA CGATAGTACT AGCACGAGGG CTTCaAGTAG CTCTACCATT
11461 GATGGCCACT TGATGATTTA TTTCTAGCTT AGCCAACCTA GCCCTTCCAC CACTACCTAA
11521 CCTCATAGGT GAACTAATAA TTATTACTTC TCTATTCAAC TGATCCTGGT GAACTCTAGC
11581 ATTAACCGGG GCAGGCACCT TAATTACAGC TGGTACTTCC CTTTATATGT TCTTAATAAC
11641 TCAACGGGGA CCTCTCCAG CACATATCAT TGGCCTTGG CCACTCTACA CCGGAGAACA
11701 CCTCCTTATT GCACTTCATC TATCCCTT GATTCCTCTC GTGCTTAAGC CCGAGCTGAT
11761 CTGAGGTTGG ACTGCCTGTA GGTGTAGTTT TAACAAAAC ATTAGATTGT GATTCTAAAA
11821 ATAAGGTTA AAATCCCTTC TCCCACCGAG AGAGGCTCG AGCAATGGGA ACTGCTAATT
11881 CCCATGACT TGGTTGGACC CCCAGGcTCA CTCGAGAAGC TCCTAAAGGA TAACAGCTCA
11941 TCCGTTGGTC TTAGGAACCA AAAACTCTTG GTGCAAAATC AAGTAGCAGC TATGCACCCC
12001 ACCTCCCTAA TGATTTCTGTC AAGCCTGATC ACAATCTTTG CATTGCTAGC CTATCCCTTA
12061 GTCACCACAA TACGACCCAC GCCCAAGAA CCTCAGTGGG CTTCTACCCA TGTTAAAACA
12121 CTGTAAAAA TAGCTTTCTT TGTTAGTCTG TTACCCCTGA CCCTATTTCT TAATGAGGGT
12181 GCCGAGACAA TCGTTACTAA CTGAACCTGA ATAAATACTA ACTCCTTCGA CATCAACATT
12241 AGCCTAAAAA TTGACTTCTA CTCAATTAAT TTTACCCCCA TTGCCCTCTA CGTAACTTGG
12301 TCCATCTTAG AATTTGCATT ATGATACATG CATGCAGACC CAAACATAAA CCGCTTCTTC
12361 AAGTATCTAC TGACATTTCT GATTTGCCATA ATCGTTCTCG TAACCGCAA CAATATGTTT
12421 CAACTATTCA TCGGTTGAGA GGGTGTGGG ATCATATCGT TCCTCCTTAT CGGGTGGTGG
12481 TTCGGACGGG CGGATGCTAA CACTGCAGCA CTTCAAGCAG TACTTTATAA CCGAGTTGGG
12541 GACATCGGTC TTATCTTCGC CATGGCTTGA ATAGCAGCAA ACCTAAACTC CTGGGAAATG
12601 CAACAAATCT TTGTAACCTC CAAAGACATA GACTTAACTT ATCCTCTCCT CCGGCTCATC
12661 ATCGCAGCAA CCGGCAAGTC GGCTCAATTT GGTCTTACC CCTGACTACC CTCCGCTATG
12721 GAGGGTCTCA CACCGTCTC TGCCCTACTT CATTCAGCA CTATAGTCGT TGCCGGCATT
12781 TTCTGTCTGG TCCGAATGAG CCCCCTCTG GAAAACAACC AAACTGCCCT CACAACCTGC

12841 CTGTGCCTCG GGGCCCTTAC AACACTGTTT ACTGCAACCT GTGCCCTCAC ACAAATGAT
12901 ATTAATAAAA TCGTCGCATT CTCCACATCA AGCCAGCTTG GACTTATGAT GGTAAACCATC
12961 GGACTAAACA AACCCAACT AGCGTTTCTT CACATTGCA CACACGCTTT CTTCAGAGGCC
13021 ATGCTATTTT TATGCTCCGG ATCTATTATT CATAGTCTTA ATGACGAACA aGACATCCGA
13081 AAAATAGGAG GCATACACCA CCTTGCGCCT TTTACATCCT CTTGCTAAC TATTGGCAGT
13141 CTTGCCCTTA CAGGGACCCC CTTCTTAGCT GGCTTCTTCT CTAAGATGC CATCATCGAA
13201 GCCTAAACA CAATCCACCT AAACGCCTGA GCCCTAECT TAACCCCTCT AGCCACCTCT
13261 TTCACAGCAA TTTACAGCTT TCGAGTAGTA TTTTTGTGC CCATGGGTCA CCCCCGTTT
13321 AATCCCTCT CCCCCATCAA CGAAAATAaC CCAGCAGTGA TTAACCCACT TAAGCGATTA
13381 GCATGAGGAA GCATCGTTGC AGGCTTACTA ATTACTTCTA ACATTACACC CCTAAAAACC
13441 CCTGTATAT CTATACCCC TCTCCTAAA CTAGCTGCTC TTGCAGTAAC AATCCTTGGC
13501 CTACTTGTG CTATGGAAC CGCCATGCTA ACTAATAAGC AACATAAATC AATACCCGAC
13561 ACACACGTAC ACCACTTCTC CACCTTGTTA GGCTTCTTc CCGGAGTAAT GCACCGCCTA
13621 GCCCTAAAT TACTCTTCTT CCTAGGCCAA AACGTTGCCA ACCAAACAGT AGATCAAACC
13681 TTGCTAAGAA AAATCGGCC CAAAGCCATT GAGTCTCTA ACCGACCCC GATCTTCTT
13741 ACAAGTAACA TTCAGCGAGG AGTAATCAAG ACATATCTCA CCCTTTTCTT CCTGACACTA
13801 GCCTTATAA TCCCACATT CATCGCCTAA ACTGCCGCA ACGCCCTCG ACTTATACCC
13861 CGAGTCAACT CGAGAACCAC AAACAAGTT AAAAGCAATA CCCACGCACT AATAATTAAT
13921 AACCCACCC CAGAAGAATA TATTAAGGCT ACACCTCCA TATCCCCCG TATCCCGGAG
13981 AACTCCGCCA ACTCATCTGC TAGGACCCAA GACGACTCGT ATCACCCCCC TCAGAACAGC
14041 CCAGAACTA ACATTACCCC TCCTGTATAA ACTACCCCAT AAACCATTAAC CGACCAACTA
14101 CCCAGCTCT CCGGATACGG CTCAGCAGCT AACGCTGCGG AGTATGCAA TACAACCTAGC
14161 ATCCACCCA AGTAAATTA GAACAAAAC AGTGACAAAA AAGGCCCCC ATGCCAACT
14221 AATATACCAC ACCCCATCCC AGCTACTACA ACCAAACCCA AAGCAGCGAA ATAAGGAGAT
14281 GGATTAGAAG CAACTGCAAC TAACCCTAAC ACGAGAGAAA ATAAACTAA ATATATAGCA
14341 AAAGTCATA TTCCTGCCG GACTTTAAC AGGACTAATG GCTTGAAAA CCACCGTTGT
14401 TATTCAACTA CAAGAACCCT AATGGCCAGT CTACGTAAAT CCCACCTCT TCTAAAAATC
14461 GCAAACGATG CTTTAGTTGA CCTCCCAGCC CCCTCTAATA TCTCCGTTT GTGAAACTTT
14521 GGGTCTCTT TAGGACTCTG TTTAGTAACC CAAATGCTA CCGGCTTGT TCTAGCCATA
14581 CACTATACAT CAGATATTGC TACTGCCTT ACCTCCGTG CTCACATCT CCGGGACGTC
14641 AACTACGGCT GACTTATCCG AAGCATTCAT GCCAACGGCC CATCATTTT TTTCAATTTG
14701 ATCTACCTAC ACATCGGCC AGGACTCTAC TATGGCTCAT ACCTCTATAA AGAAACATGA
14761 ACTATTGGAG TCGTCCCTCT CCTCCTCGTA ATAATAACGG CCTTCGTCCG ATACGTCCCT
14821 CCTTGAGGAC AAATGTCTGT TTGAGGTGCA ACCGTTATTA CCAACCTCCT ATCCGCCGTC
14881 CCTATGTTG GCAACCCCT AGTCCAATGG ATTTGAGGTG GTTTTTCTGT AGACAATGCT
14941 ACCCTTACCC GGTCTTTGTC CTTCCACTTC CTTTTCCCCT TCATCATCGC CGCCGCAACA
15001 GTAATTCATC TACTATTCTT TCACGAAACT GGCTCAAaT ATCCCACCGG CTTAAACTCA
15061 GACTCAGACA AGGTTCCCTT CCACCCCTAC TTCACTTACA AAGACCTCTT AGGTTTtGCA
15121 TTGGTCCCTA CTGCATTAGC ATCCCTCGCT TTGTTtCAC CTAATCTTTT AGGAGACCCA
15181 GATAACTTTA CCCCCGAAA TCCACTGTT ACACCCCCAC ACATTAAACC AGAGTGATAC
15241 TTCTCTTTG CTTACGCTAT TCTCCGGTCC ATCCCAAACA AACTTGGAGG CGTCTTGCC
15301 CTTTTATTTT CGATCTTAGT TCTCATGCTT GTCCCTTCC TTCACACCT TAAACAACCG
15361 AGCCTAATGT TCCGCCCTT AACGCAATTT TTGTTCTGGT CTTCTGTAGC AGACGTTATA
15421 ATTCTAECT GAATTGGAGG AATGCCCGTA GAACACCCCT TCGTTATCAT TGGACAAGTA
15481 GCATCACTCC TTTACTTCGC CCTCTTTCTG GTCCTGATCC CAACAGCAGG TTTACTAGAG
15541 AATAAAGTCC TTGGATGAAA ATGCACTAGT AGCTCAGCGC ACAGAGCCCC AGTCTTGTA
15601 ACTGCGCTG GGAGTTAAA ATCCCTCCTA CTGCTCAAAG AAAGGAGATT TCAACTCTTA
15661 CCCCTAECT CCAAAGCTAG GATTCTAGCA TTAACCTAtT CttTGCGGCA TAATGTATGT
15721 AAAACAAAGG ATTTTTATAT ACATGTATGT ATTAACACCA TATATTTATa GTAACCATT
15781 TGtGTAATGT ACTAGGACAT ACATGTATAA TCACCTAACA TAGTAATATA GCACTCATT
15841 ACCACCTTT TTAACATAAA AATTACTAGA ACCCTGACTT CACATTCACG TTACATATGT
15901 GAAATTCAG GACCAAGCGA CATTTAAGAC CGAACACAACT ACTACCCGGT CAAGTTATAC
15961 CAAGACTCAA AATTTCACTC ACTTAAAAA CCAACCCAAT AAGAGCCTAC CAACCGGTGA
16021 TCCTTAAATG ATAACTCTTA TTGAGGGTGA GGGACAAAA TTGTGGGGGT TTCCTCGGT
16081 GAATATTTCC TGGCATTGTT TTCCTACTTC AGGGCCATTG ATTGATATTA TCCCTCACAC
16141 TTTCACTGAC ACTTACATAA GTTAATGTTG ATAATACATA CGACTCGTTA CCCACCAAGC
16201 CGGGCTTCA CTCCAGCGGG TAAGGGGTTT TCTTTTTTTT TTTCTTTTCA CTTGACATTT
16261 CAAAGTGAT CCAGCCAACA AAAACGTTCA AAGGGGGAGC ACTTTTCTTG CACGGCGCT
16321 ACATAGTATC CATGTTATAA GTCTTTATTA AAAGGATAAC ATAAAGGGAT ATcaTGtGca
16381 TAAAAATGTG CTCTTTTCTT CTATCATCCC CAGGAtaACC CTTTTTTTCG CgtAAAAACC
16441 CCtACCCCT CTAACtCct gAAGTTGcTA AaACCCCTGA AAACCCCCcG gAAACAGGAC
16501 AAACCTCTGG tagcTtAAAA AAGGcAATTA CTTTTcAAC TACTTTTcAA CCtAAAAATA
16561 CCCCTGACCA AAGATAAGCC CACCAGTTAT TTTAATAATG GTACTTTTcA ACCCTAAAA
16621 ACCCTGACC AAAGATAAGC CCACCAGTTA TTTAATAAT GGTACTTTTc AACCCATAAA
16681 TACCCCTGAC CAAAGATAAG CCCACCAGTT ATTTTAATAA TGGTACTTTT cAACCCATAA
16741 ATACCCCTGA CCAAAGATAA GCCACCAGT TATTTAATA ATGGTACTTT TcAACCCATA
16801 AATACCCCTG ACCAAAGATA AGCCCCACC TTATTTAAT AATGGTACTT TTTAACCCTA
16861 AAATACCCCT GACCAAGAT AAGCCACCA GTTATTTTAA TAATGGTACT TTTcAACCCCT
16921 AAAATACCCC TGACCAAGA TAAGCCACC AGTTATTTTA ATAATGGTAC TTTTcAACCC
16981 TAAAATACCC CTGACCAAG ATAAGCCAC CAGTTATTTT AATAATGGTA CTTTTcAAC
17041 CTAATAATACC CCTGACCAA GATAAGCCCA CCAGTTATTT TAATAATGGT ACTTTTcAAC
17101 CCTAAAATAC CCTGACCAA AGATAAGCCC ACCAGTTATT TTAATAATGG TACTTTTcAA
17161 CCtAAAAATA CCCCTGACCA AAGATAAGCC CACCAGTTAT TTTAATAATG GTACTTTTcA
17221 ACCTAAAAAT ACCCCTGACC AAAGATAAGC CCACCAGTTA TTTTAATAAT GGTACTTTTc
17281 AACCTAAAA TACCCCTGAC CAAAGATAAG CCCACCAGTT ATTTTAATAA TGGTACTTTT
17341 cAACCTAAA ATACCCCTGA CCAAAGATAA GCCACCAGT TATTTTAATA ATGGTACTTT
17401 TCAACCTTAA AATACCCCTG ACCAAAGATA AGCCACCAG TTATTTTAAT AATGGTACTT
17461 TTCACCCCTA AAATACCCCT GACCAAGAT AAGCCACCA GTTATTTTAA TAATGGTACT
17521 TTTCAACCCT AAAATACCCC TGACCAAGA TAAGCCACC AGTTATTTTA ATAATGGTACT

17581 TTTTCAACCC TAAAATACCC CTGACCAAAG ATAAGCCCAC CAGTTATTTT AATAATGGTA
 17641 CTTTTCAACC CTAAAATACC CCTGACCAA GATAAGCCCA CCAGTTATTT TAATAATGGT
 17701 ACTTTTCAAC CTTAAAATAC CCCTGACCAA AGATAAGCCC ACCAGTTATT TTAATAATGG
 17761 TACTTTTCAA CCCTAAAATA CCCCTGACCA AAGATAAGCC CACCAGTTAT TTTAATAATG
 17821 GTACTTTTTA ACCCTAAAAT GACTGGGACC TGTAAGCCCG TGTCATCTTC TTCATGATCA
 17881 AAAAAGTCT GTTTAGATTA TTTCAAGTAT TCCTAGCATC ATCCCAACTA CGAAGGGCAC
 17941 AAAACAAAAA CCGAGAAGAC TTTGCTCTCC ATTCAAAAAC TATCTTTTTT TAACCGACAA
 18001 GCCCTTAAAC CAACCTTCTA TTATCCTAAA ACTTGACAAG ACTAGGGAAA CACCTTTTGG
 18061 TGTAACAGAT ATTTAACT

>*Scophthalmus maximus* 7678 bp

AACCCGTGAAGATGTTAAGATGGGCCCTAGAAAGCCCCATGAGCACAAAGGCTTGGTCCTG
 ACTTTACTATCAACTTTTATCTAAACTTATACATGCAAGTTTCCgCCCCCGTGAGGATG
 CCCACAGTTCCTGCTCGGGAACAAGGAGCTGGTATCAGGCACACCCCCCCCCCGCCAC
 GACACCTTGCTTAGCCACACCCCAAGGGTACTCAGCAGTGATAAATATTAAGCCATGAG
 TGA AAAACTTGACTTAATATAGATAAGAGGGCCGGTAAAACCTCGGGCCAGCCACCGCGGT
 TAGACAAGAGGCCAAGTGGATAGACAACGGCGTAAAGGGTGGTTAGGGGTCACAACAAA
 CTAAAGCTGAATGCTCTCAAGACTGTTATATGCGTTTCGAGACTTTGAAACCCAACTACGA
 AAGTGGCTTTACTAGACCTGAACCCACGAAAGCTAAGGAACAACTGGGATTAGATACCC
 CACTATGCTTAGCCCTAAACATCGATTTAATTTGCCCTATTAATTCGCCCGGGAAATTACG
 AACATAAGTTTAAAACCCCAAGGACTTGGCGGTGCTTTATATCCACCTAGAGGAGCCTGT
 TCTAGAACCGATAACCCCGTTAAACCTCACCTCTCTGTATATCCGCCTATATACCG
 CCGTCGTCAGCTTACCCGTGTAAGGAACAACAGTAAGCGAGATTGGTACAACCCAAAACG
 TCAGGTCGAGGTGTAGTGTATGAGTGGGGAAGAATGGCTACATTTGTAGTTATAGCA
 AATACGAACGATGCATTGAAATATGCAACTGAAGGAGGATTTAGTAGTAAGCTAAAATA
 GAGTGTTTAGCTGAAATTTGGCCCTAAAGCGCGCACACCCGCCGTACCCCTCCCGGAGC
 TACAAAGTAAGCAGAGATTTAACCTCGTACCTTTTGCATCATGATTTAGCTAGCATCTTC
 AGGCAAGGAGCGCTTTAGTCTGAGACCCCGAAACTAAGTGAGCTACTCCAAGACAGCCTA
 TAAATTAGGGCAAACCCGTCTCTGTGGCAAAGAGTGGGAAGAGCTTCGAGTAGAGGTGA
 TAAACCTACCGAACTTAGTTATAGCTGGTTGCCTGGGAAATGGATAGGAGTTACGCTCC
 CGGATTCATTTACCTTTTGTTTACATACCTTCGGAAAGCCTAGAGAAAACCAAGAGAGT
 TATTTCAAAGGGGTACAGCCCTTTGAAACAGGACACACCTTTGAAGCTGGGTAAAGAT
 CATATTTTAAAGGAGAAAAGTGTGTTAGTTGGCCATAAAGCAGCCACCTCAAAAAGAAAG
 CGTTAAAGCTTTACGTTATTTTGGCCCTACGATTTCTGATCATTAATCTCACCCCTT
 TGATTTACCAAGCCACCTTAGCTAACATAGAGGAGACCATGCTAATATGAGTAATAAGA
 GAACCCCTGTGTTCTCTCTAGTACACACGCATAGCTCGGAACCGACCCCCCAAGAAAT
 AACGGCCCAAAATAAGAGGGTACTGAAGAAGGACCTGAAGACCAGAAAACCTTTCAATA
 AACTACCGTTAACCTTACTGTTGTGCCCTTGAAGAAAGACTAATAGAAAGAGAAGGAA
 CTCGGCAAAAATACCTTACAAGCCTCGCCTGTTTACCAAAAACATCGCCTCTTGCAAAAAC
 TGAAGTATAAGAGTCCCGCTACCGGACCAAACTAAATGACCCCTGCTCTAATGTCTCGGTTGG
 CCGTGCAAAGGTAGCGTAATCACTGTCTCTTAAATGGAGACCTGTATGAATGGCATAAC
 GAGGGCTTAACCTGCTCTCTCTCAAGTCAATGAAGTTGATCTCCCGTGCAGAAAGCGGG
 GATATTCACATAAGACGAGAAGACCCTATGGAGCTTGAGACGATAGGGCAGCCCATGTTA
 AGTACCCCCCCCTCACCGGACCAAACTAAATGACCCCTGCTCTAATGTCTTCGGTTGGG
 GCGACCCCTGGGGAATACAAAACCCCATGTGGAATAGGAGCACCCCCCTTAACTCCTC
 CAAATGAGAGCCACACCTCCAATTAACAGAACTTTTGACCAAAAATGATCCGGCAAAGCC
 GATCAACGGACCAAGTTACCCTAGGGATAACAGCGCAATCCCTTTTAGAGCCCTTATCG
 AcaAGGGGGTTTTACGACCTCGATGTTGGATCAGGACATCCTAATGGTGCAGCCGTATTA
 AGGGTTCGTTTGTCAACGATTAAGTCTACGTGATCTGAGTTTCAGACCCGGAGCAATCC
 AGGTCAAGTTCTATCTATGAAATGACCTTTTCTAGTACGAAAGGACCGAAAAGCGAAGC
 CCCTGCTACAGGCACGCCTCACCTTACCTGATGAAAACATCTAAAACAGGCAAGAGAAC
 ATACCTCCAAGCCTAGCAGTAAGTAAAGTAAAGTGGCAGAACCCGGTTATTGCAAAAAGA
 CCTAAGCCCTTTCTATGGGGTTCAAGTCCCTCTTAACTATGACTTCAACCCCTCATTA
 CAGATGTCCTAAATCCTTAACCTTTATTTGTGCGAGTATTACTAGCTGTAGCATCTCTCA
 CCCTTATTGAGCGAAAAGTGTTAGGCTATATACAACACTACGGAAGGGGCCCAATATGTTG
 GGCATACGGGGCTTCTTCAACCCATCGCCGATGGAATCAAGCTTTTCAATAAGGAACCTG
 TTCGACCTTCGACCTCTTCCCTGTCTTTTCTCTATGGCCCCATGTAGCGGTTACTC
 TTGCTTTAACCTATGAACACCCATCCCTTACCCCTACCCCGTGCCTGACCTCAGCTTAA
 GCATCTCTTTATTTCTGGCCATTTCCAGCCTCGCGCTACTCTATTTTAGGGTCAAGGAT
 GAGCCTCCAACCTGAAGTACGCACTTATTTGGGGCTCTTCGAGCCGTGCGACAAACTATTT
 CCTACGAAGTTAGCCTAGGACTCATCTCTTAAATGTTATCATTTTCTCAGGAGGTTTCA
 CGTTCAAACATTTAATACAGCCAGGAGGCAGTTTGACTCGCCCTCCCTGCCCTTCCCC
 TTGCCCGGATATGGTATGCTCTACCTGGCTGAAACAAATCGGGCCCTTCGACCTCA
 CGGAGGGGAGTCTGAGCTTGTCTCTGGCTTTAACGTAGAATATGCAGGGGGACCTTTTG
 CCTATTTTTTTCTAGCAGAATACTCCAACATTTTATTGATAAACACATTTGTCTGCCGCAC
 TGTTTTTAGGAGCTCTCACATTTCAACATTTCCCTGAAATAGCAACCATTAACCTCATGA
 CTAAAGCAGCCCTCTATCTATTTGTCTTTCTTTGAGTACGAGCTTCGTATCCCCGGTTCC
 GATATGACCAACTATGCACCTAATTTGAAAGAGTTTCTTACCCCTAACACTAGCCTTGG
 TTATTTGACACCTTGCACTTCCCATCGCGTTTGTGGCCCTACCCCTCAGCTTTAGTATC
 GGAGCCGTGCCTGAATTTAAGGACCCTTTGATAGAGTGTACTATGGGGGTTAGAGTCC
 CCCCCTCTCTTGAAGAAAGGGGTTTGAACCTTCTTGAAGAGATCAAAACTCTTGGTG
 CTTCCACTACACCATTCTAGTAACGTCAGCTAATTAAGCTTTTGGGCCATACCCCAA
 CCATGCAAGTTAAAATCCTACCGTTGCTGCTGACCTCACCTACGCTTTTGTCTGTTCTG
 GTATCCACATTAATCTTCGGCACCACACTAGCTTTTACCAGCTCGCATTTGACTCTTGCC
 TGGATTGGACTAGAGATTAACACCATCGCTATTTCTACCCCTCTTAGCAAGCAGTATCAC
 CCCCAGCCATTGAAGCCGCCCTCAAAATATTTCAATAATCCAGATTACAGCTTCTAGCACT
 TTACTCTTTGATGACCCCTTAACGCAATGATTAACAGGACAGTGGGCCATCACCCAGCAC
 TTCCTTCTGTTCTGGCACCATTGCTATTTATCGCCTTAAATTAAGGTGGGCTCGCC
 CCCTACATGCTGACTACCCGAAGTCTTACAGGGATTAAGGTACTAGTAAAACGATTAC

ATTGCTTTGTCAAGGCAAAAATTGCGAGTTAACCCCGCGTACCTTAATAAGAATGGCCCT
CCCCCGCAGCTAGGCTTCCAAGACGCGAGGCTCCCCCTAATAGAGGAGCTGCTCCATTT
CCACGACCACGCCCTAAATGTTGCTTTTTTAATAGACAATAGTTCTTTACATATATTGT
TGCAATAGTTACAGCTAAATTAACGGACAACTTGTCTTGACTCACAAGAAATGAAAT
TATCTGAACAGTACTTCCGTGCAATATTTCTAATTTCTTATGCCCCTGCCCTCCCTTCGGAT
TCTTTATTTAATAGACGAAATTAATGACCCCCACCTCACAATTAAGCCCTTAGGCCACCA
GTGATATTGAAGTTATAGTATACCGATTATGAAGATCTGGGTTTGACTCCTATATAAT
TCCTACTCATGACCTCACCCCTGGACAGTTCGGACTTCTAGAAGCCGACCACCGTATGGT
TATCCCCACTGAATCCCCTGCCCGTGTACTTATTTCTGTGAAGACGCTCTTCACTCTTG
AGCCGTCCTGCCCTGGGCATTAAGGCCGACGAGTCCCCGGCCGCTAAACCAAAACAAC
CTTTATTGTTAACCGCCCCGGTCTTTTTATGGACAATGTTCCGAAATCTGTGGCGCAA
TCACAGCTTCATACCTATTGTGGTGGAGGCCATCCCCCTAGAACAATTTGAAAACCTGAAC
CTCACTAATAAGTGAAGAACTTCGCTAAGTAGCTAAAGAGGCCCTAGCGTTAGCCTTTT
AAGCTAAAGAATGGTGAATGCCAACCCCTCAGCGATATACCTCAACTTCTGCCCGCCC
CGTGAATTTGCTATCTTATTTTTTACCTGACTTGTCTTCTTAACACTAATTTGTTCCAAAA
TCCTAGCCACACGTATCCGAATACCCCTACTTCTCAAAGTGTGAGAAATCTAAAAACA
CCCTTGATCTTGACCATGACATTAAGCGCTTTTCGACCAATTCCTGTCCCTACTTTGCT
CGGTATCCCTTAATTTGCTCTTGCCTCATTTTACCCTGACCCCTTACCCTGACACCTCA
GCCCGCACCTCTTCACCGTACTAGCAACCCGACTTATCATTTTCAAGAACTGATTCA
TAACTGAATAATTAGTCAAGTTATTTCCCTTAAACCCAGGGGGTCAATAATGAGCAGC
CCTTCTTATATCACTTATGATTTTTATTATTACCTAAATATACTTGGCTTACTTCCCTA
CACCTTACCCTTACAACACAACCTTCCCTTAGCCTAGGCCCTCGCATTTCCCTTATGATT
AGCCACCGTGAATTTGGTATACGAAATCAACCAACAGAAAGCTTTGGCCACCTTCTTCC
AAAAGGTACCCTTACCTCCTTATTTCCCGTACTTATCGTGATCGAAACAATTAGTGTCTT
TATTCGACCTCTTCCCTAGGAGTGGGACTTACCCTGCAATCTCACAGCCGGGCACCTCCT
TATTCAGTTAATTTCCCTCAGCCGATTAGTAATGTACTTCAAGCATCTCCTATTGCTAT
CCCTACAATGGTTACTTCTTCTTCTTCCCTTAGCCTGTAGAAACAGCCGTTGCTGTTATTA
GGCGTATGTCTTTGTTCTGCTTTTAAAGCCTATATTTACAAGAGAACATTTAATGGCCACT
CAAGCACACCTTATCATTTAGTAGACCCAGCCCATGGCCCTCACAGCGCCATTGCA
GCCCTTAAATTAACATCCGGAACAGCCATCTGATTTTCAATTTCCACTCCACCTCACTCATA
ACTCTCGGCATAGTCTGCTAATTTTAAACAGTTTATCAGTCACATGAGCCACACAGCA
TTATTGAAGGAGAACGGAAAACAGGCCATCCAAGCCCTCACCTAACAAATTTACTAGGGC
GGTATTTTACTTTCCCTTCAAGCCATAGAGTACTGCGAAGCCCTTTTACCATCGCCGATG
CGGTGATGGGGTACCTTCTTTGTTGCAACAGGCTTCCATGGACTTCATGTCCTAATG
GCTCCACCTTTCTAGGCATCTGCCACCTGCGCAAGTCCAAAACCAATTTTCACTCAACCC
ATCACTTTGGGTTCAAGCAGCCGCTGATACTGACACTTTGTTGATGTTGTCTGATTAC
TCCTTTACATCTCCATCTATTGATGAGGCTCCTAAACACGCTCAAGTACGGTAATTTATTA
TAAACTTTATACCTAACCTATAAACCTCAATAAAGCCACCCCTAATATTAACATTTAA
GCCAATCTGAGCAGCAGCTAGACCTATGCTCTTACATAGCAGCCCTACTTCTTAGTAT
TAAATAAGTATAAGTGAATTTCAATCACCTGGCCTTGGTTAAATCCAAGGGAAGGTAAT
GAATTAATCATAGCCATGCGCCGCTTACCCTTACACTTTCAACAATCTCGCTATCGT
ATCTTTTGTACTTCTCAATAAAGCCCGACTATGAGAACTCTCGCCCTATGAATGTGG
TTTTGACCCCGTGGCTCAGCTGGTTACCCTTTTCAATACGATTTCTTTAATCGCTAT
TCTATTTCTACTCTTTCGATCTGGAGATCGCATTACTCCTACCTCTCCCTGAGGAGTCCA
ACTTTATTCGCCCTTAAACACCTTATCTGAGCCTCCTCCGTTTTGTTTTATTTATTGCC
CTCTCCCTGTGAACACTTCAACTAGACTCAACCAACTTTTTCAGCATCCCCATACTTCTG
CTTGCAATTTTCAGCCTGTGAAGCAAGCGCCGACTCGCCCTCTAGTAGCTACTGCTCGA
ACTCACGGGACCGAGGATTAACAAGCCTAAACTTACTCCAATGCTAAAAAATCTAATCC
CAACACTTATGCTAATCCAACAGCCTGACTAATCAACCTAAGTACTGCTGGCCATAA
CTCTGTTATATAGCTTCTGCATCTCCTTAATAGCCTCTCGTGATTAACAAACCTGTCAG
AAACCGGCTGATCCTCACTTAACTGTTTATAGCTACCGACTCTCTATCAACACCCCTCC
TCGTCTTACATGCTGACTTATACCCTGATGATCCTGGCAAGCAAAAAACACACAGCTT
TAGAACCCCTGGGCGTCAACGCATGTACATCTCACTTCTCGCATCACCCAGTTTTTTC
TGATTTTAGCATTCAGCGCCACTGAACATAATCATGTTTTATGTAATATTTGAAGCCACT
TCATCCCAACACTGATTTATTTACCCTGAGGTAACCAACAGAACGCTCTAATGCGG
GAACCTTACTTTCTTATTTGATACATTTAGCGGGCTCCCTCCCTTCTTTGTTGCTCTCCT
TACTTCAAAACACATCCGGCCTCTTTTACTAATCTGCTTACACCGACCCATTTT
CTCTATCATCTTATGACAGACAAATATGATGAGCGGGTGTCTCTTAGCATTCCTCGTTA
AAATGCCACTGTATGGGTTACACCTCTGGCTTCCCAAGCCCATGTTGAAGCCCAATCG
CAGGCTCAATAATTTCTGACGAGTTCTACTAAAACCTAGGGGGATACGGCATAATCCG

>*Pleuronectes platessa* 15012 bp

GCTAACGTAGCTTAATTAAGCATAACACTGAAGATGTTAAGATGGGCCCTAGAAAGCCC
CGGGGGCACAAGGCTTGGTCTGACTTTACTGTGACTTTAACTAACTTACACATGCA
AGTATCCGCCCCCTGTGAAGATGCCCCACAACCTCCTGCTTGGGAACCTAGGAGCGGGTAT
CAGGCACAAGCCAGCTAGCCCACGACGCTTGTCTAGCCACACCCCTCAAGGGACCTCAG
CAGTGATAAATATAAGCCATAAGTGAAGCTTAACATCCACCTAGAGGAGCCTGTTCTFA
GAACCGATAAACCCCGTTAAACCTCACCTCTCTTGTTTTATCCGCTATATACCACCGT
CGTCAGCTTACCCTGTGAAGGATTTACAGTAAGCAAAAATGGCACAGCCCAAAACGTCAG
GTCGAGGTGTAGTGAATGAGGGGGGAAGAAATGGGCTACATTTGCTAAGTATAGCAAACA
CGAATGTTGCATGAAACATGACGCTGAAGGAGGATTTAGCAGTAAGCAGGAAGTAGAGC
GTCCCGCTGAAACTGGCCCTAAAGCGCGCACACACCGCCGTCACCTCCCCAAGCCCCC
TGAATAACTTAATTAAGGCCAACAACCCCGAAGGGGAGGAAAGTCTAATGTTA
GTGTACNGGAAGGTGTAATTTGGAAAAATCAGAGCGTACCTAAGATAGATACGATCTCA
CTTACACCGAGAAGACGTCCTGCAAGTCCGATCGCCCTGACGCTTATAGCTAGCCCCA
CCCTTAAACACAACAAACCCCATTCATAACCCCTAAAGCAGCAAAACCCACGTAAGCTA
AACCATTTCCCTTAAAGTCCAGCGATTAAGAAAGGAAATTTGGAGCAATAGAAAGGT
ACCGCAAGGGAAGCTGAAAGAGAGATGAAAAAGCCAGTAAAGCTTAGAGAAAGCAGAGC
TTAAAGCTCGTACCTTTTGCATCATGATTTAGCTAGCACTTtCAAGCGAAGCAAGAgAAC

CTAAAGTTTGTAAACCCCGAAACTGAGTGAGCTACTCCAAGACAGCCTATTTATAGGGCGA
ACCCGCTCTGTGGCAAAGAGTGGGAAGAGCTTTGAGTAGAGGTGACAAAACCTACCGAA
CTTAGTTATAGCTGGTTGCGTGAATTGAATGAAAGTTCAGCCCCCTGGATTCTCCACT
CATGCACTTTATTTAACCTTCAGACGCAATGAGAAACCAGGGGTGTTAGTCAAAGGGGG
TACAGCCCCCTTTGAAACAGACACAACCTTCCAGCAGGATAAAGATCATATTTCAAATAA
GGACAGATGTTTTAGTGGGCCTAAAAGCAGCCACCTTAACAGAAAGCGTTAAAGCTCAA
CATGAAGCCCTCCCGTTATACCGATAACCTTATCTTAATCCCCCACATTTAACAGGCCCT
CCTATGCATCACATAGGAACGACTATGCTAATATGAGTAATAAGAAAGTATAACCACTTT
CTCCTTGACATGTGTAATCGGAACGACCCCCCACCGAATCTAACGGAAATACCCCC
AGCTAAGGGCCTGAACATAAAGGAACCTGCCTTGATGTCTTCGGTTGGGGCGACCATGGG
GAATACAAAACCCACGCTGAAAGGGAGCACACCCCTAAGTTACTTCTTCTCCCGCAAG
CCAGAGCAACAGCTCTAACAAAGCAGAAATTTCTGACCAACTGATCCGGTAAAACCGATCA
ACGAACCAAGTTACCCTAGGGATAACAGCGCAATCCCCCTTTAGAGCCATATCGACAAG
GGGGTTTACGACCTCGATGTTGGATCAGGACATCTAATGGTGCAGCCGCTATTAAGGGT
TCGTTTTGTTCAACGATTAAGTCTTACGTGATCTGAGTTCAGACCCGGAGTAATCCAGGT
AGTTTTCTATCTATGACATGATCTTTTCTAGTACGAAAGGACCGAAAAGAGGGGCCATG
CTAAAGTGACGCCCTACCCCACTAATGAAAAAATCTAAACTAGACAAAAGGGCATAAC
CATTTTGTGGAGATAACAGCAAGTTGGGGTGGCAGAGCCCGGCTAATGCAAAAGACCTA
AGCCCTTTCACAGAGGTTCAAGTFCCTCTCCTTAACATGATTTC AACCTCATACGCA
TATTTAACCCTAGCCTTCATTTGCCGGTTTTGCTAGCCGTAGCATTCCTAACCT
CCTTGAACGGAAAGTGTAGGCTATATACAACACGAAAGGGCTAACATCGTTGGGCC
TTACGGCTCCTTCAACCCATCGCTGACGGCGTAAAGCTATTTATCAAAGAGCCCGTTCC
CCCTTCGACTGCGCCGCTGTTTCCCTCGTAGCCCCATGCTCGCACTCACATAGC
ACTTACACTCTGAGCCCCATGCCTTTCCCTACCCTGTTATTGACCTAACCTAGGCAT
TTGTTTTATCCTAGCATTATCCAGCCTTGACGTTACTCCATCCTTGGGTGAGGTGGGC
ATCTAATTCAAAGTATGCATGGTAGGAGCGCTACGGGCTGTTGCCGAGCAATTTCTTA
CGAAGTAAAGCTCGGACTCATCTTACTTAACATCATTATCTTTACCGGAGGTTTACGCT
CCAGACCTTTAACACGGCCCAAGAGGCTATTTGACTGGTAGTACCCTGTTGACCACTGGC
TGCTATATGATACATCTCCAGCCTTGCCGAAACAAATCGTGCACCCCTTCGACCTAACAGA
GGGGGAGTCGGAGCTGTCTCAGGCTTCAACGTAGAGTACGCCGAGGGCCTTTCCGCTTT
ATCTTTTTTAGCCGAGTACTCAACATCCTCCTAATAAATGCTCTATCCGCAACACTATT
CTTAGGCGCCTCCACATTCATCCATCCCCGAATTGACTAGCATCAATATTATAACTAA
AGCAGCTCTTCTCTCAGTAGTCTTCCTCTGGGTCCGAGCCTCATACCCCGATTCCGTTA
TGACCAGCTTATGCACCTCATTGAAAGAACTTTCTTCCCTGACGCTAGCGCTAGTTAT
TTGACACTTAGCGTCCCTATTGCAATTTGCTGGCCTCCACCACAACCTGTAAGCGGGGA
GCTGTGCCTGAATTTAAAGGGCCACTTTGATAGAGTGAATCATGGGGTTAAAGTCCCC
CAACTCCTTAGAAAGAAGGGGATCGAACCAACCTGAAGAGATCAAACCTCTTCGTGCTT
CCTCTACACCACTTCCTAGTAAAGTCAAGTAAAAAGCTCTTGGGGCCATACCCCAACCA
GTAGGTTAAACACCTGCCTTTGCTAATGAACCCCTACATCTTGACCACCTCTTATTG
GTTTGGGCCTAGGTACAACACTCACATTTGCAAGTTTCGCACTGACTTCTCGCTGAATGG
GCCTCGAAATTAACACACTGGCCATTATTCATTAAATGGCTCAACATCACACCACAGG
CAGTAGAAGCTACTACTAAATATTTTTAGCACAAAGCCACAGCAGCCGCCACCCTCCTAT
TTGCTAGCACCAACAGCCTGACTTACCGGCCAGTGAACATCCAACAGATGACCCACC
CACTTCCACCACAATAATTTGATTTGCCCTAGCATTAATAAATTTGACTGGCACCCATGC
ACTTTGACTCCCAGAGGTTCTTCAAGGTCTAGACCTTACCACGGTCTCATCTATCAA
CCTGGCAAAGCTTGCACCTTTTGTCTTTTGTCTTCAAAATTCAAAACCAACCCACAC
CTCTGATCATTATTTGGCTTGTCTTCTGCCCTTGTGGGGGGTGAAGGGGCTTAACAAA
CTCAGTACGTTAAATCCTTGCCTACTCATCGATTGCACACCTGGGCTGAATGATACTTA
TTCTTCAATTTTACCCTCCTCAGTCTGTTAAAGCACTCGCAATATCGTGAGCAAAAAC
TCCCGCTTTACAGCCCTAGCGCCTCTGTTTTACTTTCACTCGGTGGCCTTCCCCACT
CGCTGGCTTCATGCCAAAATGATTCATCCTTCAAGAACTAACCAACAAGACCTCCCAGC
ACTTGTACCATCGCTGCATTGACTGACCTGACCTTTTAAAGCCTTTACTTCTACCTACGCTCT
ATATGCAATGACCCTAACATGTTCCCTAACAACTCGTGGTGTACCCCTGACGATT
TTACTCCCTCAATTCACCTCCCCCTCGCCGCTCAACTGCAGCAACTACCCTTCTTCT
ACCCTAGCCCTGCTGCCGTTGCACTCCTCATCACTTAGGACTTAGGCTAGCAATTAG
ACCAACGGCCTTCAAAGCCGTCAGCGTGAAGTAAATCTCTCAGTCCCTGTTAAGACTTG
CGGGACATATCCACATCTTCTGCATGCAAAGCAGACACTTTAATTAAGCTAAAGCCTT
TCTAGATAGGAAGGCCTTGATCTTACAAAATCTTAGTTAACAGCTAAGCGCCCATCCGG
CGAGCATCTACTACTTTTCCCGCTAGTTTAGTAACATAAAGCGGGAAAAGCCCGGC
AGACGATTAGTCTGCTTCTTAGATTGCAATCTAACATGTAACACCCAGGGCTTGATA
AGAAGAGGGCTTGCACCTCTGTCTATGGGTCTACAATCCACCGCTTAACCTCAGCCATCCT
ACCTGTGGCAATCACACGTTGATTTTTCTCGACCAATCACAAAGACATCGGCACCCCTTA
TCTCGTATTGGTGCCTGAGCCGAATAGTGGGACGGGCCTAAGTCTGCTCATTGGGC
AGAGCTAAGCCAACTGGGCTCTCCTGGGAGACGACCAAAATTTATAAGTAAATCGTCAC
CGCACACGCTTTGTAATAATCTTCTTTATAGTAATACCAATTATGATGGAGGGTTGG
AAACTGACTTATCCATTAATAATTTGGGGCCCCGATATGGCCTTCCCTCGAATAAATAA
TATGAGCTTCTGACTTACCCCATCTTCTGCTTCTCTGGCCTTTCAGGTGTTGA
AGCCGGGGCGGGAACAGGGTGAACCGTATACCCCCATAGCTGGAAACCTAGCACACGC
TGGGGCATCCGTAGACCTACAATTTCTCTCTCCACCTTGGCGAATTTATCAATTTCT
AGGGGCAATCAACTTCACTACTACCATCATCAACATGAAGCCTACAGCAGTCACTATGTA
CCAAATCCCCTATTGTTTGGCCGCTACTAATACCAGCCTTCTTCTTCTTCCCTTCCCT
TCCCGTTTTAGCCGCTGGCATTACAATGCTACTAACAGACCCGCAACCTAACACACACTT
CTTTGACCCTGCTGGAGGGGTGACCCCATCTCTACCAACACCTATTCTGATTTCTTGG
CCACCCAGAGGTATACATTTAATTTCTCCAGGCTTCGGGATGATTTCTCACATCGTTGC
ATACTATGCAGGTAAAGAAACCCCTTTGGCTATATAGGAATAGTCTGAGCTATGATGGC
TATTTGGACTCCTGGGCTTCAATGTTCTGATGGAGTAAATCTGACATTTCTTCCCCAACACT
CCTTGGCTGCGCAGGTATACCTCGACGGTATTCAGATTACCCTGATGCATATACCCCTTG
AAATACGTCTCATCAATCGGGTCACTAATGTCCCTTGTGCTGTGATTTATTTTAT
TATTTTGTGAAAGCATTACTGCCAACGAGAAGTCCGGGCGAGTGAACCTAACCTAAC

CAATATTGAATGACTTTACGGCTGCCCTCCACCTATCACACATTTGAAGAGCCCGCATT
CGTTCAAGTTCGTATAAATTCGAACGCTAACGAGAAAAGGGAGGAGTTGAACCCCATCA
ATTGGTTTCAAGCAACACACATAACCGCTCTGTCACTTCTTCCACAACACACCAATAAGA
TACTAGTAAAACGTTATAACACTGCCTTGTCAAGGCAGAATTGTGGGTTCAACCCCGCG
TATCTTAAACGCAATGGCACATCCATCACAACCTGGGATTTTCAGACGCAGCTTCCCCCT
AATAGAAGAACTACTTCCATCCATGATCAGCCTTAATAATTGTATTCTCATTAGCAC
GATAGTACTATATATTATGTGGCAATGGTCAAGCCCAACTAACCCCTGGACAATTCCGACTACT
AGACTCTCAAGAAATTGAGGTTATCTGAACAGTTCTCCAGCTATTATTCTCATCCTCAT
CGCCCTCCCATCACTCCGAATTTTATATTTAATAGACGAAATTAATGACCCCACTGAC
AATTAAGCCTTGGGCCCAATGGTACTGAAGCTACGAATACACAGACTACCAAGACCT
CGGTTTTGACTCATATAATAATCCCAACTCAAGACCTAACCCCTGGACAATTCCGACTACT
AGAGGCAGACCATCGAATGGTAATTCCTGTAGAATCCCAATTCGAGTTCTTATCTCAGC
TGAGGATGTCTTACACTCCTGAGCAGTCCCCTCCCTGGGCGTAAAAGTAGACGCGTACC
TGGACGGTTAAACCAAGCAACCTTTATTGTTAGCCGACCCGGCGTGTCTACGGCCAATG
CTCTGAATTTGGGGAAACCATAGCTTTATGCCCGTCTGTAGAGGCAGTCCCACT
TGACCCTTTGAGAACTGGTCTTCGCTAATAATTGAAGACGCCCTCGCTAAGAAGCTAATA
AGTACAAGCGTTAGCCTTTAAGCTAAAGACTGGTGCCTAACAACACCCCTTAGCGACAT
GCCTCACTGAACCCCGCACCCCTGATTGCAATTTGGGTTTCTCTTGAATAATCCTTTT
AATGTCAATTTCCCAAAAGTTTGTAGCTCATACCTACCTAATGAGCCAACCTCCAAAAG
CACAAAAAACCTAAAACAGAACCCTGAAACTGACCATGATACTAAGCTTCTTTGATCAA
TTTATATCCCGGTATTCTGGGTATTCCACTAATTGCACTCGCAATTACCCTGCCCTGA
ACACTCTTCCCGACCCCGTGTCCCGCTGACTAAAACAACCGCCTAATCTCACTTCAAGGA
TGATTTATTAGCGCTTACCTCACAACCTTCTTCCCGCTAAACCCCGGAGGGCACA
TGAGCACTTCTATTTGCCTCACTGATGCTCTATCTCATTTCTATTAACATGCTTGGACTC
CTTCCGTACACCTTACACCCACAACGCAACTTCACTTAACCTCGGCCCTCGCAGTTCGG
CTCTGATTAGCAACCGTCAATATCGGGATGCGAAACCAACCAACAGTTGCTTTAGGCCAC
CTTCTCCAGAAAGGAACTCCACCCCTCCTAATCCCTGTACTAATCATCATCGAAACAATT
AGCCTATTATTTCGACCTCTCGCTCTTGGTGTTCGACTTACAGCAAACCTCACAGCGGGC
CACCTGCTTATTCAACTCATTGCAACAGCTGCCTTCGTCTTCCCGCTTATGCCCGTT
GTTGCTATTTAAACAACAAGTCTTTTCTGCTTACTCTACTAGAAGTAGCAGTTCGCT
ATAATTCAGCCTATGTCTTTGTATTACTCCTAAGCCTTACCTACAAGAAAACGTTCTAA
TGGCCCATCAAGCACACCATAACCACATAGTCGACCCTAGCCCATGACCCCTCACGGGG
CTATTGCTGCCCTATTGATAACATCTGGCCTTGCTATCTGATTCCACTCCACTCCACAA
CCCTTATAACTATCGGAACAGTCTTCTTATTTAAACAGTCTTCAATGATGACGTGATG
TCGTTCCGAGAAGGCACATTTCAAGGACACCACACTCCTCCCGTTCAAAAAGGCCTCCGAT
ACGGAATAATCTTATTTTATACCTCAGAAGTCTTATTTCTTCTTAGGTTTCTTCTGGGCAT
TTTACCCTCAAGCCTGGCACCCACCCCTGAAC TAGGTGGCTTCTGACCACCAGCAGGCA
TCACCCCTTTGGACCCATTTGAAGTCCCACTTCTAAACACAGCAGTTCTACTTGCCTCTG
GGTAACCTGTACATAGGGACATCATAGCATCATAGAGGTAACCGGAACAAGCAATTC
AATCCCTCGCCCTAACAATCCTACTCGGGGATACTTCACTTTCTTCCCAAGGCCTGAGT
ACCACGAAGCCCTTCACTATTGACAGCGGGGTTACGGTGCCACATTTCTTGTGCCA
CCGGCTTCCAGGACTTACAGTCTTAGTTGGCTCCTCTTCTTAGCCGTTTGTCTACTAC
GCCAAATTCACACACTTTTACATCAGACACCACACTTTGGATTGAAGCAGCCGATGAT
ACTGACACTTTCGTAGCCTGCTGACTTCTCCTCTATATCTCTATTTACTGATGAGGAT
CTTAATCTTCTAGTATCAAATCTAGTATAAGTGACTTCCAATCACCTGGTCTTGGTTAA
AATCCAAGGGAAGATAATGAGCCTTCTTCAACCATCATTAACAATTACCGCCCTCCTCTC
AAGGTACTTGCATTTGTGCTTTCTGACTTCCCAAAATACACCCGACCATGAGAAACT
CTCACCATACGAATGTGGCTTTGACCCCATAGGTTCCGCCCCACTACCTTTCTCCTCAG
ATTTTTCTCATCGCAATCCTCTTCTTCTCTCGACTTGGAGATTGCTTCTTACTTCC
CCTCCCTGAGGGGACCAACTAGCATCCCCGCTACTTACATTTACTTGGACTACAGCCGT
CCTATCCCTTCTGACCTTGGCCTCATCTACGAATGAATACAAGGAGGCTTAGAATGAGC
TGAATAGGTGGTTAGTCTAAGAAAAACATTTGATTTCCGGCTCAAAAACCTTGGTTTAAA
TCCGCAACCGCTTAATGACCCCAACACTTTGCTTCTCCTCAGCCTTTTTTCTAGGTT
TAACAGGCCTGGCATTCCACCGGTTCCACCTCCTCTCCGCCCTACTGTGCCTTGAAGGGA
TAATACTATCCCTATTGTTGCCCTCTCTATGAACCTCCTCACTGGACTCACTAAT
TTTCAGCATCTCCCATGCTCCTCCTTGCATTTTCAGCCTGCGAAGCAAGCGCCGGCTCG
CCCTTCTAGTTGCCACTGCCGAACCCACGGGACCGACTGCAAAGCCTAAACCTCC
TCCAATGCTAAAATTTCTAATCCCAACATTTATGCTAATCCCAACAGCCTGACTACTCAA
ACCTAGCTGGCTGTGACCATGACTTTATATATAGCTTCTGCAATTCCTAATAGCCT
CTCATGACTAAGAACCCTCTCAGAGACCGGCTGATCCTCACTCAATCTGTTCATGGCCAC
CGACTCCCTGTCAACACCCTCCTCGTCTCACATGCTGGCTTCTCCATTGATAATTTT
GGCAAGCCAAAAGCATACAGCTTCTGAGCCCTCGGCCGACAAGTATATACATCACACT
CCTCGCCTCACTCCAATTTTTCTAATCTTAGCATTTAGCGCCACTGAAGTAGTAATATT
CTACGTAATATTGAGCTACTCTCATCCCCACCCTTATCATTATTACCCGCTGAGGTAA
CCAAACCGAACGCTAAATGCAGGGACTACTTCTCTTCTACACCCTGGCGGGCTCACT
TCTCTTCTTGTGCCTTGTCTTACTCCGAAACATCCGGAACCTCTCTCATTATTGAC
CCTCCACTACGGGGACCCCTAGCCCTATCATCCTATGCAGACAAATTTGGTGGAGCGGG
CTGTCTTTGGCTTCCCTAGTTAAGATAACCCTTATGGCGTTTCACTCTGGCTCCCTAA
AGCACAGCTTGAAGCCCAATTCGAGGCTCCATAATCCTTGCAGCTGTCTACTTAACT
AGGGGGTTACGGCATAATTCGCATAATAACAATACTAGAGCCTTAACATAAAGAAATTAAG
CTACCCATTCATTGTCTTTGCACTCTGGGGTGTGATCATGACGGGCTCAATTTGTCTACG
CCAAACAGACCTTAAGTCCCTAATGGCTAATTCATCTGTCAAGCCATGGCCCTCGTAGC
TGGAGGGATTCTCATTCAATCACCCCTGAGGCTCACAGGAGCACTTACACTTATAATTGC
ACATGGCCTCACCTCCTCAGCCCTATTCTGCCTCGCAACACAACCTATGAGCGGACTCA
CAGCCGTACAATGGTCTGGCACGAGGACTTCAAGTGGCTTTACCCTAATAGCCACTTG
ATGATTTATCTTAGTCTGGCCAACTCGCCTTGGCACCCTGCTAACCCTCATGGGGGA
GCTCATAATTACTTCTCTTTAGCTGATCCTGGTGAACCTGGTATTAACAGGTTCT
TGGCACTCTTATCACAGCGGTTACAGCCTCTACATATCTTAATAACTCAACGAGGCC
TCTCCCAACATGTAATTGCACTTGAACCATCACACACCCGAGAGCATCTTCTTATTGC

ACTTCATCTTATCCCTCTTATTCTCCTCGTGCTTAAGCCCGAGCTAATCTGAGGTTGAAC
TGCCCTGTAGGTATAGTTTTAACAAAAACATTAGATTGTGATTCAGAAAATAAGGGTTAAA
ATCCCTTTTCCACCAGAGAGGCTCGCAGCAATGGGAAGTGCATTAATCCACGACCTTG
GTTGGACCCCGAGGCTCACTCGAAGGGCTCCTAAAGGATAACAGCTCATCCGTTGGTCTT
AGGAACCAAAAATCTTTGGTGCAAAATCCAAGTAGCAGCTATGCACCCACCTCCCTAATG
ATCTCATCAAGCTTGGTTACAATCTTTGCATTACTAGCCTACCCCTGGTCACCACAATT
CGTCCAACACCCCGGGCCCTCACTGGGCAACATCCCATGTCAAACAGCTGTAAAAATA
GCTTTCTTTGTTAGCCTTTTACCCTCGTCTGTTTCTTAATGAAGGTGCAGAGACGATT
GTACTAATTGAACCTGAATAAATACAAACACGTTCAACATCAACATTAGCCTAAAATTT
GACTTTTATTCAATCATTTTTACACCAATCGCCCTTTACGTCACTGGTCTATTCTAGAG
TTTGCATCATGATATATGCAGCGGACCCACAGTAAACCGCTTTTTCAAGTACCTTCTG
ACATTTCTAATTGCCATGATCATTTCTAGTAACCGCAAACAACATATTTCAACTCTTTATC
GGTTGGGAGGGTGTAGGAATCATGTCGTTCCCTCCTCATCGGGTATGGTACGGACGGGG
GACGCTAACACTGCAGCACTCCAAGCAGTACTGTACAACCGAGTCGGGGATATTGGGCTT
ATCTTCGGCTTGGCTTGAATAGCAACAACCTAAATTCCTGAGAAAATACAACAATTTTT
gCGACCTCCAAGACATGGACTTAACCTTACCCGCTCCTGGACTAATCGTCGACGCACT
GGGAAGTCAGCCAGTTTGGACTCCACCTTGGCTACCCCTCGGCCATGGAGGGTCTTACA
CCGGTATCTGCCTACTTCAATCTAGCACTATGGTGTGTGCGGCATTTTCTGCTGGTG
CGAATAAGCCCTTCTGGAAGATAAACCCGACCGCCCTTACAACCTGTCTTTGCTCGGT
GCCCTTACGACACTATTTACTGCAACTTGTGCCCTCACCCAGAAaTGATATTAAAAAAAT
CGTTGCATTTCTACATCCAGCCAACCTCGGGCTCATAATAGTAACCATCGGCCGAACCA
GCCACAACCTAGCATTTCTTACATCTGCACACACGCTTCTTTAAAGCCATACTATTTCT
TTGCTCGGGGCTTATTTACAGCCTAAACGACGAGCAAGACATCCGAAAAATAGGCGG
CATGCACCACCTTGCACCTTTTACATCATCTTGCCTAACAAATCGGCAGCTCGCACTCAC
AGGAACCCCTTCTTAGCCGGTTTCTTCTTAAAGATGTATCATCGAAGCATGAACAC
ATCCCACCTAAACGCCTGAGCCCTAACCTTACCTGTGGCCACATCTTTCACAGCAAT
CTATAGCTTCCGAGTAATTTTGTACCCTAGGGCCACCCCGGATTTAGCCCTTAAAT
CCCCATCAACGAGAACAACCCAGCAGTAATTAACCCACTTAAACGACTAGCATGGGGCAG
TATCATTTGCAGGACTACTAATTACCTCGAACATTAACCCCTTAAACACCTGTTATGTC
TATGCCTCCCTTCTTAAACTAGCCGCTCGCAGTTACAATCCTGGGCTACTTATTGC
TATAGAACTCGCCATGCTAACCAACAACAGTTCAAGTCAACCCCAATCTTAAACGTACA
TAACTTCTCCAACATGTAGGCTTCTTCCCGCCGTTGTACATCGCCTAACCCCTAAGTT
AGGCCTAGTTCTCGGCCAAGACATTGTAAACCAGATAGTAGATCAGACCTGACTAGAGAA
AGCAGGCCCAAGGCCATTGTATCCTCTAACCTCCCCCTGGTTTCTTACAAGTAATAT
TCAACGAGGAATAATAAAAACGTAACCTAATCTTTTCTTTTAAACACTAGCCCTTAAAT
CCCAACACTCATCCCTTAAACCGCTCGCAACGCCCCCTCGGCTTAAACACGAGTTAACTC
AAGGACTACAAAACAGGTGAGAAAGCAACCCACGCACTAATAATTAATACACCCCC
AGAAGAGTATATTAAGCCACCCCTCCAATATCACCCGAAACACGGAGAATTCGGCCAA
CTCATCTACTAGAACCACGACTCATATCACCCACCTCAGAACAACCCAGAGACTAA
GACTACCCCTCCACGTAACAACCCCGTATACCATTACCGACCGACTACCCAGCTCTC
AGGGTATGGCTCAGCGGCTAACGCGCTGAATATGCAAAATACAATAACCTCCGCCCCA
GTAAATTAGGAAAAGAACTAAGGACAAAAAGGGCCCCCATGCCCCGACTAATACACCACA
CCCCATGCCAGTACAACAACCCAAAGCAGCAAAAGTAGGGGGACGGGTTAGAAGC
AACTGCAACTAACCCCAATACAAGAGAAAAATAAACTAAATATATAACAAAAGTCATAAT
TCCTGCCAGGACTTTAACAGGACTAATGGCTTGAAAAACCCGTTGTATTCAACTAC
AAGAACCCTAATGGCCAACTCCGTAATCCCACCCCTTCTTAAATCGCAAACGATGC
TTTAGTCGATCTCCAGCCCTTAACTATCACTCTGTCTGATGAACCTTGGGTCCTCTT
AGGACTCTGTTTAGTGACTCAAATTTGCTACCGGCTTATCTTTAGCCATGCACTATACATC
TGATATTGCTACTGCCTTCACTCCGTTGCACACATCTGCCGGGACGTCACCTACGGCTG
ACTTATCCGAAGCATTCATGCCAACGGCGCATATTCTTTTTCATTTGCATCTACCTTCA
TATCGCCGAGGCTCTACTATGGCTCTTACCTTTATAAGGAAACATGAATATCGGAGT
TGTCTACTGCTTCTCGTAATATGACAGCCTTCGTTGGCTACGTCCTCCCTTGGAGACA
AATGTCATTTTGGAGTGAACCGTCATCACTAACCTTTTATCTGCCGTCCTTATGTCGG
AGGCACACTTGTCCAGTGGATTTGAGGTGGCTTTCTGTAGACAAATGCAACCCCTACCCG
GTTCTTTGCATTTCCACTTCTCTTCCATTTATCATTCGGCCGCAACGGTGATCCACCT
ACTCTTTCTTACGAAACTGGTTCAAATAACCCACCGGACTCAACTCAGACTCTGATAA
AGTCCCTTCCACCCCTACTTACATACAAGACCTCTTAGGCTTCGCAGTCCCTCCTCAC
TGCACTGGCTTCACTCGCCCTATTTTCCCAAATCTTTTAGGAGACCCAGACAACCTCAC
GCCTGCAAAACCGCTCGTCAGCCGCCACACATCAAGCCAGAGTGATACTTCTCTTTG
CTACGCCATTCTCCGCTCATGCTCCCAACAAGCTTGGCGGCTACTTGCCTTTTATTCTC
TATCCTCGTTCTCATGCTCGTCCCTTTCTCCACACTTAAACAACGAAGCCTGATATT
TCGCCCTGTAACCAATTCCTGTCTGGTCTCTAGTAGCTGACGTAATAATTCGACCTG
AATTGGAGGAATGCCGTAGAACACCTTTTCGTTATCATCGGACAAGTAGCATCTCTCAT
CTACTTCTCCCTTTCTTAGTCTGATCCCAACTGCAGGCTGAATGGAAAAATAAGTCTC
TGGATGAAAATGCACTAGTAGCTCAGCGTCCAGAGCCCGAGTCTGTAAACTGACCGTCCG
GAGGTTAAAATCCCCCTACTGCTTCAAAGAAAGGAGATTTCAACTCTACCCCTAACTC
CCAAAGCTAGGATTTCTAGCATTAACTATCTTTGCGCGTCAAACATGTACATGAAAGCT
TTCATGTACATGTATGTATAACACCATATATTTATAGTAACCACTTTATATAATGAAC
AGGACATTCATGTATAATAACCTAATCTAGTAATATAGCACTCAGGACATATTTTAAAC
TAAGAAAATACTAGAACCCTAACGAAGCACTAACTTCACATAGTATACTCCAGGACAGT
CGAAATTTAAGACCGAACACAACACTCATCAGTCGAGTTATACCAAGACTCAAATCCCT
TCAAGTCAAACCGTATGTAGTAAGAGCCTACCAACCGGTGATTACTTAAATGATAACGGT
TATTGAAGGTGAGGGACAAAATTTGGGGGTTTCACTCCGTGATTTATTCTGGCATTT
GGTTCTACTTCAAGGCCATAAATCGATTTATTCCCCACACTTTCATCGACGCTTACATA
AGTTAATGTTGATAATACATACGACTCGTTACCAGCAAGCCGGGCTTCACTCCAGCGG
GTAAGGGGTTCT

>*Solea vulgaris* 13420 bp
GCTAGCGTAGCTTAACTAAGCATAACACTGAAGATGTTAAGATGGCCCTTAGAAAGGCC

CGCAAGCACAAAGGCTTGGTCTGACTTTATTGTCAGCTCTAGCTATACTTACACATGCA
AGTCTCCGACCCCGTGGAGAATGCCCCGCTCCCTTATGAGAAGCTCGGAGCAGGTATCA
GGCACACCCCTAGTAGCCACGACACCTTGCCTTAGCCACACCCCAAGGATTTTCAGCAGT
GATAAATATTAAGCCATAAGTGAAGTAACTTACTTAATTAAGGCCAAGAGAGCCGGTAAAA
CTCGTGCCAGCCACCGCGGTGAGACGAGAGGCTCAAGTGAACAACcGGCACAAAGCGT
GGTTAAGGAATTTTACAGACTAAAGTAAACGCTTCCAAGCTGTATACGCACTCGAAA
GTATGAAATTCACCCAGAAAGTAACTTTAACACCCCTGAACCCACGAAAGCTAAGGAAC
AACTGGGATTAGATACCCACTATGCTTAGCCATAAACATCGATCTTTACACAAAATC
CGCCCCGGAACACAAACACGAGTTTAAACCCAAAGGACTTGGCGGTGCTTAACATCCA
CCTAGAGGAGCCTGTTCTAGAACCATAACCCCGTTTAACCTCACCCCCCTAGTCTAA
AACCGCCTATATACCACCGTTCGCCAGCTTACCCTGCAAAGGCCCAAGTAAGCAAAAAT
AGCACTGCTCAGAACGTCAGGTCGAGGTGAGCGCATGGGGGGGAAGAAATGGGCTACA
TTTCGCTACCCCTAGCGTATAACGAATGACTGCGTTGAAACACGCGTTTGAAGGAGGATTT
AGAAGTAAGCAAAAATAGAGTGTGTTGCTGAAACATGGCACTAAAGCGGTACATACCG
CCGCTCACTCTCTCTGAAATTTACCTTATTTTATGTATATAACACACATCCTAAATAGAG
GAGAGGAAAGTCGTAACATGGTAAGTGTACTGGAAAGTGCCTGGATAATCAGAGTATA
GCTAAATAGTATAGCATCTCCCTTACACTGAGAAATCATTCGTGCAAAACCGAATTACCCT
GACACCAGCAGTACGCCCAATATTTAAAAACAACAATCATTATAAATAACCCCTAAA
ACACCCAAAGCAATTAACCAAAACCTTTTACTCTAGTACGGGAGACGAAAAGGACAA
AAAGGAGCTATAGATAGAGTACCGCAAGGGAACGCTGAAAAGAGATGAAAGAGCCAGT
TAAGACCATCAAAGCAGAGATTAATCCCTGCTACCTTTTGCATCATGATTTAGCTAGAAAA
TTCAAGCAAAGAGCCCTTTAGTTTGAACCCCGAAACTGAGTGAAGTACTCCAAGACAGC
CTATTAATTAGGACACACCGTCTCTGTGGCAAAGAGTGGGAAGAGCTTTGAGTAGAGG
TGACAGACCTACCGAAGTCAAGTATAGCTGGTTGCCTGTGAATGAATATAAGTTCAGCC
TCCCAGCTCTTAATTCACAAATACCTTTGTGACCAAGGATTCGAAGAACCGGAGAGAT
TAGTCAAAGGGGGTACAGCCCTTTGAAACAGACACAACCTTTTATAGGAGGGTAAAGATC
ATACTATTTAAGGAAATTTGCCCTGGTGGCCCTGAAAGCAGCCATCTAACAGAAAGCGT
TATAGCTCAAGCATCCTTCTACCCTAAGATTAGATAACTCTATCTTAACCCCTTATCT
TACCAGGCCCTTCTATTTACATAGAAGAGACTATGCTAATATAGTAAAGAAAgACAC
CATCTTTCTCACAGCATACGTGTAATCGGAACGGACCCCGCCGAAAATCAACGGACC
CAACCAAAGAGGAATTTGAAAAAACAACAAACACCCAGAAAAACCTTCAAATATACCGT
TAATCCCAACAGGCATGCATTTAAATGAAAGACTAAAAGATAAGAGAAGGAACTCGGCA
AAACCTAACAAAGCCTCGCCTGTTTACCAAAAACATCGCCTCTTGACCACCAAAAATAAG
AGGTCCTGCCTGCCAGTGACACAAGTTTAAACGGCCGCGGTATTTGACCGTGTAAAGT
AGCGCAATCCTTGTCTTTTAAATGAAGACCCGTATGAATGGCAAACGAGGGCTTAAT
GTCTCCTCTATCCAGTCAATGAAATGATCTCCCGTGCAGAAAGCGGGGATACCACCATA
AGACGAGAAGACCTATGGAGCTTTAGACAACAATTCAGCCCGTCCCAAAATTTAAATA
AACGAACACACTTAACGGCCCTGTATTAATGTCTTCGGTTGGGGCGACCGCGGGGAAAT
ACAAAACCCCATGTGGAATAAGAGCACTTAACCCCTTCACTCCTGCTTTAGAAACTA
GAGGGACACCTTAATTAACAGAACTTCTGACCTTAAATGATCCGGCCTGCCGATCAGCG
AACCAAGTTACCTTAGGATAAACAGCGCAATCTCTTTTAGAGCCCATATCGACAAGGGG
GTTTACGACCTCGATGTTGGATCAGGACATCTAATGGCGCAGCAGCTATTAAGGGTTCG
TTTGTCAACGATTAAGTCTTAACTGATCTGAGTTTACAGCCGAATAATCCAGGTCAGT
TTCTATCTATGTACAACTTTTCTAGTACGAAAGGACCGAAAAGAGAGGCTATGCTA
ATGGTAAGCCTCACCCCAACCTAGTGAAGAAATCTAAACTAGATAAAGGGGGTAAACCT
ACGTTAGAGAAAATAACATGTTTCAAGGTGCGAGCCTGGTACTGCAAGAGACCTAAAATC
TCTCTACGGAGGTTCAAATCCTTCCCTCACTGTGATCTAACCCCTAATACCCTACCTC
TACACCCTTTGACCATAAATTTGCCAGTACTCCTAGCCGTCGCCCTTCCCTACCCCTCCTGG
AACGAAAGACAATCAGTTATATACAACGCGAAAGGGCCAAATATCGTGGACCCATG
GACTGCTCCAACCAATCGCCGACGGCATTAACATATTTATTAAGAACCCTTCGTCTCT
CCACAGCATCTCCCTCATATTTATCTCGCACCAGTTCTAGCTCTGACTCTTGCTCTTG
CCCTCTGACTTCTATACCCCTCCCTACCCCTATTTGATCTTAACCTAGGAATTTTAT
TTGTCTCGACTCTCTAGCCTAGCTGTCTACTCAATTTAGGGGCGGATGAGCCTCTA
ACTCGAAATATGCCCTCATTGGAGCCCTACGAGCCGTAGCACAAACTATCTCCTACGAAG
TGAACCTTGGACTAATCTAATCTCCGTCACCATATTTGTGCGGAGAATTCGCACTACAAA
CTTTTGGCACACTCCAAGAGGATACATGGATAATTTTACCTCTGTGACCCCTAGCCGCA
TATGGTTTATTTCAACATTAGCAGAAACCAACCGTGCACCCCTTTGATCTCACTGAGGGAG
AATCAGAACTAGTATCGGGATTTAAGCTTGAATATGCAGGAGGGCCCTTTGCCCTGTTCT
TTCTTGCTGAGTACTCCAACCTCCTCCTAATAAATACCCTTCCGTTATTTGTTTGTAG
GTGCTCTCATATAAACCCGCTTCCCTGAACTAACCACTATTAATATTAATAATTAAGCAG
CCCTTTTATCTGTAGTCTTTCTCTGAGTTCGAGCATCCTTCCCCCGGTTTCGTTATGACC
AACTAATGCATCTAACCTGAAAAAATTTCTTCCCTAACATTTGGCAATGATTGTATGAA
ACTTAGCCATCCCCATTGCATTCGCGGATTTGCCCCGCGAGCTTAACAAGGAGCTATGC
CTGAACATAAAGGGCCACTTTGATAGAGTGAACCATGGGGGTTAAAATCCCCCTAACTCCT
TAGAAAGAAGGGAATGAAACCTTACTGAAGAGATCAAAACTCTTCGTGCTCCCTTACA
CCACTTCTAGTGGGTCAGCTAATAAAGCTGTAGGGCCATACCCCTAAAATGTAGGTT
AGACCCCTACCTTCACTAAATGAGTCCACTAATATTTTCTACTCTACTCTAGCCCTCGG
TCTTGGCTCCACAGTAAACATTTTCAAGCTCACACTGACTTCTCGCTTGAATGGGACTGA
AATTAATTCATTGGCAATAGTTCACCTAATGGCTCGCCACATTTTCCACGAGCAGTTGA
AGCTGCCACAAAATACTTCTCGCTCAAGCGACCGCAGCCGATAATTTCTTTTGCAGG
CATAACCAATGCCGTAATAACCGGCCAATGAACAATGAAATAATAACACATCCCTACC
CCTGACATTAGTACTTTGGCCCTAGCCTAAAATCGGGTGGCTCCAGTACAGCCCTG
ACTACCAGAAGATAAGACTTGCAGGACATATCTTACATCTCTGATGCAAAGCAGATA
CTTTAATTAAGCTAAAGCCTCTCTAGACAGGTAGGCCTCGATCTACAAAACCTTAGTTA
ACAGCTAAGCGCCTAAACCGAAGGCATCTGCCTATTTTCTCCGCTAAAAGGGCAAGG
AGCGGGAGGAAAATCCGGGAGGAACTACCCTGCCTCTACAGACTTGCATCTGTTATGT
AACACCCCGGACTTGTAGGAAGGGAATTAACCTCTGTTTATGGGACTACAAATCCAC
CACTAAAACCTCAGCCACCCCTACCTGTGACAATACACGTTGATTTTTCTCGACAAAACA
CAAAGACATCGGCACCCCTATCTTGTATTTGGTGCCTGAGCTGGGATAGTCCGCACAGC

CCTAAGCCTACTAATTCGAGCTGAACTAAGCCAACCCGGCTCCCTTCTAGGAGACGATCA
AATCTATAATGTTGTCGTTACTGCACATGCCTTCGTAATGATTTTCTTTATAGTAATACC
AGTAATGATTGGAGGTTTCGGAACCTGACTCATCCCCCTAATGATCGGGGCCCCGATAT
AGCATTCCCCGAATAAATAACATAAGTTTTGACTCCTCCCCCTGCTTTCCCTGCTACT
TCTCACCTCATCCGTGTGTAAGCCGGGGCCGGACAGGATGAACTGTCTACCCCCCTCT
ATCAAGTAACCTCGCCATGCAGGTGCATCCGTCGACCTAACAACTTCTCTCCCTCCACCT
CGCCGGAGTGTCTCAATCCCTGGGGCAATTAACCTTTATCACAAACCATATTAATATGAA
ACCTGCCACTATAACAATATACCAATACCCCTATTTGTTGATCTGTATTAATTACCGC
TGTCTTCTACTTCTATCCCTACCAGTCTTAGCTGCGGGTATTACAATACTTCTAACCGA
CCGAAACCTAAATACAACCTTCTTTGACCTGCGGGGGAGGAGACCCCGTCCCTTACCA
GCACCTATTTCTGATTCTTCGGCCACCCAGAAGTCTATATCTTATTCTCCAGGCTTCGG
AATGATTTCTCATATCATCGCATTCTACTGCGGCAAAAAAGAACCATTGCGTTACATAGG
CATGGTCTGAGCAATAATGGCAATCGGCCTACTAGGATTTATTGTCTGAGCACATCACAT
GTTTACAGTCGGAATGGACGTTGACACCCGAGCATACTTTACATCTGCCACAATAATTAT
TGCCATCCCCACAGGTGTATAAAGTGTTTAGCTGACTAGCCACACTGCATGGCCGGAAAAAT
TACCTGAGACACCCCACTCCTGTGAGCACTAGGCTTTATTTTCTCTTCACTGTTGGAGG
ACTAACCGGCATGTCTTATCTAATTTCTCTTAGATATATTCTCCACGACACATATTA
TGATAGTACACATTTCCACTACGTTCTCTCCATGGGAGCAGTCTTTGCAATTATAGCAGG
CTTCGTACACTGATTTCCCTTACTTTTCAGGCCGCGTAACCACCTGCCCCTTTCTTATAA
GACACTAGTAAAAAGACATTACATCTCCTTGTCAAGGAAAAATGCGGGTTGAATCCCCG
CGTGCCTTAACCCACATGGCACATCCCACACAACCAGGATTTCAAGATGCAGCTTCCCC
CTAATGGGGAACCTCTACACTTTCACGACCACACCCTAATAGTAATTTCTTATGATCAGC
ACATTTGGTCTATACCTTATTAATCAACCATAGCCATAGCTAAAATTAACAGACATACTCGTT
TTAGATTTCTCAAGAAATGAGATTATCTGAACTATTCTGCCTGCAATCGTACTTACTTTC
ATTGCACCTCCCCCTACTCCGAATCCTCTACTTAATAGACGAAGTCAGTATCCCCACTTA
ACAATCAAAGCAACTGGGCACCAATGATACTGAAGCTACGAATACTCAGACTATGAGAAC
CTAGAAATTTGACTCTTACATGATFCCAACACAAGACCTCACTCCAGGCCAAATTTCCGCTT
CTGGAAGCCGACCACCGAATGGTAATTTCCCGTGGAAATCTCCTATTGAGCCCTAGTCTCC
GCTGAAGACGTCCTACACTCCTGAGCTGTTCCCGCTTTAGGGATTAAGTTGATGCAATT
CCCGGACGGTTGAACCAAACTTTCATGCCCAGCCACCCAGGAGTATTCTTCGGTCAA
TGCTCTGAAATCTGCGGAGCCAATCACAGCTTTATACCTATCGTATTGAAGCTGTACCT
CTCCCACACTTTGAAAATGAACCTCTCTAATAATCGAAGACGCTTCGTTGAGAAGCTAA
ATAGGTTTCAGCGTTAGCCTTTTAAAGCTAAAGAAATGGTGACTGCGCCACCCCTCAGCGA
TATGCCTCAACTAAACCCAGCCCCCTGGTCTTAACTCTTAGTCTTTTCATGACTAGTGT
CTTAACAATTTCTCCACCTTAAATFCTCAACCACACTTTCCCCAATGAGCCAACCCAGC
CAGCTCAAAAAAGCCCCCTAACTAACTCCTGAAACTGACCATGACTTTAAGCCTTTTAAAT
CAATTCGCATCCCCGTCTACTAGGAGTCCCTTTAATGCCCCTAGCAATCCTGCTACCC
TGAGCCCTTCTCCCCCTCCCTTGCTACCGTTGACTTAATAACCGCATACTATCTCTCCAA
GGGTGATTTATCGGAGGATTTACTAACAATAGTACTTCCCCTCAGCCCTGGGGCCAT
AAATGAGCCCTTTTATTACCTCACTAATAGTCTACCTAATTACAATTAACCTGCTAGGC
CTACTTCCCTACACCTTACCCCTACCACACAACCTCTCGCTTAATATAGGCCCTAGCAATC
CCCCATGACTCGCAACAGTTATTATTGGAATGCGAAATCAGCCAACCCACTCTTTAGCC
CACTTCTTCCGAGGCACTCCTACCCTTCTTATCCCTGTTTTAGTAATTATCGAAAACA
ATTAGCCTATTTCATCCGCCCCCTGGCCTTAGGAGTTCGACTAACCGCTAATCTAACAGCT
GGCCACCTACTTATTCACTTGATTGCAATAGCAACCAATGTACTTCCCTCTTATGCCT
TCAGTAGCCATTTCACTGGTACCCTTCTACTTTTATTAACCTCTCCTAGAAAATGGCCGTA
GCCATAATFCAGGCCACTGCTTTGTTCTTCTATTAAGCCTCTACTACAAGAAAACGTC
TAATGGCCCATCAAGCACACCCCTTTACATAGTCGATCCAAGCCCCCTGACCCCTTACC
GAGCCACAGGAGCTATGTAACAGTCTCAGGACTTGCAATATGATTTCACTTCCACTACA
CCTCCCTCCTTCTCCTCGGACTCACCCTTCTAGTTTTTACAGTATCCAATGATGACGAG
ATGTTATTGAGAAGGAACCTTCCAAGGCCACACACTCCCCCGTACAAAATGGCCTCC
GATTCGGGATAATCCTTTTATTGCTCAGAACTCCTTTCTTCTCGTTGGATTTTTCTGAG
CATTCTACCACGCTAGCCTCGCCCAACTATAGACCTAGGAAACTTTGACCCCAACAG
GAATCACCCCTTGGACCCATTTGAAGTCCCACTACTCAACACAGCCGTTCTCCTAGCAT
CCGGAGTAACAGTCACTGAGCTCACCACAGCATATAGAAGGAACCCGACCCCAAGCTA
TTCAATCCCTAGCTCTAACATCCTTCTAGGCCATATATTTCACTTCCCTCCAGGCTAG
AATACTACGAAGCCCCCTTCACTCTGGCTGATGGAGTCTATGGAACACTTTCTTTGTAG
CCACAGGATTCACGGATTACACGTAATCATCGGAACACTTTCTTATGTATGCTCCTC
TTCGACAAACAGAACCACTTACATCAGACCACCACTTTGGCTTTGAAGCAGCTGCTT
GATACTGACACTTTGTAGATTTGTCTGACTATTCCTATATATCTCTATTTACTGATGAG
GATCTTAATCCTTCTAGTACAAGTAGTACATGTGACTTCCAATCACTCGATCTTGGTTAA
AATCCAAGGAAGAATAATAAACCTAATTACAACAGCCCTTTTTTATACCGCAGTACTATC
ACTTATCCTCATACTAGTCGCCTTTTGACTCCCCAAGTCTCCCCAGACTACGAGAACT
ATCGCCATACGAATGTGGCTTTGACCCCTTAGGATCTGCTCGCCCTGCCTTTTCCCTCG
ATTCTTTCTAGTGGCCATCCTATTCCTCTATTTGACTGGAAATCGCCCTCCCTCCCTCC
CCTCCCTGAGCGAATCAATTAACAGACCCCTTAGTAACCTTTTGCCTGAGCTATGGCTCT
TCTACTCCTTCAACCTTAGTCTTGTCTTACGAATGGGCCAAGGAGGCTTAGAATGAGC
CGAATAAGCTATAGTTTTAAGAAAAACATTTGATTTTCGGCTCAAAAACTTGTGGTTAA
GTCCACAATGGCCTAATGACCCCATCCATTTTGCCTTCTCATCAGCTTTTATTTGGA
TTAACAGGGCTAGCATTCCATCGATCCCACTTGTCTCTCCGCCCTTATCTGCCTAGAAGCA
ATGATAGTCTCACTATTTATTTGCCCCCTCCTGTGGACAATACAATAAATCCCTCCAC
TTCTAAAAACCTTAGATTGATTTCTAAAAAACAAGGGTTAAAAACCCCTTCGTTCCACGA
GAGAGGCTCGACAGCAATGACAACCTGCTAATTTTCTATCTCCTTGGTTAGACCCAGGGCT
CACTCAAAGCTTCTAAAGGATAATAGTTTATCCATTGGTCTTAGGAACCAAAAACTTGTG
GTGCAAGTCCAAGTAGCAGTATGCACCCCGCTCAATTATAACAGACCTCCTGCCTTGT
ATTATCTTCGCCCTTCTCAGATTTCCCTTATAACTACCCCTGTCAACCAAAACCCACGAC
CCAGAATGAGCCCTTCCACGTTAAAAACAGCAGTAAAAATGGCTTTTTTTGTAGCCTT
CTACCCTCTTCTGTTCTCACCCTTGGGCTAGAAGTTATTACTACATCTTGATCCTGA
ATAAATATTAACCTGTTGATATTAACATTAGCCTTAAATTCGACTTCTACTCAATCATT

TTCACCCCAATTGCCCTATACGTTACCTGATCTATTCTAGAATTGTCATCCTGATACATA
AGCTCTGACCCCCACATGAATCGGTTCTCAAGTACCTACTAATTTTTCTAATCATAATA
ATTACCCTTGTAACAGCAAATAATCTATTCACCTATTATTGGCTGAGAAGGAGTTGGA
ATCATATCATTCTTCTAATTGGGTGGTGATACGCCGAGCGGACGCAATACCGCAGCC
CTTCAAGCAGTACTTTATAACCGAGTCGGAGACATCGGACTAATCTTTGCTATAGCATGA
ATAGCCACAAACCTTAACTCATGAGAACTTCAACAAATCTTCAACACCTCAAAAGATTTT
GACCTAACCTCCCGGCCCTAGGACTAATCCTTGCTGCAGCAGGAAAAATCAGCACAATTC
GGACTTACCCCTGACTGCCATCTGCTATGGAAGGCCAACACCGGTATCTGCCCTACTC
CATTCAAGCACAATAGTCGTAGCCGGAATTTtCCTTCTTGTCCGCATGAGCCCTATCTTA
GAAAACAGTAAAAAGCTTAACTACCTGCCTCTGCCTAGGAGCTATCACTACCCTTTTTC
ACCGCCACCTGCGCACTTACCCAAAATGATATCAAAAAAATTGTAGCTTTCTCTACTTCT
AGTCAACTAGGACTAATGATAGTCACTATTGGCCTTAAACACCCCACTTGCCTTCCTT
CACATTTGCACCCACGCATTTCTCAAGGCCATACTTTTTCTTATGCTCTGGCTCAACTATC
CACAGCCTAAACAACGAGCAAGACATTCGAAAAATAGGCGGAATACACCACCTCACACCT
TTTACTCTCTCACTCTTGTACCTTCCACCTCGGCAGCCTAGCCCTAACAGGGACCCCTTCTAGCC
GGCTTCTTCTCAAAAGACGCAATTATTGAAGCACTCAACACATCTTACCTAAACGCTGG
GCCCTTGCTTAACTTGTCTGCTACCGCCTTCACTGCAATTTACAGCCTCCGAGTGAT
TTCTTTGTCTCAATAGGCTTTCTCGATTTAACACATTATCCCAATTAATGAAAAAC
CCTGCTGTAATCAACCACTTGTACCTTCCACCTCGGCAGCCTGCAATGAGGAAGCATATTGCGCCCTTCTA
ATTACTTCTAACCTCACTCTATAAAAAACCTATCATAACAATACCACCCCTTCTCAAA
CTAGCTGCCCTAGCAGTCACTATTCTAGGACTACTTACAGCCCTAGAAGTGGCCAACTC
ACCAACACCCAAAAAAGCTATTCTGCAACTTCCCTCACCACTTCTCCAACATGCTT
GGCTTTTTTCCATCTCTTGTCCACCGCTTATTCTTAAGCTAACTTAATTTTTAGGGCA
ACAATTGCCACACAAATAGTTGACCAACCTGACTAGAAAAAGCGGGACCAAAAGCCGTT
TCTTCTCTCAACATTCCTTAGCCGCTCCGCTAGCAACATCCAACAAGGTATAATTA
ACCTATTTTACCCTATTCTTACTAACCTTAAACCTTAGCAGTCCCTCGCCGTtCTAATTA
TAGGACGAAGAGCGCCAGTACTTGCCTCGAGTGAGCTCCAATACAAACAATAAAGTTA
GGAGAAGAGCTCCCCACTTAAATCAACATCCCCCACCACCAAGAGTACATCAAAGCCA
CCCTCCCATATCCCCCGCAACACAGAGAAATCAACTAACTCATCCATCACAACCCAG
ACGACTCATACCAACCCCTCAGAAAAACGAAGACACCACAACAACCCCAACCAATAAA
CTACACCAGAAATTAGTACCCAACGACTGCCTAAGCTTTCGGGAAAGGGTCCCGCAGCA
GAGCCGCTGAATAAGCAACACTACTAGCATCCCCCAAGTAAATTAAGAATAAGACTA
AAGATAGGAAGGACCCACCGTGTCAAGTAAAAATACCGCACCTATGCCTGCTAAGACTA
CTAACCCCAAAGCCCAAAGAAGGGTGGAGGTTGGAAGCAATAACGACAAAACTAAAA
TTATAGAAAAACAAATAAATAACATAATAAAGTCCATAATTCTTACCAGACTCTAACCA
GGACTAATGGCTTGA AAAACCCGTTGTATTCAACTACAAGAACCCTAATGGCCAACC
TCCGTAATCCCAACCCCTTCTTAAATCGCAACGATGCTTTAGTCGATCTCCAGCC
CCTCTAACCTCTGTCTGATGAACTTTGGGTCCCTCTTAGGACTCTGTTAGTGACTC
AAATTGCTACCGGCTTATTCTTAGCCATGCATATACATCTGATATTGCTACTGCCTCA
CCTCCGTTGCACACATCTGCCGGGACGTCACACTACGGCTGACTTATCCGAAGCATTCATG
CCAACGGCGCATCATTCTTTTTTCAATTTGCATCTACCTTATATCGGCCGAGGTCTCTACT
ATGGCTCTTACCTTTATAAGGAAACATGAACATTCGGAGTTGTTCTACTGCTTCTCGTAA
TAATGACAGCCTTCGTTGCTAGCTCCTCCCTTGAGGACAAATGTCATTTGAGTGCAA
CCGTCATCACTAACCTTTTATCTGCCGTCCTTATGTGCGAAGCACACTTGTCCAGTGGA
TTTGAGGTGGCTTTTCTGTAGACAATGCAACCCCTACCCGGTTCTTTGCATTCCACTTCC
TCTTCCATTTATCATTGCGGCCGCAACGGTGATCCACCTACTCTTTCTTACGAAACTG
GTTCAAAtAACCCACCGGCTCACTCAGACTCTGATAAAGTCCCTTCCACCCCTACT
TCACATACAAAGACTCTTAGGCTTCGAGTCTCCTCACTGCCTGCTTCACTCGCC
TATTTTCCCAAATCTTTTAGGAGACCCAGACAACCTTACGCTGCAAACCCGCTCGTCA
CGCCCCACACATCAAGCCAGAGTGATACTTCTCTTtGCCTACGCCATTTCTCCGCTCCA
TCCCAAACAAGCTtGGCGGCTACTTGGCCtTTTTATTCTCTATCCTCGTTCTCATGCTCG
TCCCTTTCTCCACACTTAAACAACGAAGCCTGATATTTCCGCCCTGTAACACAATTC
TGTTCTGGTCTCTAGTAGCTGACGTAATAATTTCTGACTTGAATGGAGGAATGCCCGTAG
AACACCCCTTTCGTTATCATCGGACAAGTAGCATCTCTCATCTACTTCTCCCTTTCTCTAG
TCCTGATCCCAACTGCAGGCTGAATGGAAAAATAAAGTCCCTGGATGAAAATGCACTAGTA
GCTCAGGCTCCAGAGCCCGCTTGTAAACTGGCCGTCGGAGGTTAAAAATCCCCCTAC
TGCTTCAAAGAAAGGAGATTCAACTCCTACCCCTAACTCCCAAAGCTAGGATTCTAGCA
TTAAACTATTCTTTGTGCGTCAAACATGTACATGAAAGtTTTCATGTACATGTATGTAAT
AACACCTATATTTATAGTAAcCACTTTATATAATGAAaTAGGACATTCTATGATAATAA
CCTAATcTAGTAATATAGCACTCaCGgCAATATTTTTAAcTAAGAAAcacTAGAACCTAA
cGAAGCACTAACTTACATTAGTATACTTCCAGGcCCAGTCGAAATTTAAGaCCGAACAC
AACACTCATCAGTCGAGTTATcCAAGACTCAAAATCCCTTCAAGTCAAAACcGTatGTA
GTAAGAgCcTACCAACCGGTGATTacTTAATGATAACGGTTATTGAAGGTGAGGGACAAA
AATtGTGGGGTTTCAcTCCGTGATTTATTCctGcCaTtGGTCTTCTGTTTTATATGT
ATGAAAAATAACATATATATGATATATACCATTAACTA

Genetic Markers in Atlantic Halibut: Tools for Breeding Success

Kenneth Mjelle, Tor E Jørgensen, Bård O. Karlsen, Steinar D. Johansen, Truls Mowm

Bodø Regional University, Bodø, Norway



The Background

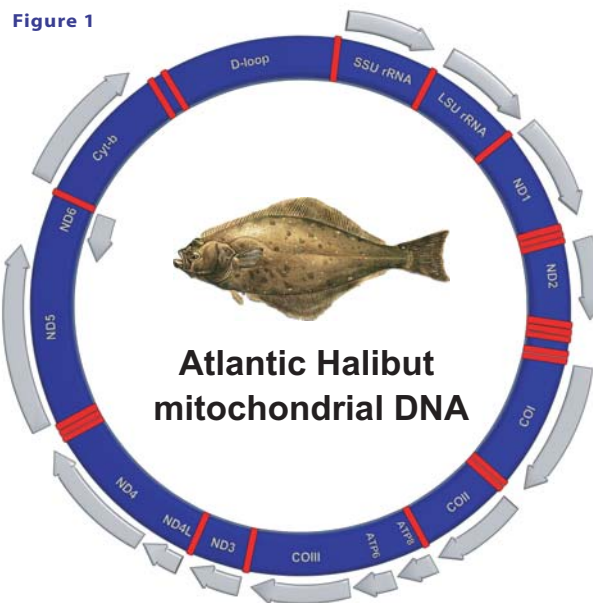
Animal mitochondrial DNA (mtDNA) is maternally inherited and supposedly lacks recombination. It is a useful genetic marker for intra-specific studies, due to its small size and conserved gene content, yet high nucleotide substitution rate.

The aim of the project is to identify single nucleotide polymorphisms (SNPs) among Atlantic halibut (*Hippoglossus hippoglossus*) mitochondrial genomes. We screen for SNPs by determining the complete primary DNA sequence of the mitochondrial genome in four Norwegian halibut individuals.

The Results

The Genome

The mitochondrial genome of Atlantic halibut has a typical vertebrate gene content and organization. It contains the usual 13 protein coding genes, 22 tRNA genes, two rRNA genes, a non-coding control region, and short intergenic spacers (Fig. 1). The genome size is approximately 17400 bp and varies slightly due to a variable number of tandem repeats in the control region.



The SNPs

The sequence analyses revealed SNPs in all of the 13 protein coding genes except ATPase 6. Fig. 2 shows the distribution of 42 SNPs found among the four halibut individuals. The ND1 and ND2 genes seem to contain clusters of SNPs that may provide a target for further analyses. A larger sample of halibuts will be screened for SNPs along the complete mitochondrial genome.

Figure 2

	ND1	ND2	CO I	CO II	ATP6	CO III	ND3	ND4L	ND4	ND5	ND6	Cyt b
Halibut 1	A A C A A G A A A G C T C C	C C G T G G G A T G G C A G C A A A C T A G C G A A A G	C C T A T C A T A G A G C	T C A T A G A G T G G G G T A G A C T A G C G A A A G	G G T G G G A G G G C T A	G G G G G T A G A C T A G A C G A A A G	G G T G G G A G G G C T A	G G G G G T A G A C T A G A C G A A A G	G G T G G G A G G G C T A	G G G G G T A G A C T A G A C G A A A G	G G T G G G A G G G C T A	G G T G G G A G G G C T A
Position	3116 3314 3668 3719 3848 4393 4461 4500 4506 4521 4641 5629 5842 5967 7439 7521 8067 9238 9400 9413 9416 9816 9987 10170 10208 10594 10743 11124 11173 12075 12359 12650 13638 13680 13889 13910 14057 14111 14279 14897 14906 15047											

The Conclusion

The mitogenomics approach is used to investigate the molecular evolution of the mitochondrial genomes and develop genetic markers to be applied in marine ecology, i.e. to investigate population relatedness, introgression events and dispersal histories. Also, assessments of inter- and intraspecific genetic variations of Atlantic halibut and related species are important for halibut breeding. Mitochondrial SNPs should prove useful as a fast screening and diagnostic tool in breeding programs.

Acknowledgement

We would like to thank Arild Eeg at Risør Akvarium for providing a halibut tissue sample.