

**The Assessment of Safe Nursing Care (ASNC): Development  
and Psychometric Evaluation**

Journal:	<i>Journal of Nursing Management</i>
Manuscript ID	JNM-16-0040.R1
Manuscript Type:	Original Article
Topic Areas:	Adverse Event, Nurse Managers, Quality Improvement, Quality of Care, Risk
Research Methods:	Questionnaire Designs, Health Services Research

SCHOLARONE™  
Manuscripts

Copy

## **The Assessment of Safe Nursing Care (ASNC): Development and Psychometric Evaluation**

**Aim.** To develop an instrument for the assessment of safe nursing care (ASNC) within the Iranian context and psychometrically evaluate its reliability and validity.

**Background.** There is a need for a valid and reliable instrument to assess how nurses employ the components of safe nursing care in clinical practice in non-Western countries.

**Methods.** This methodological study was conducted in two phases: (a) a qualitative phase of instrument development, and (b) a quantitative phase of psychometric evaluation of the Assessment of Safe Nursing Care (ASNC). The instrument's content validity was assessed by experts in the field of safe nursing care. The reliability of this instrument was examined by using internal consistency reliability and intra-rater reliability analysis. Exploratory factor analysis was then conducted to establish the instrument's initial construct validity.

**Results.** The instrument developed was a questionnaire with 32 items. The Cronbach's alpha of the scale was 0.92 and Intra-class Correlation Coefficient for intra-rater reliability was 0.78. Exploratory factor analysis resulted in a four-factor solution: (a) nursing skills, (b) assessing the patient's psychological needs, (c) assessing the patient's physical need, and (d) nurses' teamwork. The four factors accounted for 63.54% of the observed variance.

**Conclusion.** The ASNC can be applied to a wide variety of settings due to the broad range of methods utilized to generate items and domains, its comprehensive consideration of the principles of safe care, and its initial reliability and validity.

**Implications for Nursing Management.** The ASNC can help nurse managers assess whether clinical nurses are prepared to apply their safe care skills in clinical practice. It can also be used by clinical nurses to assess their own and peers' practice to detect potential areas for improvement in nursing care and help nurse managers with planning appropriate quality improvement programs.

**Keywords:** assessment, instrument, nursing care, nurse manager, safe care, psychometric evaluation

## Introduction

According to the World Health Organization [WHO], patient safety is the level of care at which negative effects do not result in relation to the patient's health in the process of health care delivery (WHO 2014). Accordingly, safe nursing care has been described as the prevention of harm that could be caused by practice errors. Furthermore, it also involves interventions for maximizing the possibility of the early detection of errors (Angood et al., 2009, National Quality Forum [NQF] 2009).

Safe nursing care is the main component of nursing care quality (Austin *et al.* 2014, Australian Nursing and Midwifery Council [ANMC] 2014). There is a need for the development of strategies to optimize the safety of care and prevent any harm during nursing practice (Considine & Currey 2014).

In comparison to other health care professionals, nurses carry the highest level of responsibility for structures and processes to assure patient safety twenty-four hours a day (Fasoli 2010, Jenaro *et al.* 2011). Through independent and informed decision-making in the workplace, and by exercising their full scope of practice, nurses can work to further ensure the provision of safe nursing care (Vaismoradi *et al.* 2012a).

Safe nursing care systems are characterized by nursing interventions focused on measures to prevent practice errors and any unintended consequences of the provision of nursing care (Considine & Currey 2014, Manias *et al.* 2015). Nurses' contribution to safe nursing care has extended to nurse managers' duties such the coordination and integration of the multiple aspects of quality care, especially monitoring and assessing those skills required to reduce preventable practice errors (Hughes 2008, Munroe *et al.* 2013).

'Assessment of safe care' is a new concept in nursing literature (Abdou & Saber 2011). It is suggested that any change in how nurses exercise their role requires an assessment by nurse managers of nurses' accountabilities, and consideration of any gap between current and ideal nursing practice (White *et al.* 2015).

This type of assessment helps nurse managers identify hazards, minimize the chances of harm and prevent errors. For instance, working practices can be changed and/or updated to make care safer, or more appropriate equipment might be used to minimize risks (Aro *et al.* 2012, Black *et al.* 2011, Rashvand *et al.* 2015). An assessment might indicate the need for specific staff

1  
2  
3  
4 development activities and also involve the patient by making them more aware of risks and  
5 ways they can avoid or minimize them (Vaismoradi *et al.* 2012a, 2015). Assessing the safety of  
6 nursing care enables nurses to bring risk-prone situations in the workplace to the attention of  
7 health care managers' and may also lead to cost saving (Considine & Currey 2014, Haycock-  
8 Stuart & Kean 2012, Munroe *et al.* 2013)

9  
10  
11  
12  
13 Improving performance and reducing nurses' workplace stress and the potential for  
14 burnout are additional advantages of the development and application of safe nursing care  
15 assessment instruments in clinical practice (Van der Doef *et al.* 2012). Moreover, the results of  
16 such an assessment can be used to design educational programs to assist nurses to empowerment  
17 themselves and also offer necessary policy and strategic recommendations for the amelioration  
18 of obstacles to safe patient care (Poghosyan *et al.* 2010, Gu *et al.* 2015).

## 23 24 **Background**

25  
26 It is noted that instruments have been designed according to various cultures' rules,  
27 regulations, and health care values governing those communities. It is paramount that health care  
28 professionals need to acknowledge that culture may influence the application of standardized  
29 instruments and conclusive decisions should be automatically accepted if based on the results are  
30 based on instruments from another culture (Gasparino & Guirardello 2009). Therefore, the  
31 translation of an instrument may not have all the criteria necessary for the evaluation of safe  
32 nursing care in different cultures. Moreover, an instrument from another culture could only be  
33 used after the application of stringent methodological procedures of cultural adaptation  
34 (Gasparino & Guirardello 2009, Vaismoradi *et al.* 2014).

35  
36  
37  
38  
39  
40  
41  
42 Therefore, there was a need to an instrument that would consider the Iranian culture and  
43 context such as teamwork, physician-centeredness, national guidelines, and the process of  
44 conducting care and treatment procedures in clinical practices (Vaismoradi *et al.* 2012b). In  
45 addition, one of current instruments designed to assess safe nursing care has focused directly on  
46 the assessment of safe nursing care based solely on the nurse's performance.

47  
48  
49  
50  
51 As a result, a new instrument was developed in this study to assess safe nursing care  
52 based on the nurse's performance with both the consideration of designated characteristics of  
53 assessment of safe nursing care and the particular culture of the Iranian health care systems. It is  
54  
55  
56  
57  
58  
59  
60

intended that this instrument may also be applied with nurses working in health care systems with similar cultural characteristics.

### **Aim**

The aim of was to develop an instrument for the assessment of safe nursing care (ASNC) within the Iranian context and psychometrically evaluate its reliability and validity.

### **Methods**

This study was conducted in two phases. In phase 1, the ASNC was developed through the analysis of available data, review of the literature, and semi-structured interviews with a sample of nurses (n=16). In phase 2, the psychometric properties of the developed instrument were examined in relation to the instrument's reliability and construct validity (**Figure 1**).

#### ***Phase 1. Development of the ASNC***

##### *Analysis of available data*

The first of the three steps in the development of the instrument involved the incorporation of data from a grounded theory study exploring the process of providing safe nursing care in the Iranian health care system (Vaismoradi *et al.* 2012b). Briefly, this study defined safe care as the application of knowledge and skills to provide quality care so as to reduce the possibility of any harm to the patient. In this definition, safe nursing care process has been explained based on five primary domains: 'prioritising patients' needs', 'sharing nurses' concerns with clinicians', 'developing own care routines', 'adapting nurses' practice with safety requirements' and 'assuring safety as the patient right' (Vaismoradi *et al.*, 2012a, b). In this study, these domains were considered the primary domains of the ASNC. Also, the content of the grounded theory study was analysed using an inductive qualitative content analysis (Graneheim & Lundman 2004) with the aim of extracting items appropriate to the assessment of safe nursing care in the identified five areas (**Table 1**). The researchers considered the data of the grounded theory study in drafting a preliminary instrument to objectively assess safe nursing care. This analysis resulted in fifty-seven items.

##### *Review of international literature*

Authors conducted a search for published research on instruments that assessed of the safety of nursing care. Databases that provided the highest yield of citations from a previous research on the study topic were chosen to compile an initial list of articles and abstracts. A

1  
2  
3  
4  
5  
6  
7  
8  
9  
10  
11  
12  
13  
14  
15  
16  
17  
18  
19  
20  
21  
22  
23  
24  
25  
26  
27  
28  
29  
30  
31  
32  
33  
34  
35  
36  
37  
38  
39  
40  
41  
42  
43  
44  
45  
46  
47  
48  
49  
50  
51  
52  
53  
54  
55  
56  
57  
58  
59  
60

variety of search terms were used to create a comprehensive collection of studies on the assessment of safe care for the initial list. The key terms included ‘patient safety’ and ‘safe care’ combined with ‘assessment’ and ‘evaluation’ in databases of CINAHL, PubMed (including Medline), British Nursing Index, EMBASE, PsycINFO, and GoogleScholar. In addition to English language databases, the authors reviewed the Persian language databases, documents and articles to add to the depth and variation of the results. Furthermore, a manual search was conducted in the well-known journals that would publish articles relevant to assessment of safe nursing care to maximize coverage.

The inclusion criteria were: all English and Persian studies related to the assessment of safe nursing care, published and available online in peer-reviewed journals, from 1990 and 2015. As a result, fourteen instruments were found that were considered for inclusion for the item generation process (Table 2).

During the literature review, items related to the assessment of safe nursing care were sorted under the five domains of the previously identified grounded theory study in accordance to their relationship to each domain. Some items that was not fit to these domains was placed under a new domain called “staff welfare”. The opinions of the research team and other experts who were knowledgeable in the field of safe nursing care were sought to compare and delete duplicative items that resulted from the review of the literature. This review resulted in 92 items.

#### *Semi-structured interviews*

A qualitative study was conducted to incorporate the perspectives of Iranian nurse educators involved in the education of safe nursing care that may not have been considered in previous studies (Rashvand *et al.* 2015). According to the National Council of State Boards of Nursing [NCSBN] (2012) in the U.S.A., nurse educators’ perspectives are required for the identification of safe nursing care assessment criteria in clinical practice. Moreover, there is an interactive connection between nursing education and clinical practice in terms of training knowledgeable clinical nurses based on a well-established and sound nursing curriculum (Hughes 2008, Tella *et al.* 2014, Vaismoradi 2012c) that highlights the significance of nursing education in the assessment of safe nursing care.

Face to face, semi-structured interviews were conducted with 16 nurses, including instructors, clinical nurses, and nurse managers. The sample was selected purposively to achieve

1  
2  
3  
4  
5  
6  
7  
8  
9  
10  
11  
12  
13  
14  
15  
16  
17  
18  
19  
20  
21  
22  
23  
24  
25  
26  
27  
28  
29  
30  
31  
32  
33  
34  
35  
36  
37  
38  
39  
40  
41  
42  
43  
44  
45  
46  
47  
48  
49  
50  
51  
52  
53  
54  
55  
56  
57  
58  
59  
60

maximum variation (ex. years of nursing experience and types of roles) and, thus, obtain a broad and varied perspective on the assessment of safe nursing care through the participation of these key informants (Streubert & Carpenter 2010). The major questions of the interviews were: (i) How do you assess safe nursing care, and (ii) Who can ensure that safe nursing care is provided to patients? Data collection continued until data saturation was reached. The analysis of the data from the interviews used directed content analysis because this study aimed to compare the data with the previously identified domains and related items (Graneheim & Lundman 2004). The codes and categories extracted from this qualitative study were then compared with the items that emerged from the grounded theory study. The data also was checked for credibility, transferability, dependability and conformability establishing the trustworthiness of the data (Lincoln & Guba 1985). As a result, thirty-four additional items were defined (**Table 3**).

In summary, in the first phase of this study 183 items were generated. Fifty-seven items were developed from the grounded theory study. Ninety-two items resulted from the literature review, and thirty-four items were generated from the semi-structured interviews.

## ***Phase 2. Validity and Reliability***

### *Face validity*

Face validity was conducted to investigate participants' understanding and comprehension regarding the ASNC's items (Fitzner 2006). The nurses, who participated in the qualitative study, were requested to provide comments about the 'relevancy', 'ambiguity', and 'difficulty' of the items. Also, the participants were asked to provide a feedback about the ASNC and offer additional recommendations for its improvement. According to their suggestions, typographical errors were rectified. Moreover, the ASNC was evaluated by ten nurses who were asked to evaluate and score the importance of each item on a 5-point Likert scale for the calculation of 'Item Impact Score' (Impact Score = Frequency (%) × Importance). An impact score of 1.5 or above was considered satisfactory (Broder *et al.* 2007).

### *Content validity*

The aim of the content validity part of the instrument development process was to determine whether the items adequately addressed the construct of safe nursing care (Fitzner 2006). A panel of experts, consisting of eleven nurse managers, nursing faculty members and nine specialists in the field of safe nursing care were asked to determine Content Validity Ratio

1  
2  
3  
4 (CVR) and Content Validity Index (CVI), respectively. They assessed the grammar, wording,  
5 item allocation, and scaling indices (Gungor & Beji 2012).  
6  
7

8 To calculate the CVR, the expert panel was invited to evaluate each item using a three  
9 point Likert scale: 1 = essential, 2 = useful but not essential, and 3 = unessential. Then, according  
10 to Ayre and Scally's table, items with CVR scores of 0.63 or above were selected (Ayre & Scally  
11 2014).  
12  
13  
14

15 To calculate the CVI, based on Polit *et al.*'s (2007) recommendations, the same panel  
16 evaluated the items according to a 4-point Likert scale with regard to 'relevancy'. A CVI score  
17 of 0.78 or above was considered satisfactory.  
18  
19

### 20 *Pre-pilot version*

21 The researchers read each item independently and then held thorough discussions, as a team,  
22 regarding the meaning and quality of each item to be included in the final instrument. After  
23 deleting duplicate items, there were 130 items in total. Thirty-seven items were deleted due to  
24 close and/or overlapping meanings. In addition, thirty-six items were deleted as they were not  
25 found t to not address safe nursing care specifically. All items related to "staff welfare", resulting  
26 from the literature review, were deleted because they were beyond the scope of our study.  
27 Therefore, fifty-seven items remained.  
28  
29  
30  
31  
32  
33  
34

35 All items were checked and the expert panel's recommendations were incorporated into  
36 the instrument. Additional items were deleted as a result of the face and content validity phases.  
37 During the face validity phase, six items had an impact score of less than 1.5 and were deleted.  
38 As a result of the content validity phase, seven items with a numerical CVR of less than 0.63  
39 were deleted. Two items had a numerical CVI of less than 0.78 and were also deleted. In  
40 summary, forty-two items remained (Figure 2). The ANSC using a 5-point Likert scale (always  
41 = 5, often = 4, sometimes = 3, rarely = 2, never = 1) was then finalized.  
42  
43  
44  
45  
46

### 47 *Reliability*

48 During the evaluation of the ANSC's internal consistency, a Cronbach's  $\alpha$  coefficient of  
49 0.7 or above was considered satisfactory (Litwin 1995, Schneider 2004). In addition, the ANSC  
50 was then completed by a small sample of nurses (n = 30) twice within a two week interval to  
51 examine the consistency of the scale by calculating Intra-class Correlation Coefficient (ICC)  
52  
53  
54  
55  
56  
57  
58  
59  
60



1  
2  
3  
4  
5  
6  
7  
8  
9  
10  
11  
12  
13  
14  
15  
16  
17  
18  
19  
20  
21  
22  
23  
24  
25  
26  
27  
28  
29  
30  
31  
32  
33  
34  
35  
36  
37  
38  
39  
40  
41  
42  
43  
44  
45  
46  
47  
48  
49  
50  
51  
52  
53  
54  
55  
56  
57  
58  
59  
60

where an ICC of 0.4 or above was considered acceptable. This period was considered appropriate to avoid memory recalls and the possibility of changes in the sample (Waltz *et al.* 2010).

### *Construct validity*

An exploratory factor analysis (EFA) was conducted to examine the factor dimension of the ASNC. This analysis was designed to reduce the number of items, explore patterns of the factors' structure stability and provide information for further refinement of the instrument (Hinkin 1995, Westen & Rosenthal 2003).

### *Evaluating the ASNC*

In keeping with the proposed applicability of the ASNC by both nurse managers to assess clinical nurses and also clinical nurses to assess their own and peers' practice, the sample consisted of both nurse managers and clinical nurses. A random sampling method was used to choose the participants as having similar demographic characteristics to the participants in the qualitative study (Rashvand *et al.* 2015) from the five teaching hospitals affiliated with a university of medical sciences. Surgery and internal medicine wards were sampled. Of these wards, fifteen wards were randomly selected. Of the sixty available nurses working on these wards, each head nurse and nurse supervisor was asked to choose four to six nurses randomly, and observe and assess their practice by using the safe nursing care assessment instrument. Therefore, the sample consisted of nurses that were evaluated by head nurses (n=154) and supervisors (n=82), and clinical nurses (n=64) as peer assessment and). It meant that a total of 335 assessments were performed by head nurses, clinical nurses and supervisors. Since it has been suggested that, to conduct EFA, the sample size should be at least five times more than the number of items (Polit *et al.* 2007), this number satisfies that requirement.

Inclusion criteria for the participants were: (a) a bachelor degree in nursing as the minimum requirement for employment in both public and private health care settings (Vaismoradi *et al.* 2014) and (b) interested in participating in this study. Over a three month period, each nurse, head nurse and nurse supervisor observed a nurse practicing and then completed the questionnaires.

### *Data analysis*

1  
2  
3  
4  
5  
6  
7  
8  
9  
10  
11  
12  
13  
14  
15  
16  
17  
18  
19  
20  
21  
22  
23  
24  
25  
26  
27  
28  
29  
30  
31  
32  
33  
34  
35  
36  
37  
38  
39  
40  
41  
42  
43  
44  
45  
46  
47  
48  
49  
50  
51  
52  
53  
54  
55  
56  
57  
58  
59  
60

The SPSS software for Windows version 16.0 was used to perform all statistical analyses (SPSS Inc, Chicago, USA, 2008). Both item- and subscale-level analyses were conducted using descriptive statistics including frequencies, means and standard deviation.

The item content validity Ratio (CVR) was calculated. According to Ayre and Scally's table, items with CVR scores of 0.63 or above were selected (Ayre & Scally 2014). The item content validity index (I-CVI) was calculated by totalling the ratings of three and four and this figure was then divided by the total number of raters. Items with a mean score of 0.78 or above were retained (Polit *et al.* 2007). The researchers made a decision to delete or revise items scoring below 0.78.

Cronbach's alpha coefficients and item analysis, including item-to-total correlations, were calculated for internal consistency. The acceptable Cronbach's alpha coefficient value for new instruments is 0.70, intra-rater reliability of the scale between the nurses' evaluators was tested with inter class correlation (ICC). The ICC acceptable value for new instruments is 0.70 and over almost perfect. (Hu & Bentler 1999). The instrument's factor structure was extracted using the principal component analysis with varimax rotation. The Kaiser-Meyer-Olkin (KMO) and Bartlett's Test of Sphericity were used to assess the appropriateness of the sample for the EFA (Martinez-Gonzalez *et al.* 2001). Eigenvalues above one and a scree plot were used to determine the number of factors. **Factor loadings equal or greater than 0.5 were considered appropriate** (Nunnally & Bernstein 2001).

### ***Ethical considerations***

The Research Council and the Ethics Committee affiliated with the University of Medical Sciences approved the study research proposal and corroborated its ethical considerations. The participants were all informed about the purpose of the study, and were assured that their names would remain anonymous. It was also emphasized that participation in this study was voluntary, and they could withdraw at any time without any penalty. Lastly, individuals who agreed to voluntarily participate in this study signed a written consent form.

## **Results**

### ***The participants' general characteristics***

Of the 335 questionnaires collected in this study, questionnaires were excluded due to incomplete answers by the participants (n=25, 7.46 %), or following the participant's decision to

1  
2  
3  
4  
5  
6  
7  
8  
9  
10  
11  
12  
13  
14  
15  
16  
17  
18  
19  
20  
21  
22  
23  
24  
25  
26  
27  
28  
29  
30  
31  
32  
33  
34  
35  
36  
37  
38  
39  
40  
41  
42  
43  
44  
45  
46  
47  
48  
49  
50  
51  
52  
53  
54  
55  
56  
57  
58  
59  
60

withdraw from the study (n= 10, 2.98%). Three hundred questionnaires were finally included in the psychometric evaluation. **Table 4** details of the participants' demographic characteristics.

### ***Psychometric evaluation of the ASNC***

#### *Reliability*

The instrument's Cronbach's alpha was 0.92. The ICC was 0.78, indicating a suitable stability of the questionnaire (**Table 5**). Before checking the instrument's structure validity, the Cronbach's alpha for thirty participants was conducted, resulting in the score of 0.91, indicating good internal consistency.

#### *Construct validity*

An EFA was conducted, using a principal components analysis as the method of factor extraction, for the identification of the underlying factor structure of the ASNC. The Kaiser–Meyer Olkin coefficient was 0.967, and the Bartlett test of sphericity was statistically significant ( $\chi^2 = 9.978 \text{ E}3$ ;  $df = 681$ ,  $P < 0.001$ ) indicating that the properties of the correlation matrix justified the conduction of a factor analysis (Martinez-Gonzalez *et al.* 2001). In addition, the sample size was found adequate as the variable to subject ratio was 1:7.

An oblique factor rotation identified four latent factors. The extraction was based on scree plot visual interpretation (**Figure 3**) and Kaiser's criterion for Eigenvalues of equal to or greater than unity. The four factors, comprising thirty-two of the original forty items, explained 63.54% of the total variance. One item was deleted because of a low loading on the factors. According to **Table 6**, two questions, related to psychological needs, were deleted due to having a loading of less than 0.2. (Nunnally & Bernstein 1994, Costello & Osborne 2005). Also, one item from domain 2 were transferred to domain 1 due to its further compatibility with this domain. The factors, their labels, number of items and percentage of explained variance are detailed in **tables 6, 7**.

### **Discussion**

The stages of developing and psychometrically evaluating the ASNC were reported in this study. The items of this instrument were designed based on a grounded theory study in the Iranian context of nursing, a thorough international literature review and the findings of qualitative interviews. The main characteristics of this instrument is that it focuses directly on the assessment of safe nursing care. Therefore, the researchers propose that the ASNC can now be

1  
2  
3  
4 applied within different countries' health care systems while, at the same time, continuing to  
5 examine the instrument's psychometric properties.  
6  
7

### 8 *Psychometric properties*

9  
10 In terms of reliability, the ASNC demonstrated acceptable internal consistency . Each  
11 item was also highly correlated with the total score, suggesting that the items on the ASNC were  
12 homogeneous and measured the same overall case assessment's construct. The items of this  
13 instrument were adjusted by the EFA, according to the extracted **four domains**, and their  
14 reliability and validity were examined. The EFA identified that the four-factor structure of the  
15 ASNC accounted for **63.54%** of the total observed variance. As a result, the ASNC met the  
16 initial psychometric requirements for content validity, construct validity, internal consistency  
17 reliability and ICC.  
18  
19

### 20 *Overall characteristics of the ASNC*

21  
22 Regarding the components of this instrument in comparison to other instruments (SAQ  
23 (Sexton *et al.* 2006), PSCHO (Singer *et al.* 2007), HSOPS (Sorra & Dyer 2010)), **the ASNC**  
24 **assesses nurses' performance in relation to the provision of safe nursing care. Although previous**  
25 **instruments have been designed to assess patient safety, none of them have focused directly on**  
26 **the assessment of safe nursing care based on the nurse's performance using an observational**  
27 **method. Tables 8 and 9 compare the ASNC with other patient safety instruments.**  
28  
29

30  
31 The ASNC can contribute to the improvement of safe nursing care in clinical settings,  
32 because it can assess the extent of nurses' application of their safety skills in hospitals. For  
33 example, low scores on a specific instrument item could indicate that a nurse needs further  
34 development so as to deliver safe nursing care skills related to that indicator. **Through such**  
35 **assessment, both clinical nurses and nurse managers can recognize the current status of safe**  
36 **nursing care in a work area, identify deficiencies and skill shortcomings, and plan for removing**  
37 **obstacles to safe practice.** Furthermore, clinical nurses and nurse managers can use the ASNC to  
38 identify the strengths within themselves and their workforce while identifying areas where  
39 support is needed for colleagues in order to provide safe nursing care. Individual professional  
40 development plans can then be instituted to work with each nurse to further improve their  
41 abilities to provide safe nursing care.  
42  
43  
44  
45  
46  
47  
48  
49  
50  
51  
52  
53  
54  
55  
56  
57  
58  
59  
60

1  
2  
3  
4  
5  
6  
7  
8  
9  
10  
11  
12  
13  
14  
15  
16  
17  
18  
19  
20  
21  
22  
23  
24  
25  
26  
27  
28  
29  
30  
31  
32  
33  
34  
35  
36  
37  
38  
39  
40  
41  
42  
43  
44  
45  
46  
47  
48  
49  
50  
51  
52  
53  
54  
55  
56  
57  
58  
59  
60

Since the ASNC measures safe nursing care objectively by assessing nurses' skills, it can be used to investigate the effects of safe nursing care educational program on clinical nurses' or nursing students' abilities to provide safe nursing care. Description of the components of safe nursing care identifies the main areas of safe nursing care. These components can then be used to design educational programs with a focus on safe nursing care issues identified by nurse managers. In addition, since the average time to complete this instrument by a participant is about 15 minutes, the ASNC is quick to complete and easy to score.

### ***Limitations and recommendations for future research***

Since there was no appropriate and cultural-contextual instrument to assess safe care in the Iranian health care system, concurrent validity could not be examined. However, based on the comparison of the ASNC with other instruments, the comprehensiveness, reliability and validity of the ASNC was supported.

Another limitation is that the study's participants were mainly female nurses. While the number of male nurses in this culture's health care settings is low, this limitation may not have any negative impact on the generalizability within this culture. Future studies with larger samples and nurses from both genders are suggested to further revise the ASNC and improve its broader application. In addition, future studies can establish the sensitivity of the ASNS to changes in knowledge and skills following educational interventions.

### **Conclusion**

The ASNC is useful to gain insights into safety issues, identify strengths and weaknesses and prompt suggestions for improvements. This instrument's characteristics and its application to both clinical and educational practice results from the broad range of methods utilized to generate items and domains, its comprehensive consideration of the principles of safe nursing care, and its acceptable reliability and validity. Although the ASNC is a new instrument and requires further convergent validation, it seems to be a useful measure to assess safe nursing care.

### **Implications for Nursing Management**

The ASNC can contribute to the improvement of safe nursing care interventions by nurse managers in clinical settings because nurse managers and others can use the instrument to assess the extent of nurses' application of their safety skills in hospitals. Also, nurse managers can use

1  
2  
3  
4 the ASNC to recognize the current status of patient safety, identify deficiencies and skill  
5 shortcomings, and plan for removing obstacles to safe nursing care. The authors suggest that the  
6 ASNC can be used by nurse managers to conduct a comprehensive and up-to-date assessment of  
7 safe care in practice. The instrument's ease of use and its simple scoring system increases its  
8 utility and its potential for use by busy clinical nurses and nurse managers at all levels.  
9 Furthermore, the ASNC can also be used by clinical nurses to assess their own and peers'  
10 practice to detect potential areas for improving the safety of nursing care and help nurses  
11 managers with planning appropriate quality improvement programs.  
12  
13  
14  
15  
16  
17  
18

### 19 References

- 20 Abdou H.A. & Saber K.M. (2011) A baseline assessment of patient safety culture among nurses  
21 at student university hospital. *World Journal of Medical Sciences* **6(1)**, 17-26.  
22  
23 Angood P., Colchamiro E., Lyzenga A. & Marinelarena M. (2009) Meeting of the National  
24 Quality Forum Patient Safety Team. Washington, DC.  
25  
26  
27 Aro I, Pietila M & Vehvilainen-Julkunen K. (2012) Needs of adult patients in intensive care  
28 units of Estonian hospitals: a questionnaire survey. *Journal of Clinical Nursing* **21(13-14)**, 1847-  
29 58.  
30  
31  
32 Austin J.M., D'Andrea G., Birkmeyer J.D., Leape L.L., Milstein A., Pronovost P.J., Romano  
33 P.S., Singer S.J., Vogus T.J. & Wachter R.M. (2014) Safety in numbers: the development of  
34 Leapfrog's composite patient safety score for U.S. hospitals. *Journal of Patient Safety* **10(1)**, 67-  
35 71.  
36  
37  
38 Australian Nursing and Midwifery Council [ANMC] *Code of Ethics for Nurses in Australia*.  
39 (2014). Available at:  
40 <http://www.nursingmidwiferyboard.gov.au/documents/default.aspx?record=WD10%2f1352&dbid=AP&checksum=GTNolhwLC8InBn7hiEFag%3d%3d> (accessed 1 November 2015).  
41  
42  
43 Ayre C. & Scally A.J. (2014) Critical values for Lawshe's content validity ratio: revisiting the  
44 original methods of calculation. *Measurement and Evaluation in Counseling and Development*  
45 **47(1)**, 79- 86.  
46  
47  
48 Black A.A., Brauer S.G., Bell R.A., Economidis A.J. & Haines T.P. Insights into the climate of  
49 safety towards the prevention of falls among hospital staff. *Journal of Clinical Nursing*. **20(19-20)**,  
50 2924-30.  
51  
52  
53 Brennan T.A., Leape L.L., Laird N.M., Hebert L., Localio A.R., Lawthers A.G.,  
54 Newhouse J.P., Weiler P.C. & Hiatt H.H. (1991) Incidence of adverse events and  
55 negligence in hospitalized patients. *The New England Journal of Medicine* **324(6)**, 370-  
56 76.  
57  
58  
59  
60

1  
2  
3  
4  
5 Broder H.L., McGrath C. & Cisneros G.J. (2007) Questionnaire development: face validity and  
6 item impact testing of the child oral health impact profile. *Community dentistry and oral*  
7 *epidemiology* **35(Suppl 1)**, 8-19.

8  
9  
10 Colla JB, Bracken AC, Kinney LM & Weeks WB. (2005) Measuring patient safety climate: A  
11 review of surveys. *Quality & Safety in Health Care* **14(5)**, 364-66.

12  
13 Considine J & Currey J. (2014) Ensuring a proactive, evidence-based, patient safety approach to  
14 patient assessment. *Journal of Clinical Nursing* **24 (1-2)**, 300–307.

15  
16  
17 Costello & Osborne JW. (2005) Best practices in exploratory factor analysis: four  
18 recommendations for getting the most from your analysis. *Practical Assessment Research &*  
19 *Evaluation* **10(7)**, 1- 5.

20  
21 Fasoli DR. (2010) The culture of nursing engagement: a historical perspective. *Nursing*  
22 *Administration Quarterly* **34 (1)**, 18–29.

23  
24  
25 Fitzner K. (2007) Reliability and validity: a quick review. *The Diabetes Educator* **33(5)**, 775–  
26 780.

27  
28 Gasparino R.C. & Guirardello E.B. (2009) Translation and cross-cultural adaptation of the  
29 “Nursing Work Index Revised” into Brazilian Portuguese. *Acta Paulista de Enfermagem* **22(3)**,  
30 281-7

31  
32  
33 Ginsburg L., Norton P.G., Casebeer A. & Lewis S. (2005) An educational intervention to  
34 enhance nurse leaders’ perceptions of patient safety culture. *Health Services Research* **40(4)**,  
35 997-1020.

36  
37  
38 Ginsburg L., Gilin D., Tregunno D., Norton P.G., Flemons W. & Fleming M. (2009) Advancing  
39 Measurement of Patient Safety Culture. *Health Services Research*; **44(1)**, 205-24.

40  
41 Graneheim U.H. & Lundman B. (2004) Qualitative content analysis in nursing research:  
42 concepts, procedures and measures to achieve trustworthiness. *Nurse Education Today* **24(2)**,  
43 105–112.

44  
45  
46 Gu M.O., Ha Y. & Kim J. (2015) Development and validation of an instrument to assess  
47 knowledge and skills of evidence-based nursing. *Journal of Clinical Nursing*. **24(9-10)**,1380-93.

48  
49 Gungor I & Beji NK. (2012) Development and psychometric testing of the scales for measuring  
50 maternal satisfaction in normal and caesarean birth. *Midwifery* **28(3)**, 348-57.

51  
52  
53 Hinkin T.R. (1995) A Review of Scale Development Practices in the Study of Organization.  
54 *Journal of Management* **21(5)**, 967-988.

1  
2  
3  
4  
5 Hu L & Bentler PM. (1999) Cutoff criteria for fit indexes in covariance structure analysis:  
6 conventional criteria versus new alternatives. *Structural Equation Modeling: A Multidisciplinary*  
7 *Journal* **6(1)**, 1–55.

8  
9 Hughes R.G. (2008) *Patient safety and quality: An evidence-based handbook for nurses*.  
10 Prepared with support from the Robert Wood Johnson Foundation. AHRQ Publication No. 08-  
11 0043. Rockville, MD: Agency for Health care Research and Quality.

12  
13  
14 Haycock-Stuart E. & Kean S. (2012) Does nursing leadership affect the quality of care in the  
15 community setting? *Journal of Nursing management* **20(3)**, 372-81.

16  
17  
18 Jenaro C., Flores N., Orgaz M.B. & Cruz M. (2011) Vigour and dedication in nursing  
19 professionals: towards a better understanding of work engagement. *Journal of Advanced Nursing*  
20 **67(4)**, 865-75.

21  
22  
23 Kaissi A., Johnson T. & Kirschbaum M.S. (2003) Measuring teamwork and patient safety  
24 attitudes of high-risk areas. *Nursing Economics* **21(5)**, 211-8.

25  
26  
27 Lincoln Y.S. & Guba E.G. (1985) *Naturalistic Inquiry*. Newbury Park, CA: Sage Publications.

28  
29  
30 Litwin M.S. (1995) *How to Measure Survey Reliability and Validity*, Thousand Oaks. CA, Sage  
31 Publications.

32  
33  
34 Manias E., Gerdts M., Williams A. & Dooley M. (2015) Complexities of medicines safety:  
35 communicating about managing medicines at transition points of care across emergency  
36 departments and medical wards. *Journal of Clinical Nursing* **24(1-2)**, 69–80.

37  
38  
39 Martinez-Gonzalez M.A., De Irala J. & Faulin F.J. Bioestadística Amigable. Ed. Dí'az de Santos,  
(2001) Madrid.

40  
41  
42 Munroe B, Curtis K, Considine J & Buckley T. (2013) The impact structured patient assessment  
43 frameworks have on patient care: an integrative review. *Journal of Clinical Nursing* **22(21-22)**,  
44 2991–3005.

45  
46  
47 Nunnally J.C. & Bernstein I.H. (1994) *Psychometric Theory*, 3rd edition. New York, Mc Graw-  
48 Hill Inc.

49  
50  
51 National Council of State Boards of Nursing [NCSBN]. (2012) Report of Findings from the 2011  
52 RN Nursing Knowledge Survey. National Council of State Boards of Nursing, Chicago, IL..

53  
54  
55 National Quality Forum (NQF) *Patient Safety Terms and Definitions*. (2009) Available at:  
56 [https://www.google.com/url?sa=t&rct=j&q=&esrc=s&source=web&cd=1&cad=rja&uact=8&ved=0CB8QFjAAahUKEwi3pvPo7e7IAhULQBQKHUgzAoI&url=https%3A%2F%2Fwww.qualityforum.org%2FTopics%2FSafety\\_Definitions.aspx&usg=AFQjCNHgDOHpE7G4BMB0eqTQ\\_pU2NIZEVA&bvm=bv.106379543,d.ZWU](https://www.google.com/url?sa=t&rct=j&q=&esrc=s&source=web&cd=1&cad=rja&uact=8&ved=0CB8QFjAAahUKEwi3pvPo7e7IAhULQBQKHUgzAoI&url=https%3A%2F%2Fwww.qualityforum.org%2FTopics%2FSafety_Definitions.aspx&usg=AFQjCNHgDOHpE7G4BMB0eqTQ_pU2NIZEVA&bvm=bv.106379543,d.ZWU) (accessed 1 November 2015)  
57  
58  
59  
60



1  
2  
3  
4  
5 Poghosyan L., Clarke S., Finlayson M. & Aiken L.H. (2010) Nurse burnout and quality of care:  
6 cross-national investigation in six countries. *Research in Nursing & Health* **33(4)**, 288–298.  
7

8 Polit D., Beck C. & Owen S. (2007) Is the CVI an Acceptable Indicator of Content Validity?  
9 Appraisal and Recommendations. *Research in Nursing & Health* **30(4)**, 459–467.  
10

11 Pronovost P.J., Weast B., Holzmueller C.G., Rosenstein B.J., Kidwell R.P., Haller K.B., Feroli  
12 E.R., Sexton J.B. & Rubin H.R. (2003) Evaluation of the culture of safety: survey of clinicians  
13 and managers in an academic medical center. *Quality and Safety Health Care* **12(6)**, 405–10.  
14

15  
16 Pronovost P.J., Goeschel C.A., Marsteller J.A., Sexton J.B., Pham J.C. & Berenholtz S.M.  
17 (2009) Framework for patient safety research and improvement. *Circulation* **119(2)**, 330-7.  
18

19  
20 Rashvand F., Salsali M., Ebadi A., Vaismoradi M., Jordan S. & Griffiths P. (2015) Iranian nurses  
21 perspectives on assessment of safe care: an exploratory study. *Journal of Nursing Management*,  
22 DOI: 10.1111/jonm.12338.  
23

24  
25 Schneider Z. (2004) *Nursing research: an interactive learning*, 1st edition. London, Mosby Co.  
26

27  
28 Sexton J.B., Helmreich R.L., Neilands T.B., Rowan K., Vella K., Boyden J., Roberts P.R. &  
29 Thomas E.J. (2006) The Safety Attitudes Questionnaire: psychometric properties, benchmarking  
30 data, and emerging research. *BMC Health Services Research* **6**, 44.  
31

32  
33 Singer S.J., Gaba D.M., Geppert J.J., Sinaiko A.D., Howard S.K. & Park K.C. (2003) The  
34 culture of safety: results from an organization-wide survey in 15 California hospitals. *Quality  
35 and Safety in Health Care* **12(2)**, 112–8.  
36

37  
38 Singer S., Meterko M., Baker L., Gaba D., Falwell A. & Rozen A. (2007) Workforce Perceptions  
39 of hospital safety culture: development and validation of the patient safety climate in healthcare  
40 organizations survey. *Health Services Research* **42(5)**, 1999–2021.  
41

42  
43 Sorra JS & Dyer N. (2010) Multilevel psychometric properties of the AHRQ hospital survey on  
44 patient safety culture. *BMC Health Services Research* **10**,199. doi: 10.1186/1472-6963-10-199  
45

46  
47 SPSS Inc. (2008) *SPSS 16.0 for Windows*. Chicago, SPSS Inc.

48  
49 Streubert H.J. & Carpenter D.R. (2010) *Qualitative Research in Nursing – Advancing the  
50 Humanistic Imperative*, 5th edn. Lippincott Williams & Wilkins, Philadelphia, PA.

51  
52 Tella S., Liukka M., Jamookeeah D., Smith N.J., Partanen P. & Turunen H. (2014) What do  
53 nursing students learn about patient safety? An integrative literature review. *The Journal of  
54 Nursing Education* **53(1)**, 7–13.  
55  
56  
57  
58  
59  
60

1  
2  
3  
4  
5  
6  
7  
8  
9  
10  
11  
12  
13  
14  
15  
16  
17  
18  
19  
20  
21  
22  
23  
24  
25  
26  
27  
28  
29  
30  
31  
32  
33  
34  
35  
36  
37  
38  
39  
40  
41  
42  
43  
44  
45  
46  
47  
48  
49  
50  
51  
52  
53  
54  
55  
56  
57  
58  
59  
60

Vaismoradi M., Salsali M., Turunen H., & Bondas T. (2012a) A qualitative study on Iranian nurses' experiences and perspectives on how to provide safe care in clinical practice. *Journal of Research in Nursing* **18(4)**, 351–365.

Vaismoradi M., Salsali M., Turunen H., Marck P. & Bondas T. (2012b) Exploration of the Process of the development of a theoretical model of safe nursing care. Doctoral dissertation of nursing, Faculty of Nursing & Midwifery, PhD dissertation, Tehran University of Medical Sciences, Tehran, Iran.

Vaismoradi M. (2012c) Nursing education curriculum for improving patient safety. *Journal of Nursing Education and Practice* **2(1)**, 101-104.

Vaismoradi M., Bondas T., Salsali M., Jasper M. & Turunen H. (2014) Facilitating safe care: a qualitative study of Iranian nurse leaders. *Journal of Nursing Management* **22(1)**, 106–116.

Vaismoradi M., Jordan S. & Kangasniemi M. (2015) Patient participation in patient safety and nursing input - a systematic review. *Journal of Clinical Nursing* **24 (5-6)**, 627-39.

Van der Doef M., Mbazzi F.B. & Verhoeven, C. (2012) Job conditions, job satisfaction, somatic complaints and burnout among East African nurses. *Journal of Clinical Nursing* **21(11-12)**, 1763–75.

Waltz C., Stickland O. & Lenz E. (2010) *Nursing and Health Research*, 4nd ed. Sage.

Weingart S.N., Farbstein K., Davis R.B. & Phillips R.S. (2004) Using a multihospital survey to examine the safety culture. *Joint Commission Journal on J Quality and Safety* **30(3)**, 125–32.

Westen D., & Rosenthal R. (2003) Quantifying construct validity: Two simple measures. *Journal of Personality and Social Psychology* **84(3)**, 608-618.

Wilson R.M., Runciman W.B., Gibberd R.W., Harrison B.T., Newby L. & Hamilton J.D. (1995) The quality in Australian health care study. *The Medical Journal of Australia* **163(9)**, 458-71.

White D.E., Jackson K., Besner J., & Norris J.M. (2015) The examination of nursing work through a role accountability framework. *Journal of Nursing Management* **23(5)**, 604-12.

Wong P., Helsinger D. & Petry J. (2002) Providing the right infrastructure to lead the culture change for patient safety. *Joint Commission Journal on J Quality and Safety* **28(7)**, 363–72.

World Health Organization (WHO) (2014) *10 facts on patient safety*. Available at: [www.who.int/features/factfiles/patient\\_safety/en/index.html](http://www.who.int/features/factfiles/patient_safety/en/index.html) (accessed 10 Jun, 2014).

1  
2  
3  
4  
5  
6  
7  
8  
9  
10  
11  
12  
13  
14  
15  
16  
17  
18  
19  
20  
21  
22  
23  
24  
25  
26  
27  
28  
29  
30  
31  
32  
33  
34  
35  
36  
37  
38  
39  
40  
41  
42  
43  
44  
45  
46  
47  
48  
49  
50  
51  
52  
53  
54  
55  
56  
57  
58  
59  
60

Review Copy

Table 1. An example of items designed based on the reanalysis of existing data

Main theme	Theme	Subtheme	Nurses-patient experiences in relation to safe nursing care	Terms designed in accordance with the experiences of nurses/patients in relation to the assessment of safe nursing care
Achieving stability in nursing care	Prioritising patients' needs	Compatibility of the care plan with the patient's need	Patient: It is not only taking care about eating and sleeping, but a nurse should provide holistic care	Physical and psychological needs of patients are addressed.
	Sharing nurses' concerns with other healthcare professionals	Unity and integration of healthcare providers	Head nurse: nurse is responsible for the activities of other members of the team and should check all the activities and physician's order and provide required information to the team members to avoid errors	Working co-ordinately with the care team members and checking activities of other team members
	Developing own care routines	.....	Nurse: If I decide independently and if use my knowledge I feel like I can do my job well	Doing nursing care well and deciding independently based on their own knowledge
	Adapting nurses' practice with safety requirements	Environmental requisites for safe nursing care	Nurse: When the ration numbers of patients to nurses is high, nurse' focus for care comes down and may forget some of the nursing actions	Doing nursing care with a focus on procedures
	Assuring safety as the patient right	.....	Nurse: To ensure security, the physician should consider the patient a sense of obligation. The nurse should remind it to the physician and others	Monitoring the safety of care delivered by other healthcare team members

Table 2. Available instruments in the field of assessment of safe care

Title of instrument	Authors	Source	No of items (demographics not included) And No of dimensions	Stability	Psychometric evaluation methods
Safety Attitudes Questionnaire (SAQ)	Sexton <i>et al.</i> 2006	Based on Flight Management Attitudes Questionnaire (FMAQ)	60 items; 6 dimensions	Cronbach's alpha 0.6 – 0.8	Content validity Exploratory factor analysis Confirmatory factor analysis
Safety Climate Survey (SCS)	Pronovost <i>et al.</i> 2003	Based on SAQ	19 items; 9 dimensions	Cronbach's alpha 0.7 – 0.8	Content validity Confirmatory factor analysis
Veterans Administration Patient Safety Culture Questionnaire (VHA PSCQ)	Colla <i>et al.</i> 2005	Based on the available tools and literature review	71 items; 13 dimensions	Cronbach's alpha 0.4 – 0.9	Content validity Exploratory factor analysis Confirmatory factor analysis
Hospital Survey on Patient Safety (HSOPS)	Sorra & Dyer, 2010	Based on Agency for Healthcare Research and Quality (AHRQ)	44 items; 14 dimensions	Cronbach's alpha 0.6 – 0.8	Content validity Exploratory factor analysis Confirmatory factor analysis
Stanford Patient Safety Center of Inquiry culture survey Stanford (PSCI)	Wilson <i>et al.</i> 1995	Based on the Operating Room Management Attitudes Questionnaire (ORMQ)	89 items; 18 dimensions	Not reported	Content validity
Patient Safety Cultures in Healthcare Organizations (PSHCO)	Singer <i>et al.</i> 2003	Based on the PSCI	82 items; 5 dimensions	Cronbach's alpha 0.6 – 0.8	Content validity Confirmatory factor analysis
Safety Climate Scale (SCS)	Brennan <i>et al.</i> 1991	Based on FMAQ	10 items; 4 dimensions	Not reported	Content validity
Strategies for Leadership: An Organizational Approach to Patient Safety (SLOAPS)	Wong <i>et al.</i> 2002	Based on the Baldrige framework to assess the scope of the convention where patient safety is a strategic priority	58 items; 9 dimensions	Not reported	Content validity
Culture of Safety Survey (CSS)	Weingart <i>et al.</i> 2004	Not listed	34 items; 4 dimensions	Cronbach's alpha less than 0.6	Content validity Face validity
Teamwork and Patient Safety Attitudes Questionnaire	Kaissi <i>et al.</i> 2003	Not listed	24 items 4 dimensions	Not reported	Face validity
Hospital Safety Culture Questionnaire	Singer <i>et al.</i> 2007	Based on ORMQ	99 items 14 dimensions	Not reported	Content validity
Manchester Pati	Pronovost <i>et al.</i>	Made By the University	9 dimensions	Not reported	Content

ent Safety Framework (MaPSaF)	2009	of Manchester based on Western theories			validity
Stanford Instrument	Ginsburg <i>et al.</i> 2005	Based on ORMQ	30 items 5 dimensions	Not reported	Content validity
Patient Safety Culture (PSC) Modified Stanford Instrument	Ginsburg <i>et al.</i> 2009	Based on ORMQ	32 items 3 dimensions	Cronbach's alpha 0.6 – 0.8	Content validity

Table 3. A sample of interviews with the codes assigned to it and the items extracted from them

Participants accounts	Codes	Item extracted from the qualitative study
A nurse from the moment of admission must teach all safety tips to the patient.	Patient safety education	Teaching safety tips (for example, lifting the bed side, ...) to the patient
The head nurse should be careful and ask for the experienced nurse to work along with an unexperienced nurse. It's a method to avoid the errors.	Asking for collaboration of experienced nurses with less experienced nurses.	If possible, the views of other members of the team are used in nursing care.
I use my theoretical knowledge that previously educated to me in my practice.	Using nursing knowledge to practice safely	Maintaining competencies, based on current knowledge and expertise, to perform nursing interventions
Nurses should be trained to report errors. When I see my colleague is making a mistake, I her/him works.	Timely report of patient safety errors; Checking the nurse' interventions	Reporting safety incidents to appropriate personnel, based on the organization's policies and procedures Some critical nursing interventions are checked by the second nurse.
The nurse should work in accordance with humanitarian principles and his conscience, and even if nobody controls it, she should do her tasks principally.	Getting things done in accordance with conscience, without external control	Performing nursing interventions without direct supervision

Table 4. Demographical characteristics of the participants

	Variable	n	%
<b>Gender</b>	Female	187	62.34
	Male	113	37.66
<b>Evaluators' position</b>	Head nurse	154	51.34
	nurse	64	21.33
	Supervisors	82	27.33
<b>Degree</b>	Bachelor	255	85
	Master	45	15
<b>Experience (year)</b>	<5	66	22
	10-5	106	35.3
	>10	128	42.7
	Mean (SD) = 10.12 (6.08)		
<b>Hours of work (hours per each month)</b>	<150	34	11.33
	250-150	238	79.33
	>250	28	9.34
	Mean (SD) = 185.12 (41.58)		
<b>Total</b>		300	100%

Table 5. Cronbach's  $\alpha$  coefficient and ICC for the safe nursing care assessment instrument and its domains (n =300)

Factor	Number of items	Mean (SD)	Cronbach's $\alpha$ coefficient	ICC (95% CI) (n= 30)
<b>Evaluation of nursing skills</b>	16	62.40(11.44)	alpha=0.95	0.73 (0.38-0.88)
<b>Assessing the patient's psychological needs</b>	4	15.46(3.29)	alpha=0.86	0.71 (0.49-0.86)
<b>Assessing the patient's physical needs</b>	7	29.05(4.43)	alpha=0.89	0.72 (0.48-0.85)
<b>Assessing nurses' teamwork</b>	5	20.46(3.45)	alpha=0.88	0.75 (0.47-0.88)
<b>Total</b>	32	127.57(20.77)	alpha=0.92	0.78 (0.48 -0.85)



Table 6. Factors, items and factor loadings for safe nursing care assessment instrument (n = 300)

Domains	Item	Factor1	Factor2	Factor3	Factor4
<b>Cumulative % = 63.56%</b>					
Evaluation of nursing skills	1) Double checking nursing interventions for example insulin doses.	0.758			
% of variance = 23.46	2) Attends organizational programs related to patient safety	0.717			
	3) Acting according to safety hospital protocols that are available, such as correct injection instructions, hand washing.	0.697			
	4) Maintains competencies, based on current knowledge and expertise, to perform nursing interventions	0.673			
	5) Reducing the impact of busy and crowded by focus on procedures in part on patient safety	0.669			
	6) Doing the nursing rounds at the bedside	0.691			
	7) Performing nursing interventions without direct supervision.	0.656			
	8) Provides an environment conducive to the safe provision of patient care	0.640			
	9) Performing nursing interventions without direct supervision.	0.639			
	10) Entrusting the responsibility of specific and difficult tasks to experienced nurses or other professionals.	0.608			
	11) Monitors the safety of care provided by other healthcare team members as appropriate.	0.606			
	12) Reports near-miss safety incidents to appropriate personnel, based on the organization's policies and procedures	0.580			
	13) Meetings of the health care team focus on further improving patient safety	0.553			

	14) Advocacy efforts, on behalf of patients, focus on further improving patient safety.	0.520	
	15) Revises nursing interventions based on the evaluation of outcomes and evidence	0.503	
Assessing the patient's psychological needs % of variance = 13.81	1) Expressing sympathy with the patient.	0.743	
	2) Introducing healthcare professionals to the patient on arrival, if the patient is conscious, and not in the immediate need of stabilization <sup>i</sup>	0.702	
	3) Respecting the patient (for example: greeting the patient when entering the patient's room, introducing oneself using a different word depending on whether the person he/she is addressing is older or younger than the nurse)	0.699	
	4) Responding to patient's inquiries.	0.686	
	5) Giving education on patient safety to inexperienced staff.	0.629	
	6) Allowing the patient to meet his/her closest family members in the hospital, if the patient wishes	0.567	0.504
	7) Seeking patient's comments and perspectives on safety procedures (for example: choosing the injection site, taking vital signs, checking their own medicines, seeking patients' feedback related to nursing interventions	0.535	0.561
Assessing the patient's physical needs % of variance = 13.78	1) Seeing the patient for basic physical needs such as nutrition, excretion, pain	0.726	
	2) Teaching safety tips (for example, lifting the bed side, ...) to the patient	0.714	
	3) Creating a safe environment in terms of infection control	0.686	
	4) Monitoring fluid balance in a timely manner.	0.634	
	5) Providing privacy during nursing procedures	0.616	
	6) Ensuring all prescribed medicines are administered correctly.	0.508	
	7) Monitoring vital signs in a timely manner.	0.506	
Assessing nurses' teamwork % of variance = 12.49	1) Consistently working with other members of the care team as a coordinated team.		<b>0.673</b>
	2) If possible, the views of other members of the team uses in nursing care.		<b>0.660</b>
	3) Communicating important		<b>0.563</b>

	information to other healthcare team members in a timely manner.	
4)	Seeks assistance from other nurses and staff when warranted	<b>0.527</b>
5)	Reports safety incidents to appropriate personnel, based on the organization's policies and procedures	<b>0.517</b>

Table 7. The factors, their labels, number of items and percentage of explained variance

<b>Factor</b>	<b>Label</b>	<b>Number of items</b>	<b>Percentage of explained variance</b>
1	Evaluation of nursing skills	16	23.46%
2	Assessing the patient's psychological needs	4	13.81%
3	Assessing the patient's physical needs	7	13.78%
4	Assessing nurses' teamwork	5	12.49%

Table 8. Comparison of safe nursing care assessment instrument and three well-known instruments

Instrument	Focus	Items	Domains	Items similar to ASNC	Reliability	validity
Assessment of Safe Nursing Care (ASNC) (our instrument)	Nurses' performance	41 items	Nursing skills Physical needs Psychological needs team work Ethics		Cronbach's alpha 0.6 – 0.8	Face validity, Content validity, Exploratory factor analysis and Confirmatory factor analysis
Safety Attitudes Questionnaire (SAQ) (Sexton <i>et al.</i> 2006)	Employee's attitude	60 items	Teamwork climate Safety climate Perceptions of management Job satisfaction Work conditions Stress recognition	36, 35, 34, 33    3, 13	Cronbach's alpha 0.6 – 0.8	Content validity, Exploratory factor analysis and Confirmatory factor analysis
Patient Safety Climate Healthcare Organization (PSCHO) (Singer <i>et al.</i> 2007)	Assessment of patient safety culture	38 items	Senior managers' engagement Organizational resources Overall emphasis on safety Unit safety norms Unit recognition Support for safety Fear of shame Fear of blame Learning Provision of safe care	25 10  38, 37 38, 37 9, 7	Cronbach's alpha 0.6 – 0.8	Content validity and Confirmatory factor analysis
Hospital Survey on Patient Safety (HSOPS) (Sorra & Dyer 2010)	Assessment of safety climate, attitude and practice	58 items	Communication openness Error feedback Frequency of reported events Handoffs & transitions Management support for patient safety Non-punitive responses to error Organizational learning—Continuous improvement Overall perceptions of patient safety Staffing Supervisor/manager expectations and actions promoting safety	36, 35, 34, 33 38, 37 38, 37 36, 35, 34, 33 38, 37 9,7 25 40, 39, 2	Cronbach's alpha 0.6 – 0.8	Content validity, Exploratory factor analysis and Confirmatory factor analysis

---

Teamwork across  
units

---

Teamwork within  
units

36, 35,

34, 33

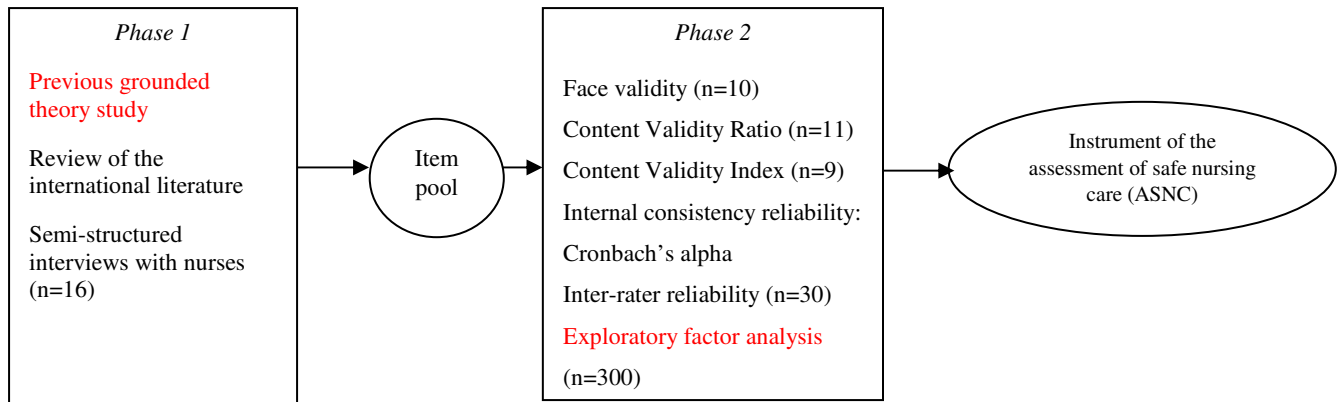
---

Review Copy

Table 9. Comparison of the ASNC domains with other instruments

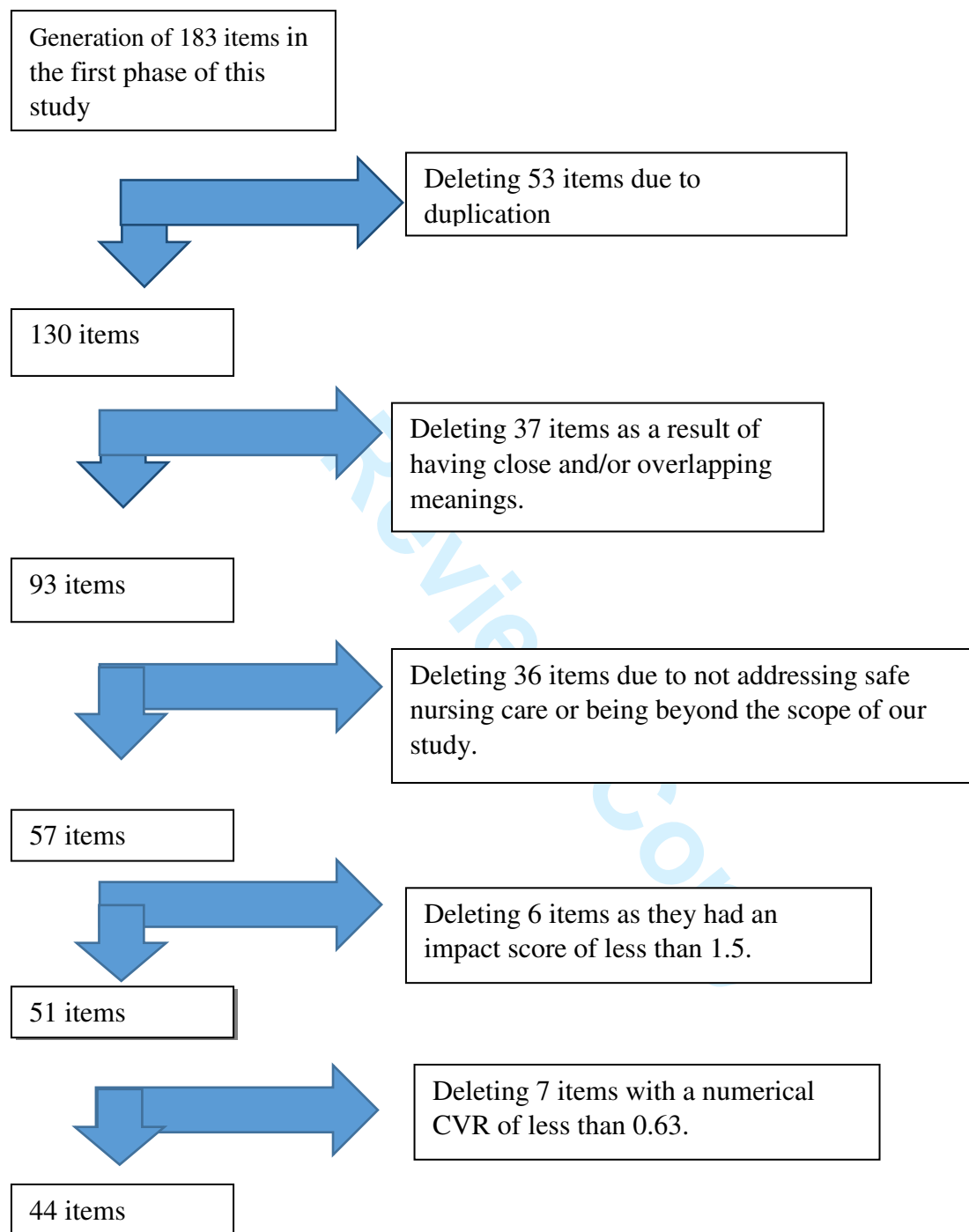
Instrument/ domains (subdomains)	Nursing skills: 1) Measurement of the standard care routines	Physical needs	Psychological needs	teamwork	Ethics: 1) Care in accordance with human values
	2) direct and indirect assessment of nursing actions				2) Self-control
	3) Evaluation of error reporting system				
Safe nursing care assessment (ASNC) (Our instrument)	Yes	Yes	Yes	Yes	Yes
	Yes				Yes
	Yes				
Safety Attitudes Questionnaire (SAQ) (Sexton <i>et al.</i> 2006)	No	No	Yes( in domain of patient safety culture)	Yes(in domain of "work group climate")	No
	No				No
	No				
Patient Safety Climate Healthcare Organization (PSCHO) (Singer <i>et al.</i> 2003)	Yes( in domain of "Unit safety norms")	Yes( in domain of "Overall emphasis on safety")	No	Yes(in domain of "organizational resources")	No
	No				No
	Yes( in domain of "Fear of the blame" and "Fear of shame")				
Survey on Patient Safety (HSOPS) (Sorra & Dyer 2010)	No	Yes( in domain of an overall perceptions of patient safety)	No	Yes(in domain of "communication openness", "handoffs & transitions of patients' information between wards or from a shift to another shift", "teamwork across units" and "teamwork within units")	No
	Yes( in domain of "Supervisor/manager expectations and actions promoting safety")				No
	Yes( in domain of "feedback & communication about error", "frequency of events reported" and "no punitive response to error")				

Figure 1. A summary of the study method



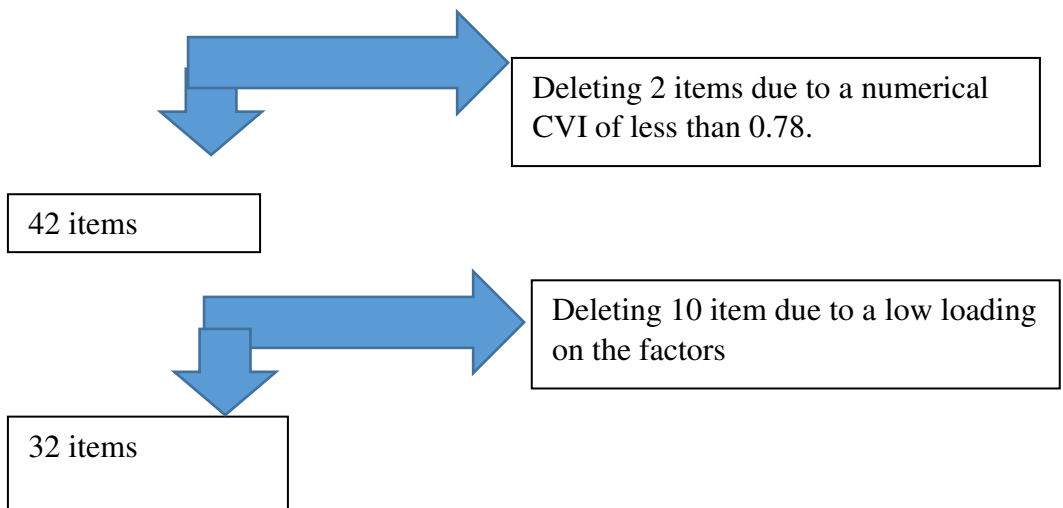
Review Copy

Figure 2: A summary of the instrument development and psychometric evaluation





1  
2  
3  
4  
5  
6  
7  
8  
9  
10  
11  
12  
13  
14  
15  
16  
17  
18  
19  
20  
21  
22  
23  
24  
25  
26  
27  
28  
29  
30  
31  
32  
33  
34  
35  
36  
37  
38  
39  
40  
41  
42  
43  
44  
45  
46  
47  
48  
49  
50  
51  
52  
53  
54  
55  
56  
57  
58  
59  
60



Review Copy

1  
2  
3  
4  
5  
6  
7  
8  
9  
10  
11  
12  
13  
14  
15  
16  
17  
18  
19  
20  
21  
22  
23  
24  
25  
26  
27  
28  
29  
30  
31  
32  
33  
34  
35  
36  
37  
38  
39  
40  
41  
42  
43  
44  
45  
46  
47  
48  
49  
50  
51  
52  
53  
54  
55  
56  
57  
58  
59  
60

Figure 3. Scree plot for the sample in this study (n=300)

