





Article

The Arthropod Fauna of Oak (*Quercus* spp., Fagaceae) Canopies in Norway

Karl H. Thunes ^{1,*}, Geir E. E. Søli ², Csaba Thuróczy ³, Arne Fjellberg ⁴, Stefan Olberg ⁵, Steffen Roth ⁶, Carl-C. Coulianos ⁷, R. Henry L. Disney ⁸, Josef Stary ⁹, G. (Bert) Vierbergen ¹⁰, Terje Jonassen ¹¹, Johannes Anonby ¹², Arne Köhler ¹³, Frank Menzel ¹³ , Ryszard Szadziewski ¹⁴, Elisabeth Stur ¹⁵ , Wolfgang Adaschkiewitz ¹⁶, Kjell M. Olsen ⁵, Torstein Kvamme ¹, Anders Endrestøl ¹⁷, Sigitas Podenas ¹⁸, Sverre Kobro ¹, Lars O. Hansen ², Gunnar M. Kvifte ¹⁹, Jean-Paul Haenni ²⁰  and Louis Boumans ² 

- ¹ Norwegian Institute of Bioeconomy Research (NIBIO), Department Invertebrate Pests and Weeds in Forestry, Agriculture and Horticulture, P.O. Box 115, NO-1431 Ås, Norway; torstein.kvamme@nibio.no (T.K.); s-kobro@online.no (S.K.)
 - ² Natural History Museum, University of Oslo, P.O. Box 1172 Blindern, NO-0318 Oslo, Norway; g.e.e.soli@nhm.uio.no (G.E.E.S.); l.o.hansen@nhm.uio.no (L.O.H.); louis.boumans@jus.uio.no (L.B.)
 - ³ Malomarok, u. 27, HU-9730 Kőszeg, Hungary; thuroczy.cs@freemail.hu
 - ⁴ Mågerøveien 168, NO-3145 Tjøme, Norway; arnecoll@gmail.com
 - ⁵ Biofokus, Gaustadalléen 21, NO-0349 Oslo, Norway; stefan@biofokus.no (S.O.); kjell-magne@biofokus.no (K.M.O.)
 - ⁶ University Museum of Bergen, P.O. Box 7800, NO-5020 Bergen, Norway; steffen.roth@um.uib.no
 - ⁷ Kummelnäsvägen 90, SE-132 37 Saltsjö-Boo, Sweden; cc.coulianos@telia.com
 - ⁸ Department of Zoology, University of Cambridge, Downing St., Cambridge CB2 3EJ, UK; rhld2@cam.ac.uk
 - ⁹ Institute of Soil Biology, Academy of Sciences of the Czech Republic, Na Sádkách 7, CZ-37005 České Budějovice, Czech Republic; josef.stary@seznam.cz
 - ¹⁰ Netherlands Food and Consumer Product Authority, P.O. Box 9102, NL-6700 HC Wageningen, The Netherlands; g.vierbergen@nvwa.nl
 - ¹¹ Naustvikvegen 69, NO-4170 Sjernarøy, Norway; terjonas36@gmail.com
 - ¹² Øvre Nordstranda 429, NO-6823 Sandane, Norway; fmsfja@statsforvalteren.no
 - ¹³ Senckenberg Deutsches Entomologisches Institut, Eberswalder Straße 90, DE-15374 Müncheberg, Germany; arne.koehler@senckenberg.de (A.K.); frank.menzel@senckenberg.de (F.M.)
 - ¹⁴ Department of Invertebrate Zoology and Parasitology, University of Gdańsk, Wita Stwosza 59, PL-80-308 Gdańsk, Poland; ryszard.szadziewski@biol.u.g.edu.pl
 - ¹⁵ NTNU University Museum, Department of Natural History, Norwegian University of Science and Technology, NO-7491 Trondheim, Norway; elisabeth.stur@ntnu.no
 - ¹⁶ Bismarckstraße 41, DE-28203 Bremen, Germany; wroa@arcor.de
 - ¹⁷ Norwegian Institute for Nature Research, Sognsveien 68, NO-0855 Oslo, Norway; anders.endrestol@nina.no
 - ¹⁸ Nature Research Centre, Akademijos Str. 2, LT-08412 Vilnius, Lithuania; sigitas.podenas@gamtc.lt
 - ¹⁹ Faculty of Biosciences and Aquaculture, Nord University, N-7729 Steinkjer, Norway; gunnar.mikalsen-kvifte@nord.no
 - ²⁰ Muséum d'Histoire Naturelle, Rue des Terreaux 14, CH-2000 Neuchâtel, Switzerland; jean-paul.haenni@unine.ch
- * Correspondence: karl.thunes@nibio.no



Citation: Thunes, K.H.; Søli, G.E.E.; Thuróczy, C.; Fjellberg, A.; Olberg, S.; Roth, S.; Coulianos, C.-C.; Disney, R.H.L.; Stary, J.; Vierbergen, G.; et al. The Arthropod Fauna of Oak (*Quercus* spp., Fagaceae) Canopies in Norway. *Diversity* **2021**, *13*, 332. <https://doi.org/10.3390/d13070332>

Academic Editors: Spyros Sfenthourakis and Luc Legal

Received: 4 June 2021

Accepted: 13 July 2021

Published: 19 July 2021

Publisher's Note: MDPI stays neutral with regard to jurisdictional claims in published maps and institutional affiliations.



Copyright: © 2021 by the authors. Licensee MDPI, Basel, Switzerland. This article is an open access article distributed under the terms and conditions of the Creative Commons Attribution (CC BY) license (<https://creativecommons.org/licenses/by/4.0/>).

Abstract: (1) We document the invertebrate fauna collected from 24 oak canopies in east and west Norway as a contribution to the Norwegian Biodiversity Information Centre's 'The Norwegian Taxonomy Initiative'. (2) A snap-shot inventory of the canopies was recorded by means of emitting a mist of natural pyrethrum into the canopies at night using a petrol-driven fogger and collecting the specimens in butterfly nets spread on the ground under the canopy. (3) Almost the entire catch of more than 6800 specimens was identified to 722 species. Out of 92 species new to the Norwegian fauna, 21 were new to science and, additionally, 15 were new to the Nordic fauna. Diptera alone constituted nearly half of the species represented, with 61 new records (18 new species). Additionally, 24 Hymenoptera (one new species), six oribatid mites (two new species) and one Thysanoptera were new to the Norwegian fauna. (4) Our study emphasizes the importance of the oak tree as a habitat both for a specific fauna and occasional visitors, and it demonstrates that the canopy fogging technique is an efficient way to find the 'hidden fauna' of Norwegian forests. The low number of

red listed species found reflects how poor the Norwegian insect fauna is still studied. Moreover, the implication of the IUCN red list criteria for newly described or newly observed species is discussed.

Keywords: *Quercus*; oak; canopy; fogging; new species; inventory; Norway

1. Introduction

Pedunculate oak (*Quercus robur* L.) and sessile oak (*Q. petraea* (Matt.) Liebl.) are regarded as a biodiversity hotspot in Northern Europe and have been the target of a wide variety of biodiversity studies on arthropods (e.g., [1–10]).

Relatively few studies have targeted oak canopy invertebrates sampled with canopy fogging methods in Europe but see, e.g., [11–13] and chapters in [14]. Efraín Tovar-Sánchez with colleagues, together with a few others (e.g., [15–23]), have been pioneers in the Americas on oak canopy studies.

Emitting insecticides into the forest canopy to sample invertebrates has opened up a new area of forest biodiversity research. Originally developed in the tropics, canopy fogging techniques are now being used increasingly in temperate forests to increase the knowledge of European arboreal fauna [11,14,24–38]. Stork and colleagues [34] discuss the efficiency of fogging as a method for sampling arthropods from the canopies. A larger spectrum of species is sampled compared with any other single method. This makes fogging a useful method for arthropod snapshot inventories. The major disadvantage is that external and internal feeders are underrepresented (phloem feeders, leaf miners and wood borers), non-obligate occasional by-passers (tourists) will be captured and that the method is sensitive to wind and precipitation [39,40].

This study presents empirical data and analyses of oak canopy invertebrate data from a survey of 24 oak canopies in Norway. We proposed the following hypotheses: 1) there are large geographical differences in species composition and 2) trees on cultivated lands (Berge and Mule Varde) have a different species composition than forest trees. Both hypotheses are related to climatic differences on macro- (H1) and microlevels (H2) (e.g., [41]) as well as the geography of Norway, where oaks are distributed along the coast, usually with scattered populations [42,43]. H2 is founded on the generally more uniform structure of managed lands and lack of a multi-layered canopy of such forest stands [44]. The project was granted by the Norwegian Biodiversity Information Centre as a part of the Norwegian Taxonomy Initiative to search for the hidden life and new species in Norway.

2. Materials and Methods

2.1. The Oaks

Quercus robur and *Q. petraea* have a sympatric distribution and often hybridize [45], though *Q. robur* is claimed to be more widespread [42,43]. Thus, we have not distinguished between the two species of oak or their hybrids in this study.

2.2. Site Descriptions

The study was carried out at six sites in southern Norway in June–July 2011 and 2012 (Figure 1, Table 1). All sites were continuous oak-dominated forests, except Berge (site 1) and Mule Varde (site 5), which had oak trees scattered on managed land. Four oaks were treated at each site. The sites were carefully selected to represent a gradient from the inner fjords of West Norway, via known biodiversity hotspots inland Vestfold and Telemark to the coastal areas of SE Norway [8,46–48] aligned with the hypotheses.

Site 1 (Berge) is a protected landscape area and classified as IUCN category V [49]. It contains the largest assemblage of old and pruned oak trees in the country. This and the proximity to a lake with specialized swamp vegetation and several old buildings are the main reasons for its protection status [47].

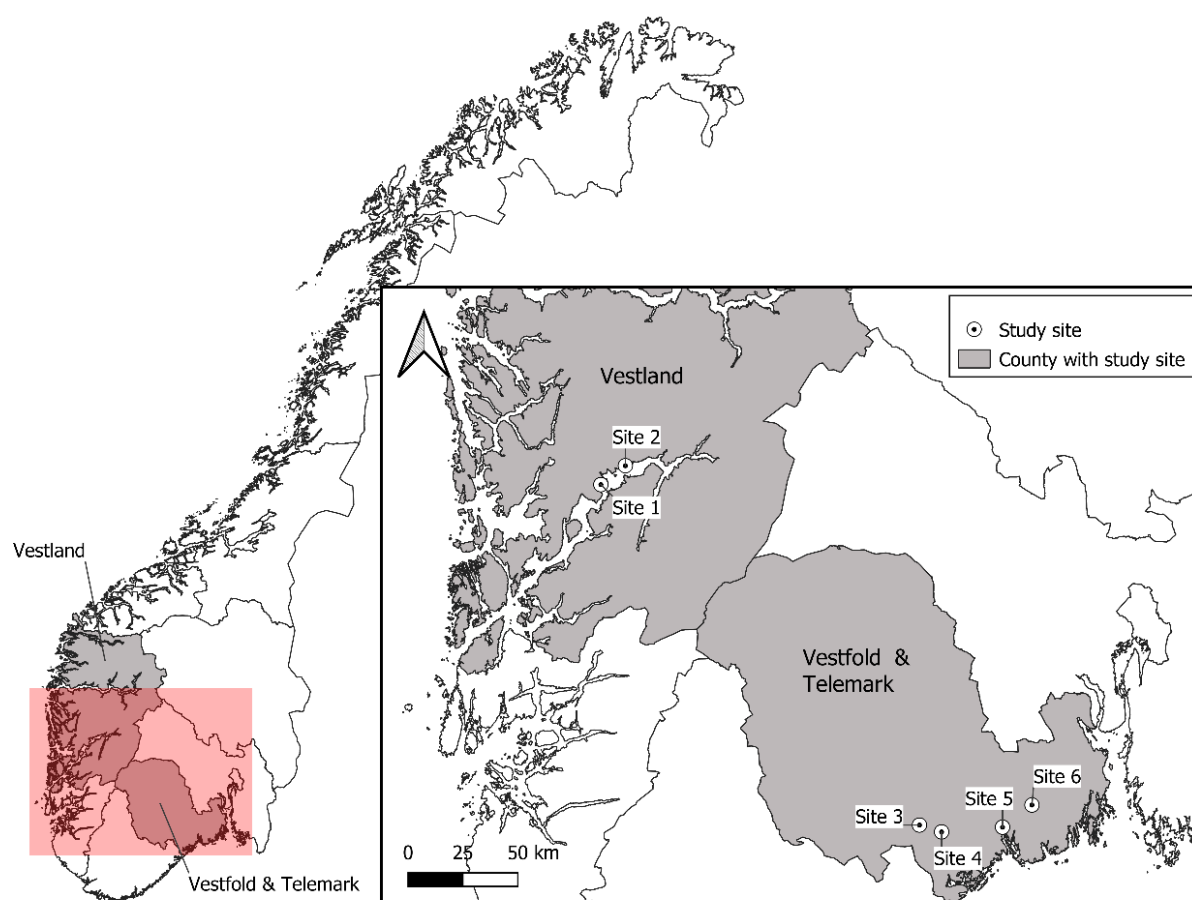


Figure 1. Site overview.

Table 1. Site details.

Site	County	Municipality	Locality	Georeference	m asl	Sampling Period
1	Vestland	Kvam	Berge	N60.32 E6.17	0–50	21–23 June 2011
2	Vestland	Kvam	Skeianeset	N60.41 E6.35	100–200	28 June–14 July 2012
3	Vestfold and Telemark	Drangedal	Steinknapp	N59.08 E9.04	100–150	28–29 June 2011
4	Vestfold and Telemark	Drangedal	Djupedal	N59.06 E9.22	150–200	2 July 2011
5	Vestfold and Telemark	Porsgrunn	Mule Varde	N59.10 E9.70	0–50	11–12 July 2012
6	Vestfold and Telemark	Larvik	Skjærstjø	N59.20 E9.92	100–150	6–10 July 2012

Site 2 (Skeianeset) is a steep slope facing south and has according to one of the highest concentrations of hollow, previously pruned oaks in Norway [46]. The area is characterized by having an unusually high proportion of red-listed species of plants, bryophytes and fungi and is considered to be one of the most important deciduous forests in West Norway [46].

Site 3 (Steinknapp) is a nature reserve that is known to harbor many rare and threatened species (e.g., [48]). Its importance for biological diversity also explains its status as a nature reserve (IUCN category IA). Most likely, large parts of this area were clear-cut in the past as really old oaks are sparsely present and the more or less continuous oak forest is rather homogenous. The oaks treated in this study were just outside of the reserve.

Site 4 (Djupedal) is also a nature reserve protected according to the IUCN IA criteria. In contrast to the nearby site 3, there are several giant oaks in this area and the forest is characterized as old growth. Moreover, the forest is more closed and heterogeneous than at site 3.

Site 5 (Mule Varde) is a cultural heritage site and public park. Large oak trees are scattered throughout the property.

Site 6 (Skjærsjø) is a mixed deciduous forest with larger areas of conifer woods intermixed.

2.3. Data Collection

The trees were chosen to represent ‘typical’ trees in the areas. This implies that after traversing the site, the chosen trees were not at the edges, not standalone trees except for at Berge and Mule Varde where most trees were standalone. Furthermore, the biggest and smallest trees were also avoided. Arthropod sampling was performed by emitting a 1% concentration of natural pyrethrum, Py-Sekt, into the canopy using a Golden Eagle 2610E fogger for approximately 10 minutes in the period between 1 AM and 3 AM on a windless and dry night. Py-sekt contains 1–5% piperonyl butoxide and 0–1% pyrethrum [50]. It breaks down quickly in direct sunlight and is, therefore, relatively safe to use in natural environments [51]. The available space for arthropods will obviously vary both according to the breadth and height of the crown, but for practical reasons we preferred to collect knocked-down invertebrates from a fixed area. Twenty large butterfly nets (18 with Ø50 cm and 2 with Ø100 cm, mesh size from 0.3–0.5 mm) were mounted on the ground or on the lower branches beneath the crown to collect the knocked-down invertebrates, i.e., 5.11 m² of the area beneath each tree was sampled. As so, the proportion of the crown projection area covered will vary slightly between individual trees but is assumed not to affect the qualitative data. The nets remained on the ground for approximately one hour after fogging before the collected material was transferred to 80% ethanol. The material was then sorted and shipped to the co-authors of this paper for identification, with the exception of Lepidoptera and cecidomyiid midges, which remain unidentified.

Most of the material is stored in the Natural History Museum at the University of Oslo and the Norwegian Institute of Bioeconomy Research’s entomological collection. The phorid flies are at the Zoological Museum at Cambridge University, England, and a part of sciarid material, including the holotype of *Bradysia quercina* Menzel and Köhler, 2014, is deposited at the Senckenberg Deutsches Entomologisches Institut, Müncheberg, Germany.

2.4. Species Records

Species designated as new records for Norway or the Nordic countries at the time of identification were based on the individual expert’s consideration, but also on published records in Fauna Europaea [52] and records in the Norwegian Biodiversity Information Centre’s species record database accessed throughout the preparation of this manuscript at www.artsdatabanken.no.

Specimens fully identified to species level were included in the analyses and counted in addition to unidentified species with only one species collected in the respective higher taxon. Uncertain species identifications, i.e., denoted with *confer* (cf.) or *near*, were included when the species were not already identified with certainty from other specimens. In cases where the identity of the species was clear, yet undefined (i.e., denoted as sp., sp. 1, etc.), the species beyond the number of identified species were counted. When more unidentified species within the same genus were found, i.e., spp., they were not included in the counts except for counting 1 when no other species in that genus was found. Abundances of common species of spiders and collembolans were sometimes indicated as ‘few’, ‘some’ and ‘many’, and were thence given dummy numbers 5, 10 and 20, respectively.

2.5. Data Analyses

Rarefaction curves extrapolated to three times the sample size, i.e., 72 trees were carried out with EstimateS, version 9.1.0 [53]. The extrapolation relies on statistical sampling methods rather than modeling. Here, the bias corrected form of Chao1 is the asymptotic richness estimator for individual-based abundance data [54]. We chose to extrapolate because rarefaction curves of insect assemblages are usually steep and do not converge unless

a massive sampling effort is conducted. However, extrapolation beyond three times the sample size is not recommended [53] because the variance increases with the extrapolation.

Whittaker's β was calculated as a measure of species turnover along the sampling gradient. It is insensitive to species richness and is calculated as follows:

$$\beta = \left(\frac{\left(\frac{S}{\alpha_{max}} \right) - 1}{N - 1} \right) \times 100 \quad (1)$$

where S = total number of species, α_{max} = highest number of species in any one locality and N = the number of localities [55]. It ranges from zero (no turnover) to 100 (every locality has a unique set of species). These calculations were performed to complement multivariate analysis using detrended correspondence analysis (DCA) with Canoco, version 4.56 [56] to relate species composition and site characteristics along the sampling gradient. The aim was to investigate whether the species composition within a site differed from the composition of species at the other sites and relate that to environmental characteristics. DCA assumes unimodal species responses to environmental factors in contrast to principal components analysis, or its detrended equivalent, where linear responses are assumed [57]. Therefore, over a longer geographic gradient with different climatic or other underlying environmental factors, DCA is to be preferred. The multivariate analysis was performed on untransformed species abundances with downweighing rare species.

3. Results

3.1. Faunistics

Combined, more than 6800 specimens were identified to 722 species. Ninety-two species (12.7%) were new to the Norwegian fauna upon sampling (Table A1), 61 Diptera, 24 Hymenoptera, one Thysanoptera and six oribatid mites. Of these, the following 21 species (2.9%) were new to science: 16 phorid flies (13 described in [25]), one sciarid midge [27], one chironomid midge [58], one aphelinid wasp [59] and two oribatid mites awaiting description. Additionally, of the 92 new Norwegian records, 15 were found in the Nordic countries for the first time (Table A1). Diptera was the most species-rich order of invertebrates with 334 species (46.3%), followed by Hymenoptera with 117 (16.2%) and Coleoptera with 84 (11.6%). Additionally, Diptera was represented with the highest number of specimens with 1339 (19.5%), followed by Hemiptera with 1108 (16.1%) and Coleoptera with 821 (12.0%). Collembola and Araneae were not included in the specimen calculations as their abundances were ranked for the common species. These figures correspond well with other inventories from canopies.

Amongst the sites, the six most species-rich orders were represented in stable proportions with respect to the number of species present (Figure 2), with Diptera being the clearly most species rich at all the sites (29% in Skjærstjø to 47% in Berge). The proportion of specimens for the six most abundant orders, however, showed a varied pattern in that Isopoda constituted 23% of the specimens collected at Djupedal, Hemiptera almost 45% at Mule Varde and Coleoptera 25% at Skjærstjø (Figure 2). Moreover, the number of collected species ranged from 166 in Berge to 370 in Steinknapp, and the number of specimens collected was 4.6 times higher in Steinknapp (2440) than at Berge (536) (Table 2). Steinknapp contained 1.8 times as many species as the second most species-rich site, Djupedal (just a few kilometers away). Although species new to science were found in all the localities, 14 of the 21 new species were found in Steinknapp (25 specimens) with five species as the second highest number in any of the other localities (Skjærstjø, 37 specimens). In addition, 45 species new to Norway (134 specimens) were found in Steinknapp, followed by 20 species (60 specimens) in Djupedal.

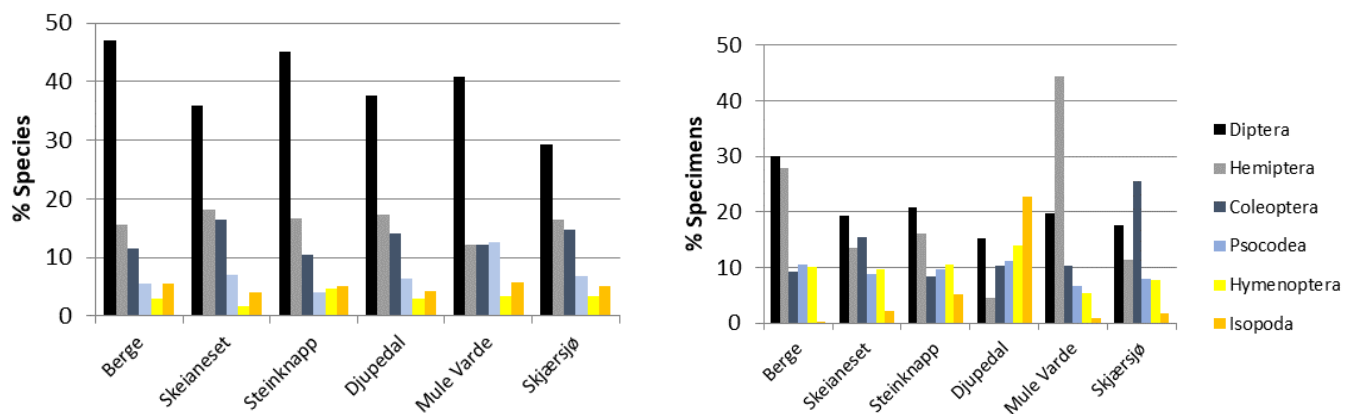


Figure 2. (Left) Percentage distribution of species (top six orders). (Right) Percentage distribution of specimens (top six orders).

Table 2. Site diversity data. N_{Species} = Number of species collected from the site. $N_{\text{Specimens}}$ = Number of specimens collected from the site. R_{α} = Range of species numbers collected from any tree within the site. $R_{\text{Specimens}}$ = Range of specimens collected from any tree within the site. $N_{\text{Singletons}}$ = Number of species represented by one specimen only. Turnover = Whittaker's β within the site.

	N_{Species}	$N_{\text{Specimens}}$	R_{α}	$R_{\text{Specimens}}$	$N_{\text{Singletons}}$	Turnover
Berge	166	536	31–86	83–209	82	31.01
Skeianeset	170	719	40–88	76–324	95	31.06
Steinknapp	370	2440	69–192	278–916	198	30.90
Djupedal	207	1671	8–103	42–787	103	33.66
Mule Varde	174	669	38–80	92–336	111	39.17
Skjærsjø	177	830	52–76	179–230	108	44.30

Even though 50.6% of the species (358 species) were represented by singletons and 56.1% (397 species) were found in only one tree (uniques), the turnover along the entire sampling gradient (all 24 trees) was as low as $\beta = 13.34$. Rejecting H1, this means that the species communities along the gradient are comparably similar. Between-site turnover showed the same with $\beta = 18.27$. Within the sites, however, turnover was higher (Table 2), ranging from 31.01 (Berge) to 44.30 (Skjærsjø). Thus, despite the high turnover within each site (Table 2), the shift in species composition throughout the sampling gradient was comparably lower, indicating that a similar set of species appear in low numbers in geographically disjunct locations.

This separation of sites is also reflected in the DCA ordination diagram (Figure 3), as the two sites on cultivated land (Berge and Mule Varde) were nicely grouped separately from the other sites indicating similar within-site composition of species but different from each other (except tree 11 from Steinknapp), and thus supporting H2. At the opposite side of the gradient, the Djupedal site also indicates a similar species composition within the site, but different from the other sites. The strong explanatory powers of the DCA axes one and two (Eigenvalues = 0.51 and 0.32, respectively), as well as the long gradient (3.98 SD), corroborate this.

3.2. Species Records

3.2.1. Araneae

Spiders are all predators and are usually more associated with their prey than with tree species. Noteworthy though, among the 28 species collected, one threatened species was found (*Dipoena braccata* (C. L. Koch, 1841), see Table 3). *Diplocephalus picinus* (Blackwall, 1841) is a species normally found in broadleaf forests, while *Moebelia penicillata* (Westring, 1851), *Paidiscura pallens* (Blackwall, 1834), *Neriene peltata* (Wider, 1834) and *Theridion mystaceum* L. Koch, 1870 are all known to climb trees [6,60].

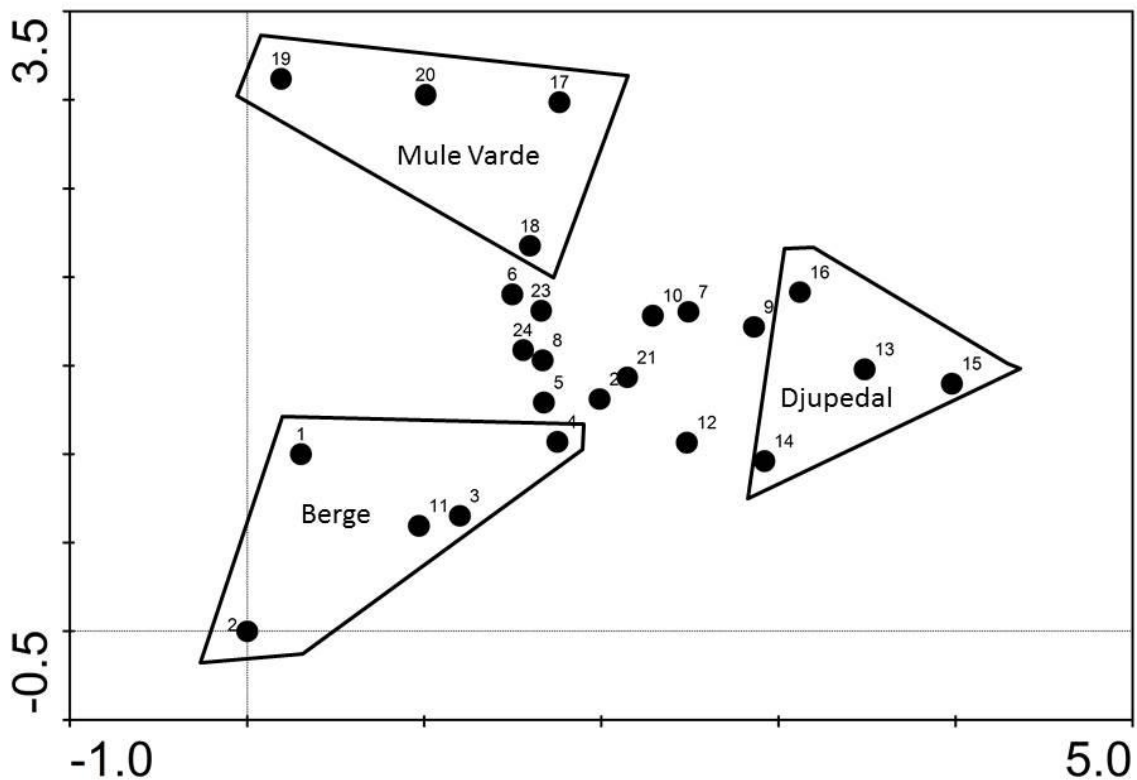


Figure 3. DCA ordination diagram. Eigenvalue 1 = 0.51. Eigenvalue 2 = 0.32. Dummy values 5, 10 and 20 for Araneae and Collembola included as described in the material and methods chapter.

Table 3. Red listed species [61]. Categories: VU = vulnerable, NT = near threatened.

Order	Family	Species	Category	Locality	Specimens	Biology
Araneae	Theridiidae	<i>Dipoena braccata</i> (C. L. Koch, 1841)	VU	Steinknapp	Few	Lower branches, conifer forests
Isopoda	Trachelipodidae	<i>Trachelipus ratzeburgii</i> (Brandt, 1833)	NT	Djupedal Skjærstjø Skeianeset	16 3 1	Broadleaf forest
Coleoptera	Cantharidae	<i>Malthinus seriepunctatus</i> Kiesenwetter, 1852	NT	Steinknapp Djupedal	3 32	Thermophilus, predator, <i>Quercus</i>
	Scirtidae	<i>Prionocyphon serricornis</i> (Müller, 1821)	NT	Skeianeset	2	Eurytop, saprophagous
	Dasytidae	<i>Dasytes aeratus</i> Stephens, 1830	NT	Mule Varde	1	Eurytop, predator

3.2.2. Acari

Two oribatid mites new to science were found. *Damaeus* sp. n. was abundant, with 51 specimens and was present at all the sites except Djupedal, while *Phthiracarus* sp. n. was found with five geographically disjunct specimens (Table A1). In addition, the following four oribatid species were recorded from the Nordic countries for the first time: *Liacarus (Dorycranosus) splendens* (Coggi, 1898) with one specimen from Steinknapp, *Oribatella (Oribatella) quadricornuta* (Michael, 1880) with 14 specimens from Steinknapp, *Phauloppia nemoralis* (Berlese, 1916) with one specimen from Skeianeset and two from Steinknapp, and *Xenillus (Xenillus) discrepans* Grandjean, 1936 with 14 specimens from Skeianeset, three from Mule Varde and one from Skjærstjø, respectively.

Among the arboreal species of oribatid mites inhabiting the oak canopies, we can include the following species living in the growths of mosses and lichens therein: *Camisia* (C.) *horrida* (Hermann, 1804), *Carabodes* (C.) *areolatus* Berlese, 1916, *Carabodes* (C.) *labyrinthicus* (Michael, 1879), *Cyberemaes cymba* (Nicolet, 1855), *Eupelps acromios* (Hermann, 1804) and *Oribatula (Zygoribatula) exilis* (Nicolet, 1855). The following specialized lichenophagous

species were also common in the treetops, feeding on the lichen thalluses: *Phauloppia lucorum* (C. L. Koch, 1841) and *Phauloppia nemoralis* (Berlese, 1916). The following oribatid species, preferring decaying wood, were also frequent in tree canopies: *Caleremaeus monilipes* (Michael, 1882), *Carabodes (C.) rugosior* Berlese, 1916 and *Euphthiracarus (E.) cribrarius* (Berlese, 1904). Arboreal species are usually bigger (length of body 600–1000 µm), dark brown or black, with a heavily sclerotized cuticle and a thick layer of waxy cerotegument on the body surface, protecting them from desiccation. Forest litter and soil species, on the other hand, are characteristically smaller, lighter in color, with a weaker sclerotized cuticle and a thinner layer of cerotegument (families Tectocephidae, Oppiidae, Suctobelbidae, Brachychthoniidae, etc.). They were not found in the tree canopies.

3.2.3. Isopoda

Trachelipus ratzeburgii (Brandt, 1833) is categorized as near threatened on the Norwegian red list [61]. It appeared with 16 specimens in Djupedal and three in Skjærstjø (Table 3).

3.2.4. Collembola

Being scavengers for most, springtails are common in trees [62]. All of the 23 species found in the oak canopies can be considered as common species, with *Entomobrya nivalis* (Linnaeus, 1758) as the most abundant species in this study by far. This species, together with *E. albocincta* (Templeton, 1835), *E. corticalis* (Nicolet, 1842), *E. marginata* (Tullberg, 1871) and *Sminthurinus alpinus* Gisin, 1953, are known arboreal species being associated with the lichens growing on bark.

3.2.5. Hemiptera

Altogether, 35 species of Hemiptera were collected—21 Heteroptera and 14 Auchenorrhyncha—most of them are oak associates [6,63,64]. *Temnostethus gracilis* Horváth, 1907 and *Phylus melanocephalus* (Linnaeus, 1767) were the two most common species of Heteroptera and were found in almost all the sites. Other oak dwellers worth mentioning are, for example, *Cylloceria hystrix* (Linnaeus, 1767), *Psallus varians* (Herrich-Schaeffer, 1841), *P. mollis* (Mulsant and Rey, 1852), *P. variabilis* (Fallén, 1807) and *P. wagneri* Ossiannilsson, 1953.

3.2.6. Psocodea

Twenty-four species of the order Psocodea were collected from the oak canopies, all belonging to families formerly referred to as the paraphyletic «order Psocoptera» [65,66]. Most Psocodea feed on algae, microfungi and lichens, or decomposing stages of these, as well as pollen. Most of the foliage-living species are associated with either conifers or broadleaved trees, whereas bark-living species (on trunks as well as branches and twigs) are less discriminate. For most Psocodea, the character of the foodstuff itself, which may be dependent on physical factors such as moisture, light and exposure, is probably more important than the tree species. No Psocodea species was found at all the sites, but *Reuterella helvimacula* (Enderlein, 1901), *Valenzuela flavidus* (Stephens, 1836) and *Mesopsocus unipunctatus* (Müller, 1764) were the most common species (see Table A1). Almost all of the collected species are arboreal on a variety of tree species; *Lachesilla quercus* (Kolbe, 1880) has been believed to be confined to oak [6], but may also be found on other tree species, and outside the distribution of oak. Its apparent association with oak may rather be an expression of its preference [67,68] for dead leaves lingering on the tree, as commonly found on oaks, or on cut-off branches on the ground. *Valenzuela flavidus* and *Graphopsocus cruciatus* (Linnaeus, 1768) are associated with foliage of various deciduous trees [6,69].

3.2.7. Thysanoptera

Five specimens of *Poecilothrips albopictus* Uzel, 1895 were found at the two sites in Drangedal and in Larvik. This species was taken for the first time in Norway and its distribution indicates that it is fairly common. The biology of Thysanoptera is generally

poorly known and it cannot be claimed that any of the 14 species in this study are associated with oaks—they are more likely to be associated with substrates offered by the tree, such as fungal spores, algae, etc.

3.2.8. Diptera

This was by far the most species rich group, with 334 species collected, 18 species new to science, 7 species new to the Nordic fauna and an additional 52 species caught in Norway for the first time (Table A1). Phoridae was the family with the largest number of specimens collected (212 specimens), followed by Ceratopogonidae (203) and Chironomidae (123). Phoridae was also the most species rich family by far, with 76 species, of which 16 species were new to science (all of them in the genus *Megaselia*); in addition, four species were new to the Nordic countries and 23 were new to Norway [25]. *Borophaga agilis* (Meigen, 1830) was reported new to Norway in [25], but was later found to have been reported in [70]. Sciaridae was the second most species-rich group, with 43 species (one species new to science and eleven new records for Norway) [27,71], followed by Chironomidae with 42 species (one species new to science [58], and two new to Norway). In addition, the following families were represented by new records: Limoniidae and Lauxaniidae (one new to the Nordic countries and one new to Norway, respectively), Ceratopogonidae (one new to the Nordic countries) and Fanniidae (one new to Norway).

The ecology of Diptera is mostly poorly known, and the abundant families in this study, e.g., Phoridae, Ceratopogonidae and Chironomidae, are usually neglected in general faunistic surveys. Only adults were identified, while habitat requirements are a characteristic of the larvae of most species in these families. Nonetheless, most of the species in the sciarid genera *Bradysia*, *Corynoptera* and *Scatopsiara* in this study (see Table A1) might have a connection with oak trees beyond accidental visits, as they are mentioned as deciduous forest species in the literature [27,72]. Other species of Sciaridae are also mentioned as deciduous forest associates (see Table A1). Additionally, *Phyllodromia melanocephala* (Fabricius, 1794) (Empididae) and *Systemus bipartitus* (Loew, 1850) (Dolichopodidae) are species known to inhabit deciduous forests. The first was one of the most common species, with 77 specimens collected and from all the sites.

Many species of Diptera are known to be trunk dwelling, fungivores or associated with rotting wood, habitats that are present abundantly in old oak trees. A rather high proportion of the collected species, where ecological information is available, can be assigned to either of these categories, most of them with few specimens. One exception was *Forcipomyia titillans* (Winnertz, 1852), a rotting matter associate [73], which was found with 22 individuals.

Other individual species accounts worth mentioning are those being abundant at all the sites or aggregated at any one site. *Culicoides impunctatus* Goetghebuer, 1920 (Ceratopogonidae) is a haematophagous parasite on vertebrates and is also known to aggregate close to the breeding sites, which are humid areas, preferably peat bogs [74]. It was abundant in Steinknapp and Skjærnsjø in particular, with 36 and 30 specimens collected, respectively. *Phora edentata* Schmitz, 1920 (Phoridae), a species new to Norway, was fairly abundant at most of the sites, which indicates that it is a rather common species. Two other species, *Rhagio lineola* Fabricius, 1794 (Rhagionidae) and *Lyciella platycephala* (Loew, 1847) (Lauxaniidae) were abundant in most sites. Both of these species are common and occupy many habitats. Twelve specimens of *Anapausis helvetica* Haenni, 1984 (Scatopsidae) were collected from Mule Varde and not from elsewhere. This species is rarely collected, but present knowledge may indicate an association with open areas, farmlands and parks [75]. *Platypalpus ecalceatus* (Zetterstedt, 1838) (Hybotidae) was collected with 13 individuals and only in Djupedal. This species is most likely a predator, as are nearly all Empidoidea (Terje Jonassen, pers. comm), but we cannot readily explain why it appears aggregated at only one site. We can see a similar pattern for two other Empidoidea, the dolichopodids *Chrysotimus flaviventris* (von Roser, 1840) and *Dolichopus plumipes* (Scopoli, 1763), being represented with 21 and 66 specimens in the Drangedal samples,

respectively, and almost absent from all the other sites (see Table A1). Ten specimens of *Megaselia robertsoni* Disney, 2008 (Phoridae), a species new to Norway, were found only at Steinknapp.

3.2.9. Hymenoptera

A total of 117 species of Hymenoptera were collected, with one species new to science, four species new to the Nordic countries and 21 additional species new to Norway (Table A1). Many of the specimens could only be identified to genera or 'near to' designated species. Thus, we cannot rule out that there are additional undescribed species in this material. Of the two suborders, Symphyta and Apocrita were represented only by Apocrita. Of the 118 species, 12 Aculeata, i.e., nine Formicidae and three Crabronidae, were found, with the remaining 106 species all belonging to the 'Parasitica infraorder'. Ceraphronoidea with 22 species (68 specimens); Chalcidoidea, 55 species (160); Cynipoidea, nine species (31); Diaprioidea, 11 species (15); Platygastridae, 21 species (56). The Ichneumonidae superfamily was not processed, only one species of *Gelis* sp. (1) has been added to the list. Ants in the mound building *Formica rufa* group, namely *F. polyctena* (Förster, 1850) were, not surprisingly, the most abundant species. They were all collected in Drangedal and from all the treated trees at Djupedal. None of the remaining species were abundant in any of the sites, but 30 specimens of *Tamarixia pubescens* (Nees, 1834) (Eulophidae), a new species to the Nordic fauna, were collected and taken at all the sites. This is a parasitoid of psyllids known to parasitize *Trioza remota* Förster, 1848 [76], which, as nymph, is an oak obligate. *T. remota* was, however, not found in this study. *Seladerma tarsale* (Walker, 1833) (Pteromalidae) was also rather common with 24 specimens, whereof 14 were collected in Steinknapp. This species is a primary parasitoid of Agromyzidae flies [77]. No Agromyzidae were present in the material, however.

The representation of species shows a well-defined association with oak-galls. The oak-galls living inquilins are *Ceroptres clavicornis* Hartig, 1840, *Neuroterus* nr. *politus* Hartig, 1840, *Saphonecrus connatus* (Hartig, 1840), *Synergus apicalis* Hartig, 1841, *S. crassicornis* (Curtis, 1838), *S. gallaepomiformis* (Fonscolombe, 1832) and *S. pallipes* Hartig, 1840, all of which are in the Cynipidae family. Of the large number of oak-gall parasitoids the following are worth mentioning: *Aulogygnus gallarum* (Linnaeus, 1761) (Eulophidae), *Eupelmus annulatus* Nees, 1834 (Eupelmidae), *Ormyrus pomaceus* (Geoffroy, 1785) (Ormyridae) and the pteromalids *Cecidostiba semifascia* (Walker, 1835), *Mesopolobus dubius* (Walker, 1834), *M. fasciventris* Westwood, 1833, *M. tarsatus* (Nees, 1834), *M. tibialis* (Westwood, 1833), *M. xanthocerus* (Thomson, 1878), *Megastigmus dorsalis* (Fabricius, 1798) and *Torymus flavipes* (Walker, 1833).

3.2.10. Coleoptera

Of the 84 species of beetles found, the following three are on the Norwegian red list: *Malthinus seriepunctatus* Kiesenwetter, 1851 (Cantharidae), *Prionocyphon serricornis* (Müller, 1821) (Scirtidae) and *Dasytes aeratus* Stephens, 1830 (Dasytidae) (Table 3), all of which are categorized as near threatened in [61].

Several of the following species are associated with oak or oak habitats: the curculionid *Archarius pyrrhoceras* (Marsham, 1802), *Coeliodes rana* (Fabricius, 1787), *Orchestes quercus* (Linnaeus, 1758), the already-mentioned cantharid *M. seriepunctatus*, the ciid *Cis vestitus* (Mellié, 1848), the melandryid *Conopalpus testaceus* (Olivier, 1790), the chrysomelid *Cryptocephalus labiatus* (Linnaeus, 1761) and the cerambycid *Leiopus linnei* Wallin, Nylander and Kvamme, 2009 [10,36,78]. Furthermore, many species are known to be arboreal (see Table A1) but being rare in this material was common for most of them. A common, arboreal species was *Otiorhynchus singularis* (Linnaeus, 1767) (Curculionidae), which is a species found almost everywhere. Thirty-one specimens were found at all the sites but Skjærsjø. Another weevil, *Strophosoma capitatum* (De Geer, 1775), a common herbivore on broadleaf trees, was found with 86 specimens at all but the two sites in Western Norway. The predacious Cantharidae *Malthodes guttifer* Kiesenwetter, 1852 was collected at all the

sites, except for Berge, with a total of 61 specimens. This is a common species associated with shrubs and often found climbing trees [10]. Eleven specimens of *Orchesia micans* (Panzer, 1793) (Melandryidae) were taken in Skjærstjø, its only appearance in the study. It has a close association with polypore fungi in the genus *Inonotus* [79]. The throsacid *Trixagus dermestoides* (Linnaeus, 1767) was found with 11 specimens, ten of them from Steinknapp. This species is known as a generalist pollen and mold feeder (e.g., [80]), with habitats plentiful in oaks.

3.2.11. Species Accumulation

The number of invertebrate species collected was 722 and with an overall turnover of 13.34, suggesting a rather homogenous species pool along the sampling gradient, thus rejecting H1. Despite the apparent homogeneity, there is a logarithmic relationship between the number of specimens collected and the number of species found (Figure 4), suggesting that a much more profound sampling effort needs to be performed before the accumulation curve starts to converge. A steep species accumulation curve is to be expected, as the sample size was low and there was a high number of singletons and uniques.

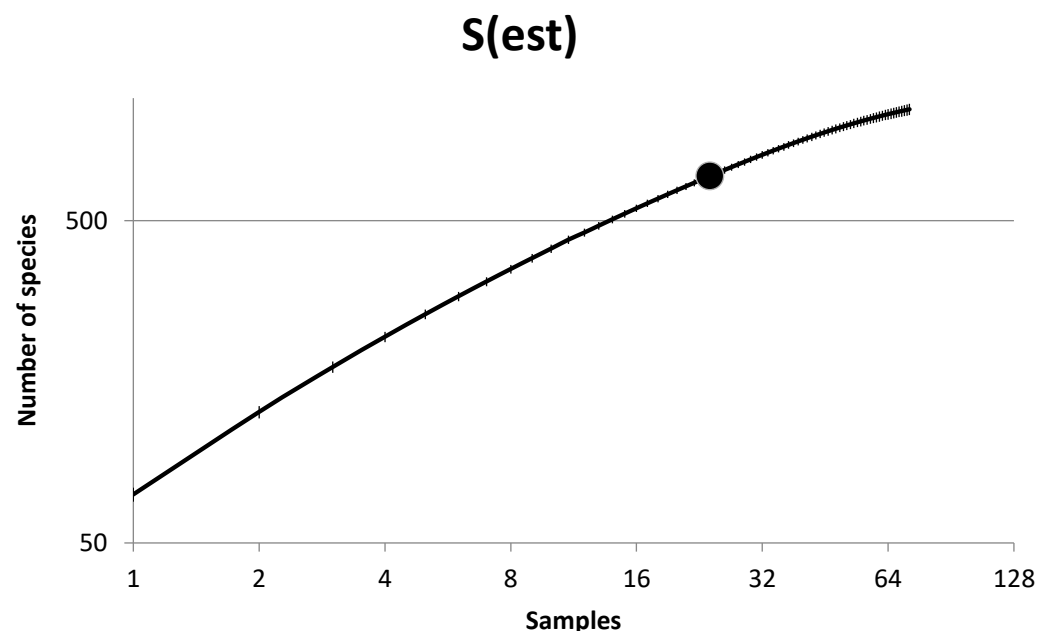


Figure 4. Rarefaction curves of oak diversity extrapolated beyond the dot (i.e., 24 trees) to yield 72 treatments (i.e., trees). The dot shows the number of species sampled by the number of trees treated. Note the log₂ x-axis and the log₁₀ y-axis.

4. Discussion

4.1. Invertebrate Samples

The number of collected specimens in this study was very low compared with the material collected from a comparable study of 24 pine trees over a geographic gradient from west to east Norway, and where nearly 30,000 specimens were collected using the same methodology [38]. One explanation is fairly obvious, as the weather in both sampling periods (June/July 2011/2012) was generally cool and wet. The monthly temperature in 2011 was, on average, slightly higher than the normal temperature (ranging from -0.1 °C below (Kvam, June) to $+1.7$ °C above (Kvam, July)), but the precipitation ranged from 104% (Kvam, July) to 270% (Drangedal, July) of the normal [81,82]. For the year 2012, the monthly temperature was lower than the normal temperature (from -1.8 °C (Drangedal, June) to -0.2 °C (Kvam, July) below), and these months were also generally wetter than the normal (from 69% (Kvam, June) to 169% (Kvam, July)) [83,84]. Other reasons for the low catch may be related to the structure and complexity of the oak canopy compared with

the more open canopy of, for example, pine, in that a larger proportion of the invertebrates remain in the tree—either stuck in the dense foliage or on the branches [40].

4.2. Faunistics

Despite the fact that the ecology is unknown for many species (see Table A1), a large proportion of the species found in this study must be assumed to be occasional visitors (i.e., the oak canopy is not their primary habitat). As oaks offer a wide selection of sites to rest, swarm and feed, an abundance of generalists is to be assumed, as well as opportunists taking advantage of the secondary habitats in the trees, for example, the ant *Camponotus ligniperda* (Latreille, 1802) living in dead parts of the tree or the numerous species associated with deposited leaf litter or soils. Yet, a few other species are likely to be accidental visitors from the surroundings, e.g., species associated with grasses and *Calluna* (see Table A1). The presence of the marine chironomid *Halocladius variabilis* (Stæger, 1839) in Steinknapp is surprising, as the distance to the ocean is about 30 km. Its presence in Skeianeset and Mule Varde makes sense, however, as both sites are close to the sea.

Even though neither the psyllid *Trioxa* nor agromyzid flies were found as adults, we must believe them to be present, as parasitoids of both were common—*Tamarixia pubescens* (Eulophidae) and *Seladerma tarsale* (Pteromalidae), respectively. Both host groups are known to live on oaks [85,86]. Another fact to note is that no species of the egg parasitoid family Mymaridae (Chalcidoidea) were collected. Mymaridae are among the smallest insects in the world and, regarding the number of species and specimens collected, it is inconceivable that Mymaridae species would not be present in larger numbers as well. Unfortunately, due to their size and fragility, they are likely to remain in the canopy foliage after fogging.

Correspondence in the presence of species over a broader selection of the literature shows that 80 of the species collected in this study were also present in other European studies on oak canopy or oak tree faunas [2,6,9,10,36,60,63,64,69,78,87,88].

4.3. Conservation and Distribution of Invertebrates

Some paradoxes arise when comparing the number of red-listed species with the number of species new to science or new occurrences. Only five red-listed species were found, while the number of new occurrences, including new species, were 92 altogether, most of them with very few specimens. This demonstrates how poorly known the Norwegian arboreal invertebrate fauna still is. One of the criteria for inclusion on the Red List is that a species should be known to reproduce for more than 10 years in the period 1800–2015 [61]. Moreover, rarity is not a criterion for inclusion as such, but reduced population sizes, reduced habitats or reduced distributions are. Thus, the value of the red list category for a species is based on the changes in the intermediate-term development of its population and no new species or species observations will qualify for considerations into the list, but it should incentivize the monitoring of those species. Inasmuch, a new species does not necessarily have to be rare, it may just have been overlooked. Several new species or occurrences were widespread and with intermediate numbers, e.g., *Damaeus* n. sp. (50 specimens, five localities), *Xenillus* (*Xenillus*) *discrepans* (18 specimens, three localities), *Tamarixia pubescens* (30 specimens, all localities), *Megaselia ignobilis* (19 specimens, four localities) and *Phora edentata* (40 specimens, four localities) (Table A1). Canopy specialists may well have been overlooked, as some are, apparently, rarely collected using conventional techniques and the obvious inaccessibility to the canopy complicates sampling.

Oaks used to be evenly distributed within its distributional range in Norway, and fragmentation was caused by overexploitation and a colder climate in the beginning of the sub-Atlantic era [89]. The rejection of H1 can be a response to a historically continuous distribution of oaks by the remaining relic populations of invertebrates. Additionally, compared with the more diverse forest sites, the poorer community of plants, homogeneous canopy structure [44] and different microclimate [41,90] in the actively managed sites, Mule

Varde and Berge, are likely to source a different fauna to the oak trees on these sites, thus, supporting H2.

Author Contributions: Conceptualization, K.H.T. and G.E.E.S.; methodology, K.H.T.; formal analysis, K.H.T.; investigation, G.E.E.S., C.T., A.F., S.O., S.R., C.-C.C., R.H.L.D., J.S., G.V., T.J., J.A., A.K., F.M., R.S., E.S., W.A., K.M.O., T.K., A.E., S.P., S.K., L.O.H., G.M.K., J.-P.H. and L.B.; data curation, G.E.E.S. and T.K.; writing—original draft preparation, K.H.T.; writing—review and editing, G.E.E.S., C.T., A.F., S.O., S.R., C.-C.C., R.H.L.D., J.S., G.V., T.J., J.A., A.K., F.M., R.S., E.S., W.A., K.M.O., T.K., A.E., S.P., S.K., L.O.H., G.M.K., J.-P.H. and L.B.; project administration, K.H.T. and G.E.E.S.; funding acquisition, K.H.T. and G.E.E.S. All authors have read and agreed to the published version of the manuscript.

Funding: This research was funded by the Norwegian Biodiversity Information Centre, grant numbers 70184219 and 70184228.

Institutional Review Board Statement: Not applicable.

Data Availability Statement: Input data and result files to the numerical analyses can be acquired by contacting K.H.T. They are also available by consulting post@nibio.no.

Acknowledgments: We are indebted to Hans Nyeggen, Adrian Rasmussen, Jon Peder Lindemann and Vebjørn G. Thunes for assistance during the field work. We would also like to thank Tibor Bukovinszky for valuable comments on the manuscript and to Belachew Gizachew Zeleke for preparing Figure 1. Finally, we would like to thank the landowners in question for giving permission to use their land.

Conflicts of Interest: The authors declare no conflict of interest. The funders had no role in the design of the study; in the collection, analyses, or interpretation of data; in the writing of the manuscript, or in the decision to publish the results.

Appendix A

Table A1. Complete list of species with numbers per locality. Literature used for the table: [2,6,10,12,27,38,58–60,62–64,67–71,78,87,91–164], relevant volumes of Die Käfer Mitteleuropas, Danmarks Fauna, Svensk Insektfauna, Fauna Entomologica Scandinavica, and personal comments from the authors. The (B) and (S) in the heading under Kvam are Berge and Skeianeset, respectively, while the (S) and (D) under Drangedal are Steinknapp and Djupedal, respectively. An \square , * or ** in front of the species name depicts a new record for either science, Norway or Nordic countries upon sampling, respectively. x, xx and xxx represent dummy numbers 5, 10 and 20, respectively.

Higher Taxon	Species	Habitat	Kvam		Drangedal		Porsgrunn Larvik	
			1(B)	2(S)	3(S)	4(D)	5	6
ARANEAE								
Anyphaenidae	<i>Anyphaena accentuata</i> (Walckenaer, 1802)	Varies			x			x
Araneidae	<i>Araneus sturmi</i> (Hahn, 1831)	Conifer forests		x		x		
	<i>Araniella displicata</i> (Hentz, 1847)				x			
Clubionidae	<i>Clubiona brevipes</i> Blackwall, 1841					x		x
Dictynidae	<i>Dictyna pusilla</i> Thorell, 1856				x			
Linyphiidae	<i>Agyneta conigera</i> (Cambridge, 1863)							x
	<i>Diplocephalus picinus</i> Blackwall, 1841	Broadleaf forest					x	
	<i>Entelecara acuminata</i> (Wider, 1834)		x		x			
	<i>Erigone atra</i> Blackwall, 1833	Varies					x	
	<i>Maso sundevalli</i> (Westring, 1851)				x			
	<i>Moebelia penicillata</i> (Westring, 1851)	Crevices, forests, arboreal					x	
	<i>Neriene peltata</i> (Wider, 1834)	Branches, bushes	x	x	x	x		x
	<i>N. radiata</i> (Walckenaer, 1842)				x			
	<i>Pelecopsis elongata</i> (Wider, 1834)	Vegetation, dry					x	
	<i>Ero furcata</i> (Villers, 1789)	Varies			x			
Mimetidae	<i>Philodromus cespitum</i> (Walckenaer, 1802)	Conifer forests				x		x
Philodromidae	<i>Pisaura mirabilis</i> (Clerck, 1757)	Heath, dry				x		
Pisauridae	<i>Segestria senoculata</i> (Linnaeus, 1758)	Holes in wall and bark				x		
Segestriidae	<i>Tetragnatha montana</i> Simon, 1874		x					
Tetragnathidae	<i>Selimus vittatus</i> (C. L. Koch, 1836)		x		x			
Theridiidae	<i>Dipoena braccata</i> (C. L. Koch, 1841)	Thermoph., branches				x		
	<i>Paidiscura pallens</i> (Blackwall, 1834)	Varies, oak	x	x	x	x	x	x
	<i>Parasteatoda tepidariorum</i> (C. L. Koch, 1841)					x		
	<i>Platnickina tincta</i> (Walckenaer, 1802)	Conifer forests				x		
	<i>Robertus neglectus</i> (Cambridge, 1871)						x	
	<i>Theridion hemerobium</i> Simon, 1914					x		
	<i>T. mystaceum</i> L. Koch, 1870	Synantrop, bark, bush					x	
Uloboridae	<i>Hyptiotes paradoxus</i> (C. L. Koch, 1834)	Spruce forest				x		
Sum species: 28			5	3	17	6	6	6

Table A1. Cont.

Higher Taxon	Species	Habitat	Kvam		Drangedal		Porsgrunn	Larvik
			1(B)	2(S)	3(S)	4(D)	5	6
OPILIONES								
Phalangiidae	<i>Lacinius ephippiatus</i> (C. L. Koch, 1835)			12	1	3		
	<i>Mitopus morio</i> (Fabricius, 1799)			1				1
Sclerosomatidae	<i>Leiobunum gracile</i> Thorell, 1876						2	1
	<i>Nelima gothica</i> Lohmander, 1945					2		
Sum species: 4				2	2	1	1	2
Sum specimens: 23				13	3	3	2	2
ACARI								
Anystidae	<i>Anystis baccharum</i> (Linnaeus, 1758)	Predator, woody plants	7	1	272	120	8	
Ascidae	<i>Neojordensia sinuata</i> Athias-Henrlot, 1973	Predator			1			
Bdellidae	<i>Bdella iconica</i> Berlese, 1923	Predator			1			
	<i>B. muscorum</i> Ewing, 1909	Predator			4			
	<i>Biscirus silvaticus</i> (Kramer, 1881)	Predator			6	8		
Erythraeidae	cf. <i>Abrolophus</i> sp.			1				
Eupodidae	<i>Eupodes voxencollinus</i> Thor, 1934					1		
Ixodidae	<i>Ixodes ricinus</i> (Linnaeus, 1758)	Mammal parasite	4	4	2			3
Parasitidae	<i>Holoparasitus calcaratus</i> (C. L. Koch, 1839)	Predator			1	2		
	<i>Parasitus</i> sp.	Predator					2	
Phytoseiidae	<i>Euseius finlandicus</i> (Oudemans, 1915)	Predator, woody plants	1		1			
Zerconidae	<i>Zercon spatulatus</i> (C. L. Koch, 1839)	Predator, dry habitats			1			
Achipteriidae	<i>Achipteria (A.) coleoptrata</i> (Linnaeus, 1758)	Forest litter, meadows,						1
Caleremaeidae	<i>Caleremaeus monilipes</i> (Michael, 1822)	Decaying wood, stumps			1			
Camisiidae	<i>Camisia (C.) horrida</i> (Hermann, 1804)	Mosses on trees	2		12	7	1	5
	<i>Heminothrus (Platynothrus) peltifer</i> (C. L. Koch, 1839)	Forest litter, mosses	1					2
Carabodidae	<i>Carabodes (C.) areolatus</i> Berlese, 1916	Lichens, mosses on trees			1			
	<i>C. (C.) labyrinthicus</i> (Michael, 1879)	Lichens, mosses on trees		3	1			4
	<i>C. (C.) ornatus</i> Štorkán, 1925	Coniferous forest litter						1
	<i>C. (C.) rugosior</i> Berlese, 1916	Forest litter, stumps,	1					
	<i>Odontocepheus (O.) elongates</i> (Michael, 1879)	Forest litter, mosses			1			
Cepheidae	<i>Cepheus cepheiformis</i> (Nicolet, 1855)	Forest leaf litter						1
Metrioppiidae	<i>Ceratoppia bipilis</i> (Hermann, 1804)	Forest leaf litter				1		
Cyberemaeidae	<i>Cymbaeremaeus cymba</i> (Nicolet, 1855)	Lichens, mosses on trees		1		4		1
Damaeidae	<i>Damaeus</i> n.sp.		2	7	9		2	31
Ceratozetidae	<i>Diapterobates humeralis</i> (Hermann, 1804)	Forest litter, mosses			47	2		12
	<i>Trichoribates (T.) trimaculatus</i> (C. L. Koch, 1836)	Forest litter						1
Eremaeidae	<i>Eueremaeus oblongus silvestris</i> Forsslund, 1956	Mosses, leaf litter			5	1	1	
Phenopelopodidae	<i>Eupelops acromios</i> (Hermann, 1804)	Mosses, lichens on trees			8	16		4
Euphthiracaridae	<i>Euphthiracarus (E.) cribrarius</i> (Berlese, 1904)	Forest litter, decaying wood	1					
Galumnidae	<i>Galumna (G.) lanceata</i> (Oudemans, 1900)	Forest litter						1
Oribatulidae	<i>Hemileius (H.) initialis</i> (Berlese, 1908)	Forest litter, meadows	1		2		1	1
	<i>Oribatula (Zygoribatula) exilis</i> (Nicolet, 1855)	Mosses, lichens on trees		1	13			1
	<i>Phauloppia lucorum</i> (C. L. Koch, 1841)	Lichens on trees	5	6	87	43	6	23
	** <i>P. nemoralis</i> (Berlese, 1916)	Lichens on trees		1	2			
Chamobatidae	<i>Chamobates (C.) borealis</i> (Trägårdh, 1902)	Forest litter			1	1		2
	<i>C. (C.) pusillus</i> (Berlese, 1895)	Forest litter	3	2	4	4		1
Liacaridae	** <i>Li acarus (Dorycranosus) splendens</i> (Coggi, 1898)	Decaying wood,			1			
	<i>L. (Li acarus) coracinus</i> (C. L. Koch, 1841)	Decaying wood, litter						1
Mycobatidae	<i>Mycobates (M.) parmeliae</i> (Michael, 1884)	Forest litter				2		
Oribatellidae	** <i>Oribatella (Oribatella) quadricornuta</i> (Michael, 1880)	Forest litter			14			
Phthiracaridae	<i>Phthiracarus</i> n. sp.			1	1			3
Steganacaridae	<i>Steganacarus (Tropacarus) carinatus</i> (C. L. Koch, 1841)	Leaf litter in forests			1			
Xenillidae	** <i>Xenillus (Xenillus) discrepans</i> Grandjean, 1936	Deciduous forest litter		14			3	1
Sum species: 44			11	12	28	14	8	22
Sum specimens: 907			28	42	500	212	24	101
ISOPODA								
Armadillidiidae	<i>Armadillidium pictum</i> Brandt, 1833			14	127	366		8
	<i>A. pulchellum</i> (Zencker, 1799)							2
Oniscidae	<i>Oniscus asellus</i> Linnaeus, 1758		2	2				1
Philosciidae	<i>Philoscia muscorum</i> (Scopoli, 1763)						6	
Trachelipodidae	<i>Trachelipus ratzeburgii</i> (Brandt, 1833)	Broadleaf forest				16		3
Sum species: 5			1	2	1	2	1	4
Sum specimens: 547			2	16	127	382	6	14
MYRIAPODA								
Chilopoda								
Lithobiidae	<i>Lithobius borealis</i> Meinert, 1868				2	3		7
Diplopoda								
Julidae	<i>Cylindroiulus punctatus</i> (Leach, 1815)					1		1
Sum species: 2						1	2	1
Sum specimens: 13						3	6	8

Table A1. Cont.

Higher Taxon	Species	Habitat	Kvam		Drangedal		Porsgrunn	Larvik	
			1(B)	2(S)	3(S)	4(D)	5	6	
COLLEMBOLA									
Bourletiellidae	<i>Bourletiella hortensis</i> (Fitch, 1863)	Vegetation		1					
	<i>Deuterostminthurus bicinctus</i> (Koch, 1840)	Vegetation, bushes	8						
Dicyrtomidae	<i>Dicyrtomina minuta</i> (O. Fabricius, 1783)	Forest floor	2				3		
Entomobryidae	<i>Entomobrya albocincta</i> (Templeton, 1835)	Bark, lichens		3					
	<i>E. corticalis</i> (Nicolet, 1842)	Bark, lichens			xx	xx	1		
	<i>E. marginata</i> (Tullberg, 1871)	Bark, lichens			x		xx		
	<i>E. nicoleti</i> (Lubbock, 1868)	Forest floor		9					
	<i>E. nivalis</i> (Linnaeus, 1758)	Bark, lichens	1	90	xxx	xxx	20	xxx	
	<i>Lepidocyrtus lignorum</i> (Fabricius, 1793)	Litter		1	xx	x	6	5	
	<i>L. violaceus</i> (Geoffroy, 1762)	Litter					1		
	<i>Orchesella bifasciata</i> Bourlet, 1839	Moss, rocks, trunks		11	x	xx		3	
	<i>O. cincta</i> (Linnaeus, 1758)	Forest floor		3		xx	3		
	<i>O. flavescens</i> (Bourlet, 1839)	Forest floor				x	1	1	
	<i>Willowsia buskii</i> (Lubbock, 1870)	Xero- thermoph, trunks				x			
Hypogastruridae	<i>Xenylla maritima</i> Tullberg, 1869	Xerophilous	1		xx	x			
Isotomidae	<i>Isotoma anglicana</i> Lubbock, 1862	Litter					1		
	<i>Isotomurus graminis</i> Fjellberg, 2007	Hygrophilous	1						
	<i>Pseudisotoma sensibilis</i> (Tullberg, 1876)	Moss, forest floor						2	
Katiannidae	<i>Sminthurinus aureus</i> (Lubbock, 1836)	Litter					2		
	<i>S. alpinus</i> Gisin, 1953	Bark, dead trees			x				
Sminthuridae	<i>Allacma fusca</i> (Linnaeus, 1758)	Forest floor	4	26			9	xx	
	<i>Lipothrix lubbocki</i> (Tullberg, 1872)	Forest floor				x		1	
	Sminthuridae (juveniles)	Litter	2						
Tomoceridae	<i>Pogonognathellus flavescens</i> (Tullberg, 1871)	Forest floor		7					
Sum species: 23			6	9	7	9	10	8	
DICTYOPTERA									
Blattellidae	<i>Ectobius lapponicus</i> (Linnaeus, 1758)				8	2			
DERMAPTERA									
Forficulidae	<i>Chelidura guentheri</i> (Galvagni, 1994)			7	4	2		2	
Sum species: 2				1	2	2		1	
Sum specimens: 25				7	12	4		2	
EPHEMEROPTERA									
Baetidae	<i>Cloeon inscriptum</i> Bengtsson, 1914						1		
PLECOPTERA									
Nemouridae	<i>Amphinemura borealis</i> (Morton, 1894)	Streams	1						
	<i>A. sulcicollis</i> (Stephens, 1836)	Streams			1				
	<i>Nemoura cinerea</i> (Retzius, 1783)	Streams			3	10		2	
Sum species: 4			1		2	1	1	1	
Sum specimens: 18			1		4	10	1	2	
HEMIPTERA									
Heteroptera									
Anthocoridae	<i>Anthocoris nemoralis</i> (Fabricius, 1794)	Predator, arboreal, deciduous					6		
	<i>A. nemorum</i> (Linnaeus, 1761)	Predator, vegetation					1	1	
	<i>Orius minutus</i> (Linnaeus, 1758)	Predator, varies				1			
	<i>Tennostethus gracilis</i> Horváth, 1907	Predator, varies		54	1		81	20	
	<i>T. cf. gracilis</i> Horváth, 1907		40	1	52	1		18	
Microphysidae	<i>Loricula elegantula</i> (Baerensprung, 1858)	Predator, lichens, trunk	2	2	71	4	19	1	
	<i>L. pselaphiformis</i> Curtis, 1833	Predator, lichens, trunk	2	1	3		1		
	Indet. (Anthocoridae or Microphysidae)		50		80	2	1	37	
Miridae	<i>Blepharidopterus angulatus</i> (Fallén, 1807)	Predator, arboreal, deciduous		1					
	<i>Cyllecoris histrionicus</i> (Linnaeus, 1767)	Predator, oak	3		6	3			
	<i>Dichrooscytus rufipennis</i> (Fallén, 1807)	Pine flowers and cones					1		
	<i>Orthotylus tenellus</i> (Fallén, 1807)	Predator, arboreal, deciduous				2	1		
	<i>Phoenicocoris obscurellus</i> (Fallén, 1829)	Pine					3		
	<i>Phylus melanocephalus</i> (Linnaeus, 1767)	Predator, oak	15		16	10	36	7	
	<i>Phytocoris intricatus</i> Flor, 1861	Conifers			2		1		
	<i>Ph. sp.</i>			1	9	1		1	
	<i>Psallus confusus</i> Rieger, 1981	Predator, oak					2		
	<i>Ps. mollis</i> (Mulsant and Rey, 1852)	Predator, oak			17	4	5	1	
	<i>Ps. variabilis</i> (Fallén, 1807)	Predator, oak	1				10		
	<i>Ps. varians</i> (Herrich-Schaeffer, 1841)	Predator, arboreal, deciduous	9		27	1	6	1	
	<i>Ps. wagneri</i> Ossiannilsson, 1953	Predator, oak			2	1			
	<i>Ps. spp.</i>		23	3	84	31	104	1	
	<i>Rhabdomiris striatellus</i> (Fabricius, 1794)	Oak	1		5				
	Miridae indet.			1				1	
Lygaeidae	<i>Scolopostethus thomsoni</i> Reuter, 1875	Varies					1		
Pentatomidae	<i>Pentatoma rufipes</i> (Linnaeus, 1758)	Predator, arboreal, deciduous	3	7			5	1	
Sum species: 21			9	7	11	9	16	8	
Sum specimens:1030			149	71	377	59	284	90	

Table A1. Cont.

Higher Taxon	Species	Habitat	Kvam		Drangedal		Porsgrunn	Larvik	
			1(B)	2(S)	3(S)	4(D)	5	6	
DIPTERA									
Nematocera									
Tipulidae	<i>Tipula irrorata</i> Macquart, 1826	Rotten wood, mosses					1		
	<i>T. lunata</i> Linnaeus, 1758	Shredder, leaf litter, soil		1					
	<i>T. scripta</i> Meigen, 1830	Shredder, leaf litter, green mosses		1				1	
	<i>Nephrotoma analis</i> (Schummel, 1833)	Shredder, leaf litter, soil, exposed riverine sediments				1			
Limoniidae	** <i>Achyrolimonia neonebulosa</i> (Alexander, 1924)	Rotten wood, fungi, wood sap		1	1				
	<i>Austrolimnophila ochracea</i> (Meigen, 1804)	Rotten wood, fungi					1		
	<i>Dicranomyia didyma</i> (Meigen, 1804)	Aquatic, semiaquatic, aquatic mosses, algae in waterfalls, shredder		1					
	<i>D. mitis</i> (Meigen, 1830)	Leaf litter, soil, exposed riverine sediments, shredder					1	1	
	<i>D. modesta</i> (Meigen, 1818)	Leaf litter, soil, exposed riverine sediments, shredder		1			5		
	<i>Dicranophragma separatum</i> (Walker, 1848)	Predator, semi-aquatic			1	1			
	<i>Epiphragma ocellare</i> (Linnaeus, 1761)	Rotten wood				1			1
	<i>Erioptera lutea</i> Meigen, 1804	Collector, semi-aquatic		1					
	<i>Euphyllidorea phaeostigma</i> (Schummel, 1829)	Predator, semi-aquatic						1	
	<i>Limonia flavipes</i> (Fabricius, 1787)	Leaf litter, soil, under bark, shredder					2		
	<i>L. phragmitidis</i> (Schrank, 1781)	Leaf litter, soil, under bark, riverside mud, shredder						1	
	<i>Molophilus appendiculatus</i> (Staeger, 1840)	Collector, semi-aquatic			2	3	1		
	<i>M. bifidus</i> Goetghebuer, 1920	Collector, semi-aquatic						1	
	<i>M. medius</i> de Meijere, 1918	Collector, semi-aquatic						1	
	<i>M. ochraceus</i> (Meigen, 1818)	Collector, semi-aquatic					1		
<i>Neolimonia dumetorum</i> (Meigen, 1804)	Rotten wood, fungi							1	
<i>Ormosia lineata</i> (Meigen, 1804)	Collector, semi-aquatic					2			
<i>O. ruficauda</i> (Zetterstedt, 1838)	Collector, semi-aquatic					1	1		
<i>Pilaria discicollis</i> (Meigen, 1818)	Predator, semi-aquatic					2			
* <i>Tasiocera fuscescens</i> (Lackschewitz, 1940)	Collector, semi-aquatic		1			3			
<i>Biblio nigriventris</i> Haliday, 1833	Eurytop, soil		1			1			
<i>Pericoma cf. albomaculata</i> Wahlgren, 1904	Likely saprophagous					1	3		
<i>Psychoda gemina</i> (Eaton, 1904)	Saprophag, semiaquatic							4	
<i>P. phalaenoides</i> (Linnaeus, 1758)	Coprophagous		4			14		1	
<i>P. sp.</i>			2			1	1		
<i>Trichopsychoda hirtella</i> (Tonnoir, 1919)	Saprophagous					2			
<i>Sylvicola cinctus</i> (Fabricius, 1787)	Rotten wood, fungi					1		6	
<i>Neoplatyura nigricauda</i> (Strobl, 1893)							2		
<i>Orfelia unicolor</i> (Staeger, 1840)								1	
Mycetophilidae	<i>Boletina nigricans</i> Dziedzicki, 1885	Mycetophagous							1
	<i>B. sp.</i>	Mycetophagous							1
	<i>Coelosia flava</i> (Staeger, 1840)	Mycetophagous					1		
	<i>Ectrepesthoneura sp.</i>	Mycetophagous		1					
	<i>Mycetophila sp.</i>	Mycetophagous					1		1
	<i>Mycoma sp.</i>	Mycetophagous					1		
	<i>Neuratelia nemoralis</i> (Meigen, 1818)	Mycetophagous					1		
	<i>Sceptonia sp.</i>	Mycetophagous					1		
	<i>Zygomomyia semifusca</i> (Meigen, 1818)	Mycetophagous					1		
		Woodland, wetlands, meadows, gardens, saprophagous					2	2	
Sciaridae	<i>Bradysia affinis</i> (Zetterstedt, 1838)	Woodland, bogs, grasslands, dunes, saprophagous					1		
	<i>B. alpicola</i> (Winnertz, 1867)	Woodland (oak, hazel, pine), heathland, grassland, water meadows, gardens, saprophagous						1	
	* <i>B. fenestralis</i> (Zetterstedt, 1838)	Woodland, wetlands (mires, bogs), saprophagous							1
	<i>B. hilariformis</i> Tuomikoski, 1960	Woodland, wetlands (mires, bogs), saprophagous					1		

Table A1. Cont.

Higher Taxon	Species	Habitat	Kvam		Drangedal		Porsgrunn	Larvik
			1(B)	2(S)	3(S)	4(D)	5	6
	<i>B. nitidicollis</i> (Meigen, 1818)	Woodland, heathland, wetlands (water meadows, fens, mires, bogs), grassland, dunes, saltmarsh, gardens, saprophagous	1					
	□ <i>B. quercina</i> Menzel and Köhler, 2014	Woodland (oak, ash, aspen, spruce), saprophagous				2		
	<i>B. sp. 1</i>	saprophagous		1			1	
	<i>B. sp. 2</i>	saprophagous						1
	<i>B. sp. 3</i>	saprophagous						
	<i>B. sp. 4</i>	saprophagous	1		1	1		
	* <i>Corynoptera forcipata</i> (Winnertz, 1867)	Woodland, heathland, wetlands (incl. water meadows, fens, bogs, basin mires), grassland, coastal landslips, saprophagous		2	1	8		
	<i>C. hypopygialis</i> (Lengersdorf, 1926)	Woodland (oak, beech, hazel), calcareous grassland, heathland, wetlands (incl. fens, bogs), open montane habitats, saprophagous			2	3		
	* <i>C. irmgardis</i> (Lengersdorf, 1930)	Woodland, heathland, wetlands (incl. water meadows, fens, bogs, reed beds, mires, bogs), grazed grassland, saprophagous					1	
	* <i>C. membranigera</i> (Kieffer, 1903)	Woodland (oak, beech, poplar, pine, spruce, conifers), grassland, saprophagous		2	2	2		2
	<i>C. sp. 1</i>	saprophagous				2		
	<i>C. sp. 2</i>	saprophagous				1		
	<i>C. sp. 3</i>	saprophagous			1			
	<i>C. sp. 4</i>	saprophagous		1				
	<i>C. sp. 5</i>	saprophagous				1		
	<i>C. sp. 6</i>	saprophagous		1				
	<i>C. sp. 7</i>	saprophagous			1			
	<i>C. sp. 8</i>	saprophagous				1		
	<i>C. sp. 9</i>	saprophagous				1		
	<i>C. sp. 10</i>	saprophagous				1		
	* <i>Cratyna (C.) ambigua</i> (Lengersdorf, 1934)	Woodland (oak, beech, poplar, pine, spruce), calcareous grassland, water meadows, saprophagous	1					
	<i>C. sp. 1</i>	saprophagous				1		
	<i>Epidapus gracilis</i> (Walker, 1848)	Woodland (oak, beech, maple, larch, pine, spruce, conifers), heathland, bogs, saprophagous						1
	<i>Leptosciarella sp. 1</i>	Xylobiont				1		
	<i>Lycoriella ingenua</i> (Dufour, 1839)	Woodland (oak, hazel, poplar), heathland, wetlands (fens, sedge beds, water meadows), parkland, gardens, greenhouses, mycetophagous					1	
	* <i>Pseudolykoriella paludum</i> (Frey, 1948)	Woodland (oak, beech, elm), bogs, saprophagous					4	
	<i>Scatopsiara atomaria</i> (Zetterstedt, 1851)	Woodland, heathland, wetlands (fens, bogs, mires, water meadows), marshland, grassland, parkland, gardens, saprophagous	4		12		1	
	* <i>S. calamophila</i> Frey, 1948	Woodland, grassland, heathland, marshland, gardens, saprophagous			6	2	1	

Table A1. Cont.

Higher Taxon	Species	Habitat	Kvam		Drangedal	Porsgrunn	Larvik
			1(B)	2(S)	3(S)	4(D)	5
	* <i>S. multispina</i> (Bukowski and Lengersdorf, 1936)	Woodland, grassland, heathland, wetlands (dump meadows, sedge beds), parkland, gardens, saprophagous	3		6		
	* <i>S. neglecta</i> Menzel and Mohrig, 1998	Woodland, grassland, heathland, wetlands (water meadows, sedge beds), parkland, gardens, saprophagous				1	
	<i>S. pusilla</i> (Meigen, 1818)	Woodland, grassland, heathland, wetlands (bogs, dump meadows), saprophagous			1		
	<i>S. vitripennis</i> (Meigen, 1818)	Woodland, grassland, heathland, wetlands (water meadows, fens), parkland, sand dunes, saprophagous	3		8		
	<i>S. sp. 1</i>	saprophagous			1		
	<i>S. sp. 2</i>	saprophagous				1	
	* <i>Trichosia (T.) flavicoxa</i> Tuomikoski, 1960	Woodland, parkland (oak, alder, beech), Xylobiont			1		
	<i>T. sp. 1</i>	Xylobiont			1		1
	<i>T. sp. 2</i>	Xylobiont		1			
	* <i>Xylosciara trimera</i> Tuomikoski, 1960	Woodland, parkland (oak, beech), xylobiont					1
	<i>X. sp. 1</i>	Xylobiont		1			
Ceratopogonidae	<i>Atrichopogon griseolus</i> (Zetterstedt, 1855)				1		
	<i>A. minutus</i> (Meigen, 1830)	Rotting material	1				
	<i>A. muelleri</i> (Müller, 1905)	Aquatic larvae				1	
	<i>A. sp.</i>						1
	<i>Bezzia flavicornis</i> (Staeger, 1839)				1		
	<i>Be. ornata</i> (Meigen, 1830)					1	
	<i>Brachypogon perpusillus</i> (Edwards, 1921)			1			
	<i>Br. sociabilis</i> (Goetghebuer, 1920)		1				
	<i>Culicoides chiopterus</i> (Meigen, 1830)	Dung / saprophagous					1
	<i>C. clintoni</i> Boorman, 1984	Peat bogs					2
	<i>C. impunctatus</i> Goetghebuer, 1920	Peat bogs	4	16	36	1	1
	<i>C. kibunensis</i> Tokunaga, 1937		1	1	2		1
	<i>C. obsoletus</i> (Meigen, 1818)		1	9		11	2
	<i>C. pallidicornis</i> Kieffer, 1919		1		1		
	<i>C. pictipennis</i> (Staeger, 1839)						1
	<i>C. scoticus</i> Downes and Kettle, 1952	Dung / saprophagous			2		
	<i>C. segnis</i> Campbell and Pelham-Clinton, 1960		3	3	3		1
	<i>Dasyhelea</i> spp.			1			1
	** <i>Forcipomyia dichromata</i> Remm, 1968				1		
	<i>F. fibialis</i> Remm, 1961			1			
	<i>F. titillans</i> (Winnertz, 1852)	Rotting material	6	8	3		1
	<i>F. spp.</i>		2		1	1	1
	<i>Kolenohalea calcarata</i> (Goetghebuer, 1920)			4			
	<i>Palpomyia pubescens</i> Kieffer, 1919			10	1	4	1
	<i>Serromyia femorata</i> (Meigen, 1804)			1			1
	<i>Stilobezzia ochracea</i> (Winnertz, 1852)				1		
Scatopsidae	<i>Anapausis helvetica</i> Haenni, 1984						12
	<i>A. rectinervis</i> Duda, 1928	Eurytop	1				
	<i>Efcookella albitarsis</i> (Zetterstedt, 1850)	Saprophagous	1				
	<i>Holoplusia bullata</i> (Edwards, 1925)	Rotting wood, ants (?)				1	
	<i>Swammerdamella acuta</i> Cook, 1956		4		1		
Chironomidae	<i>Chironomus (Chaetolabis) macani</i> Freeman, 1948		1				
Chironominae	* <i>Chironomus (Lobochironomus) pseudomendax</i> Wülker, 1998		1				
	<i>Glyptotendipes (G.) cauliginellus</i> (Kieffer, 1913)		5				
	<i>Microspectra nana</i> (Meigen, 1818)		1		2		
	<i>M. pallidula</i> (Meigen, 1830)		1				
	<i>Parachironomus tenuicaudatus</i> (Malloch, 1915)		1				
	<i>Paratendipes albimanus</i> (Meigen, 1818)		2				
	<i>Stempellinella brevis</i> (Edwards, 1929)				3		
	<i>Tanytarsus medius</i> Reiss and Fittkau, 1971		1				
	<i>T. signatus</i> (van der Wulp, 1859)				1		

Table A1. Cont.

Higher Taxon	Species	Habitat	Kvam		Drangedal		Porsgrunn	Larvik
			1(B)	2(S)	3(S)	4(D)	5	6
Orthocladinae	<i>Bryophaenocladus ictericus</i> (Meigen, 1830)			1				
	<i>B. cf. vernalis</i> (Goetghebuer, 1921)				2	2		1
	<i>B. sp.</i> 4ES					4	1	
	* <i>B. sp.</i> 10ES					1		
	<i>Corynoneura lacustris</i> Edwards, 1924					2		
	<i>Co. sp.</i> 16ES						1	
	<i>Cricotopus glacialis</i> Edwards, 1922					1		
	<i>Cr. tibialis</i> (Meigen, 1804)		1					
	<i>Eukiefferiella brevicar</i> (Kieffer, 1911)					1		
	⊕ <i>Gymnometriocnemus</i> (<i>Gymnometriocnemus</i>)							
	<i>pallidus</i> Stur and Ekrem, 2015			3				1
	<i>Halocladus variabilis</i> (Staeger, 1839)	Marine, intertidal			1	1		4
	<i>Limmophyes asquamatus</i> Sogaard Andersen, 1937					1		
	<i>L. habilis</i> (Walker, 1856)						1	
	<i>L. minimus</i> (Meigen, 1818)		5	1	7	5		2
	<i>L. natalensis</i> (Kieffer, 1914)		2					
	<i>L. sp.</i> 3ES						1	
	<i>L. sp.</i> 14ES	Parthenogenetic?		2				
	<i>Metriocnemus albolineatus</i> (Meigen, 1818)			5		2		
	<i>M. fuscipes</i> (Meigen, 1818)			1				
	<i>M. picipes</i> (Meigen, 1818)			2		1		1
	<i>M. sp.</i> 3ES							1
	<i>Parametriocnemus stylatus adzharicus</i> Kownacki and Zosidze, 1973			1				
	<i>Paraphaenocladus impensus</i> (Walker, 1856)			1				1
	<i>Pseudorthocladus sp.</i> (<i>curtistylus</i> or <i>uniserratus</i>)			2		1		1
	<i>Pseudosmittia albipennis</i> (Goetghebuer, 1921)			2		5	1	
	<i>P. forcipata</i> (Goetghebuer, 1921)			3		2		3
<i>Smittia sp.</i> 8ES			2					
<i>S. sp.</i> 16ES			1				1	
<i>S. sp.</i> 19ES								
<i>Tvetenia calvescens</i> (Edwards, 1929)					1			
<i>Krenopelopia spp.</i>			2	1	1	1		
<i>Zavreliomyia divisa</i> (Walker, 1856)					1			
Sum species: 153			47	28	76	41	30	20
Sum specimens: 564			98	75	195	81	55	60
Brachycera								
Hybotidae								
	<i>Bicellaria nigra</i> (Meigen, 1824)	Several habitats	1	1		1		
	<i>Drapetis pusilla</i> Loew, 1859				1			
	<i>Euthyneura gyllenhali</i> (Zetterstedt, 1838)					1		1
	<i>E. myrtilli</i> Macquart, 1836	Several habitats			5			
	<i>Hybos grossipes</i> (Linnaeus, 1767)	Vegetation, predator			2	1		2
	<i>Oedalea stigmatella</i> Zetterstedt, 1842							1
	<i>O. zetterstedtii</i> Collin, 1926						1	
	<i>Platypalpus calceatus</i> (Meigen, 1822)						1	
	<i>P. candicans</i> (Fallén, 1815)		1		3			
	<i>P. ciliaris</i> (Fallén, 1816)				1			
	<i>P. cothurnatus</i> Macquart, 1827						1	
	<i>P. cursitans</i> (Fabricius, 1775)		3		6			
	<i>P. ecalceatus</i> (Zetterstedt, 1838)							
	<i>P. exilis</i> (Meigen, 1822)					13		1
	<i>P. longiseta</i> (Zetterstedt, 1842)					2		
	<i>P. luteus</i> (Meigen, 1804)		1		1		4	
	<i>P. major</i> (Zetterstedt, 1842)			1				2
	<i>P. nigratarsis</i> (Fallén, 1816)	Ground vegetation	1			2		
	<i>P. pectoralis</i> (Fallén, 1815)			1	1		1	1
	<i>P. pseudofulvipes</i> (Frey, 1909)						1	
	<i>P. verralli</i> (Collin, 1926)				1			
	<i>Tachydromia umbrarum</i> Haliday, 1833	Tree trunks, predator	1		2			
	<i>Tachypeza fuscipennis</i> (Fallén, 1815)	Tree trunks, predator		1	3	1		
	<i>T. nubila</i> (Meigen, 1804)	Tree trunks	1		1			1
	<i>Trichina clavipes</i> Meigen, 1830	Vegetation, predator		3		11	2	3
Empididae	<i>Chelifera trapezina</i> (Zetterstedt, 1838)	Aquatic larvae		1				1
	<i>Empis stercorea</i> Linnaeus, 1761		2		6			
	<i>Gloma fuscipennis</i> Meigen, 1822				1			
	<i>Hilara canescens</i> Zetterstedt, 1849			1				
	<i>H. intermedia</i> (Fallén, 1816)		1					
	<i>H. platyura</i> Loew, 1873						1	
	<i>Phyllodromia melanocephala</i> (Fabricius, 1794)	Deciduous trees, predator	15	12	9	23	1	17
	<i>Rhamphomyia crassirostris</i> (Fallén, 1816)				1			
	<i>R. flava</i> (Fallén, 1816)			1				
	<i>Trichopeza longicornis</i> (Meigen, 1822)		1					

Table A1. Cont.

Higher Taxon	Species	Habitat	Kvam		Drangedal	Porsgrunn	Larvik
			1(B)	2(S)	3(S)	4(D)	5
Atelestidae Dolichopodidae	<i>Atelestus pulicarius</i> (Fallén, 1816)				2		
	<i>Chrysotimus flaviventris</i> (von Roser, 1840)			1	21		6
	<i>C. molliculus</i> (Fallén, 1823)					4	
	<i>Chrysotus cilipes</i> Meigen, 1824					1	
	<i>Dolichopus nigricornis</i> Meigen, 1824				1	1	1
	<i>D. plumipes</i> (Scopoli, 1763)		2		66		
	<i>D. popularis</i> Wiedemann, 1817		2		3		
	<i>D. simplex</i> Meigen, 1824		3		13		
	<i>Gymnopternus aerosus</i> (Fallén, 1823)				1		
	<i>G. celer</i> (Meigen, 1824)					1	
	<i>Medetera abstrusa</i> Thunberg, 1955	Tree trunks, predator	1				
	<i>M. belgica</i> Parent, 1936	Tree trunks, predator	1		1		
	<i>Neurigona pallida</i> (Fallén, 1823)				1	1	
	<i>N. suturalis</i> (Fallén, 1823)						1
	<i>Sciapus platypterus</i> (Fabricius, 1805)						1
	cf. <i>Sympycnus pulicarius</i> (Fallén, 1823)						3
	<i>Systemus bipartitus</i> (Loew, 1850)	Sap, deciduous trees				1	
<i>Xanthochlorus ornatus</i> (Haliday, 1832)						1	
<i>X. tenellus</i> (Wiedemann, 1817)					4		
Phoridae	<i>Borophaga agilis</i> (Meigen, 1830)				1		
	* <i>Megaselia albiclava</i> (Schmitz, 1926)				2		
	◻ <i>M. aliomyia</i> Disney, 2015				1		
	◻ <i>M. alphamyia</i> Disney, 2015				2	3	
	* <i>M. basispinata</i> (Lundbeck, 1920)		1		1		
	◻ <i>M. chimyia</i> Disney, 2015					1	
	<i>M. ciliata</i> (Zetterstedt, 1848)	Predacious larvae		2		1	
	<i>M. conformis</i> (Wood, 1909)						1
	<i>M. cothurnata</i> (Schmitz, 1919)			2	3		
	* <i>M. crassipes</i> (Wood, 1909)				1		
	◻ <i>M. deltamyia</i> Disney, 2015						1
	* <i>M. differens</i> Schmitz, 1948			2	4		1
	<i>M. discreta</i> (Wood, 1909)	Fungi		2	2		
	<i>M. diversa</i> (Wood, 1909)					1	
	◻ <i>M. etamyia</i> Disney, 2015			1			
	<i>M. fuscovariana</i> Schmitz, 1933				4		
	◻ <i>M. geiri</i> Disney, 2015				1		
	<i>M. giraudii</i> (Egger, 1862)	Decaying material			2		3
	* <i>M. gregaria</i> (Wood, 1910)				2		
	* <i>M. hirticus</i> (Schmitz, 1918)				1		3
	* <i>M. hortensis</i> (Wood, 1909)						1
	* <i>M. ignobilis</i> (Schmitz, 1919)			2	14	2	1
	* <i>M. immodensior</i> Disney, 2001		1				
	<i>M. insons</i> (Lundbeck, 1920)			1	2		1
	* <i>M. intercostata</i> (Lundbeck, 1921)				3		1
	◻ <i>M. karli</i> Disney, 2015				1		
	** <i>M. kozlovi</i> Disney, 2013					1	1
	◻ <i>M. lambdamyia</i> Disney, 2015				2		
	<i>M. lata</i> (Wood, 1910)	Fungi		1			
	<i>M. longicostalis</i> (Wood, 1912)	Decaying material					1
	* <i>M. longifurca</i> (Lundbeck, 1921)	Predacious larvae		1			
	<i>M. lutea</i> (Meigen, 1830)	Fungi			1		
	* <i>M. malhamensis</i> Disney, 1986			1	6	1	
	* <i>M. mixta</i> (Schmitz, 1918)	Fungi			1		
	** <i>M. nigrescens</i> (Wood, 1910)	Fungi					1
	<i>M. nigriceps</i> (Loew, 1866)	Necrophagous		1	1		2
	◻ <i>M. numyia</i> Disney, 2015				2		
	◻ <i>M. omicronmyia</i> Disney, 2015				1		
	<i>M. pectorella</i> Schmitz, 1929				2	1	
	* <i>M. protarsalis</i> Schmitz, 1927		1				
	<i>M. pusilla</i> (Meigen, 1830)	Polysaprophagous			2		
	* <i>M. quadriseta</i> Schmitz, 1918				2		
◻ <i>M. rhomyia</i> Disney, 2015				1			
* <i>M. robertsoni</i> Disney, 2008				10			
<i>M. ruficornis</i> (Meigen, 1830)	Decaying materials	1	1	1			
◻ <i>M. solii</i> Disney, 2015						1	
* <i>M. speiseri</i> Schmitz, 1929				1			
* <i>M. spimicincta</i> (Wood, 1910)	Fungi			1			
* <i>M. surdifrons</i> (Wood, 1909)				1			
◻ <i>M. thunesi</i> Disney, 2015						1	
* <i>M. wickenensis</i> Disney, 2000				1			
◻ <i>M. sp. n. H</i>				1			
◻ <i>M. sp. n. I</i>				1			
◻ <i>M. sp. n. T(5)</i>			1	4		1	
<i>M. sp. U</i>						1	
<i>M. sp. 2</i>			1				
<i>M. sp. 3</i>				1		2	
<i>M. sp. 4</i>						1	
<i>M. sp. 6</i>				1	1		

Table A1. Cont.

Higher Taxon	Species	Habitat	Kvam		Drangedal		Porsgrunn	Larvik
			1(B)	2(S)	3(S)	4(D)	5	6
	<i>M. sp. 7</i>				1			
	<i>M. sp. 8</i>				1			
	<i>M. sp. 9</i>				1			
	<i>M. sp. 11</i>				1			
	<i>M. sp. 12</i>				1			
	<i>M. sp. 14</i>				1			
	<i>M. sp. 15</i>				1			
	<i>M. sp. 17</i>			1	1	1		
	<i>M. sp. 18</i>			1				
	<i>M. sp. 20</i>			1				
	<i>M. sp. 21</i>			1				
	<i>Menoziola obscuripes</i> (Schmitz, 1927)	Ant parasitoid			1			
	* <i>Phalactrophora fasciata</i> (Fallén, 1823)	Coccinellidae parasitoid			1			
	<i>Phora edentata</i> Schmitz, 1920				2	5	21	12
	<i>P. holosericea</i> Schmitz, 1920	Root aphid predator					1	
	<i>P. tincta</i> Schmitz, 1920					1		
	** <i>Pseudacteon formicarum</i> (Verrall, 1827)	Ant parasitoid	1					
Rhagionidae	<i>Ptiolina obscura</i> (Fallén, 1814)		1				1	
	<i>Rhagio lineola</i> Fabricius, 1794			4	4	12	5	19
	<i>R. maculatus</i> (DeGeer, 1776)				1			
	<i>R. scolopaceus</i> (Linnaeus, 1758)				1			
	<i>Symphoromyia crassicornis</i> (Panzer, 1806)				1			
Tanypezidae	<i>Tanypeza longimana</i> Fallén, 1820				1			
Stratiomyidae	<i>Beris chalybata</i> (Forster, 1771)				1			
	<i>B. clavipes</i> (Linnaeus, 1767)		2		14			
Tabanidae	<i>Hematopogon</i> sp.				1			
Opomyzidae	<i>Opomyza germinationis</i> (Linnaeus, 1758)				1			
Sciomyzidae	<i>Pherbellia annulipes</i> (Zetterstedt, 1846)				1			
	<i>P. dubia</i> (Fallén, 1820)				3			
	<i>P. sp. (rozkosnyi or scutellaris)</i>						1	
Lonchopteridae	<i>Lonchoptera</i> sp.							2
Clusiidae	<i>Clusiodes verticalis</i> (Collin, 1912)				1			
Lonchaeidae	<i>Lonchaea</i> sp.							1
Milichidae	<i>Phyllomyza</i> sp.						1	
Lauxaniidae	* <i>Homoneura lamellata</i> (Becker, 1895)					1		
	** <i>H. thalhammeri</i> Papp, 1978						1	
	<i>Lyciella decempunctata</i> (Fallén, 1820)					2	7	5
	<i>L. platycephala</i> (Loew, 1847)		6	4	17	24		7
	<i>L. rorida</i> (Fallén, 1820)		1		3	1		
	<i>L. vittata</i> (Walker, 1849)		1					
	<i>Pseudolyciella pallidiventris</i> (Fallén, 1820)				1			1
	<i>P. stylata</i> (Papp, 1978)					2		5
	<i>P. spp.</i>					2		
	<i>Sapromyza basalis</i> Zetterstedt, 1847					2		
	<i>S. hyalinata</i> (Meigen, 1826)		1		3	1		
	<i>Sapromyzosoma quadricincta</i> (Becker, 1895)				1	1		
	<i>Tricholauxania praeusta</i> (Fallén, 1820)							2
Drosophilidae	<i>Drosophila</i> sp. (<i>melanogaster</i> or <i>simulans</i>)							1
	<i>Scaptomyza pallida</i> Zetterstedt, 1847					1		
Ephydriidae	<i>Athyroglossa glabra</i> (Meigen, 1830)					1		
Fanniidae	* <i>Fannia pauli</i> Pont, 1997						1	
	<i>F. polychaeta</i> (Stein, 1895)						2	1
	<i>F. cf. polychaeta</i> (Stein, 1895)						1	
	<i>F. tuberculata</i> (Zetterstedt, 1849)		1					
	<i>F. spp.</i>		2		2	1		
	<i>Piezura pardalina</i> Rondani, 1866					1		
Heleomyzidae	<i>Suillia bicolor</i> (Zetterstedt, 1838)					1		
Anthomyiidae	<i>Mycophaga testacea</i> (Gimmerthal, 1834)					1		
Muscidae	<i>Coenosia pudorosa</i> Collin, 1953		3					
	<i>Helina depuncta</i> (Fallén, 1825)		2	1		1	1	1
	<i>H. impuncta</i> (Fallén, 1825)						1	
	<i>Hydrotaea irritans</i> (Fallén, 1823)					1		
	cf. <i>Hydrotaea</i> sp.							2
	<i>Muscina levida</i> (Harris, 1780)					1		
	<i>Phaonia laeta</i> (Fallén, 1823)						1	
Rhinophoridae	<i>Thricops semicinereus</i> (Wiedemann, 1817)							1
	<i>Paykullia brevicornis</i> (Zetterstedt, 1844)				1			
	<i>Stevenia atramentaria</i> (Meigen, 1824)						2	
Sarcophagidae	<i>Sarcophaga depressifrons</i> Zetterstedt, 1845					1		
	<i>S. variegata</i> (Scopoli, 1763)						1	
Sepsidae	<i>Sepsis cynipsea</i> (Linnaeus, 1758)		1					
Tachinidae	<i>Cinochira atra</i> Zetterstedt, 1845					1		
Sum species: 181			31	33	91	37	32	41
Sum specimens: 775			63	64	311	174	86	77

Table A1. Cont.

Higher Taxon	Species	Habitat	Kvam		Drangedal		Porsgrunn	Larvik
			1(B)	2(S)	3(S)	4(D)	5	6
HYMENOPTERA								
Formicidae	<i>Camponotus ligniperda</i> (Latreille, 1802)	Woodlands, dead wood		11	35	2	2	6
	<i>Formica fusca</i> Linnaeus, 1758	Xerophilous		2	15	1		2
	<i>F. polyctena</i> Förster, 1850				10	172		
	<i>F. rufa</i> Linnaeus, 1761				56			
	<i>Lasius brunneus</i> (Latreille, 1798)	Deciduous				1	1	1
	<i>L. platythorax</i> Seifert, 1991	Forests	2		25	1		
	<i>Myrmica rubra</i> (Linnaeus, 1758)	Forests					7	
	<i>M. ruginodis</i> Nylander, 1846	Forests	2	2				11
	<i>Temnothorax</i> cf. <i>tuberum</i> (Fabricius, 1775)				3			
Crabronidae	<i>Crossocerus tarsatus</i> (Shuckard, 1837)				1			
	<i>Passaloecus</i> sp.				1			
	<i>Stigmus solskyi</i> Morawitz, 1864				1	1		
Ichneumonidae	<i>Gelis</i> sp.	Parasitoid		1				
Ceraphronidae	<i>Aphanogmus apicalis</i> Szelenyi, 1938	Parasitoid					1	
	<i>A. clavicornis</i> Thomson, 1859	Parasitoid			2			
	<i>A. cf. clavicornis</i> sp. 1	Parasitoid		3			3	1
	<i>A. cf. clavicornis</i> sp. 2	Parasitoid						1
	<i>A. cf. clavicornis</i> sp. 3	Parasitoid			1			
	<i>A. compressus</i> (Ratzeburg, 1852)	Parasitoid		1	2	4	3	1
	<i>A. nr. compressus</i> (Ratzeburg, 1852)	Parasitoid	1		2		1	
	<i>A. nr. dessarti</i> Hellen, 1966	Parasitoid			1			
	<i>A. nigrifornicatus</i> Pschom-Walker, 1956	Parasitoid			1			
	<i>A. steinitzi</i> Priesner, 1936	Parasitoid				3		1
	<i>A. tenuicornis</i> Thomson, 1859	Parasitoid	1		1	2		
	<i>A. nr. tenuicornis</i> Thomson, 1859	Parasitoid	2					
	<i>A. spp.</i>	Parasitoid		5		2	3	
	* <i>Ceraphron pedes</i> Förster, 1861	Parasitoid				2		
	* <i>C. trissacantha</i> Kieffer, 1907	Parasitoid				1		
Megaspilidae	<i>Conostigmus</i> sp. 1	Parasitoid		2		3		
	<i>C. sp. 2</i>	Parasitoid		1				
	<i>Dendrocerus laevis</i> (Ratzeburg, 1852)	Parasitoid			1			
	<i>D. sp. 1</i>	Parasitoid	1				1	
	<i>D. sp. 2</i>	Parasitoid		1	1			
	<i>D. sp. 3</i>	Parasitoid					1	
	<i>D. spp.</i>	Parasitoid			1	3		
Aphelinidae	* <i>Aphelinus mali</i> (Haldeman, 1851)	Parasitoid, Hemiptera				1		
	□ <i>A. quercus</i> Japoshvili and Hansen, 2015	Parasitoid, Quercus				1		
	** <i>A. subflavescens</i> (Westwood, 1837)	Parasitoid, Aphidiidae				1		
Eulophidae	* <i>Achrysocharoides butus</i> (Walker, 1839)	Parasitoid, Gracillariidae				1		
	* <i>A. latreillii</i> (Curtis, 1826)	Parasitoid, Gracillariidae	2		2			
	<i>Aprostocetus</i> spp.	Parasitoid		3	1			1
	* <i>Asecodes erxias</i> (Walker, 1848)	Parasitoid, polyphagous	1		1			
	<i>Aulogymnus gallarum</i> (Linnaeus, 1761)	Parasitoid, oak-galls		3	1			
	<i>Chrysocharis</i> cf. <i>prodice</i> (Walker, 1839)	Parasitoid			1			
	<i>C. sp.</i>	Parasitoid			1			
	<i>Cirrospilus diallus</i> Walker, 1838	Parasitoid	1		2			
	<i>Closterocerus trifasciatus</i> Westwood, 1833	Parasitoid, polyphagous			1			
	<i>Elachertus</i> sp.	Parasitoid						1
	<i>Entedon ergias</i> Walker, 1839	Parasitoid, polyphagous		1				
	<i>E. sp.</i>	Parasitoid					1	
	<i>Eulophus larvarum</i> (Linnaeus, 1758)	Parasitoid, polyphagous		2				
	<i>Omphale acamas</i> (Walker, 1839)	Parasitoid		3				
	<i>Pediobius eubius</i> (Walker, 1839)	Parasitoid, polyphagous					1	
	<i>P. saulius</i> (Walker, 1839)	Parasitoid, polyphagous				1		
	<i>P. spp.</i>	Parasitoid			2			
	<i>Sympiesis gordius</i> (Walker, 1839)	Parasitoid, polyphagous			2			
	<i>S. sericeicornis</i> (Nees, 1834)	Parasitoid, polyphagous		1	1			
	** <i>Tamarixia pubescens</i> (Nees, 1834)	Parasitoid, Trioza	4	3	16	4	2	1
	<i>Tetrastichus paululus</i> Graham, 1991	Parasitoid			1			
Eupelmidae	<i>Eupelmus annulatus</i> Nees, 1834	Parasitoid, polyphagous		1				
Mymaridae	<i>Anagrus</i> sp.	Parasitoid			1			
Ormyridae	<i>Ormyrus pomaceus</i> (Geoffroy, 1785)	Parasitoid, oak-galls				1		1
Pteromalidae	<i>Ablaxia parviclava</i> (Thomson, 1878)	Parasitoid, polyphagous			1			
	<i>A. sp.</i>	Parasitoid						1
	<i>Cecidostiba semifascia</i> (Walker, 1835)	Parasitoid, oak-galls						1
	<i>Cyrtogaster vulgaris</i> Walker, 1833	Parasitoid, polyphagous	1	1			1	
	<i>Holcaeus stenogaster</i> (Walker, 1836)	Parasitoid			2			
	* <i>Hyperimerus pusillus</i> (Walker, 1833)	Parasitoid, Hemiptera	1		1			
	<i>Merismus megapterus</i> Walker, 1833	Parasitoid, polyphagous			1			
	<i>Mesopolobus dubius</i> (Walker, 1834)	Parasitoid, oak-galls			1			
	<i>M. fasciventris</i> Westwood, 1833	Parasitoid, oak-galls				1		1
	<i>M. tarsatus</i> (Nees, 1834)	Parasitoid, oak-galls	1		1			
	<i>M. tibialis</i> (Westwood, 1833)	Parasitoid, oak-galls	1					
	* <i>M. xanthocerus</i> (Thomson, 1878)	Parasitoid, oak-galls		1	1			1
	<i>Miscogaster maculata</i> Walker, 1833	Parasitoid, Agromyzidae				1		
	<i>Plutothrix bicolorata</i> (Spinola, 1808)	Parasitoid, Anobiidae	1	1	1			

Table A1. Cont.

Higher Taxon	Species	Habitat	Kvam		Drangedal		Porsgrunn	Larvik
			1(B)	2(S)	3(S)	4(D)	5	6
	Pteromalinae sp.	Parasitoid			1			
	<i>Seladerma tarsale</i> (Walker, 1833)	Parasitoid, Agromyzidae	6		14	3	1	
	<i>Spalangiopecta</i> sp.	Parasitoid		1				
	<i>Stenomalina epistena</i> (Walker, 1835)	Parasitoid			1			
	<i>S. gracilis</i> (Walker, 1834)	Parasitoid, polyphagous			1			
	* <i>Syntomopus thoracicus</i> Walker, 1833	Parasitoid, Agromyzidae			1			
	<i>Trigonoderus princeps</i> Westwood, 1832	Parasitoid, Coleoptera			1			
Torymidae	<i>Megastigmus dorsalis</i> (Fabricius, 1798)	Parasitoid, oak-galls	9	2	3		1	5
	<i>Torymus flavipes</i> (Walker, 1833)	Parasitoid, oak-galls		5	1			
	<i>T. nr. microcerus</i> (Walker, 1833)	Parasitoid		2				
Trichogrammatidae	<i>Trichogramma</i> spp.	Parasitoid			1	1		
Cynipidae	<i>Ceroptres clavicornis</i> Hartig, 1840	Inquilin in oak-gall	2		5	2		
	<i>Neuroterus nr. politus</i> Hartig, 1840	Gall-maker on oak	1					
	<i>Saphonecerus connatus</i> (Hartig, 1840)	Inquilin in oak-gall	2		4			
	<i>Synergus apicalis</i> Hartig, 1841	Inquilin in oak-gall	6			1		1
	<i>S. crassicornis</i> (Curtis, 1838)	Inquilin in oak-gall				1		
	<i>S. gallaeopomiformis</i> (Fonscolombe, 1832)	Inquilin in oak-gall			2			
	<i>S. pallipes</i> Hartig, 1840	Inquilin in oak-gall					1	
Figitidae	* <i>Alloxysta brachyptera</i> (Hartig, 1840)	Parasitoid						1
	<i>A.</i> spp.	Parasitoid			2			
Platygastridae	* <i>Amblyaspis angustula</i> Thomson, 1859	Parasitoid					1	
	<i>A. tritici</i> (Walker, 1835)	Parasitoid				1		
	<i>Euxestonotus</i> spp.	Parasitoid	2	1	3	1		3
	<i>Inostemma hispo</i> Walker, 1838	Parasitoid			2			1
	<i>Platygaster</i> cf. sp. 1	Parasitoid		2				
	<i>P.</i> sp. 1	Parasitoid	1			1		1
	<i>P.</i> sp. 2	Parasitoid			1			
	<i>P.</i> sp. 3	Parasitoid						1
	<i>P.</i> sp. 4	Parasitoid				1		
	<i>P.</i> sp. 5	Parasitoid		1				1
	<i>P.</i> spp.	Parasitoid			1	2	1	
	<i>Prosactogaster</i> sp.	Parasitoid					1	
	<i>Synopeas</i> sp. 1	Parasitoid			1			
	<i>S.</i> sp. 2	Parasitoid	1					
Scelionidae	* <i>Telenomus angustatus</i> (Thomson, 1861)	Parasitoid	1		3	1		7
	* <i>T. kolbei</i> Mayr, 1879	Parasitoid			1			
	* <i>T. lineolatus</i> Kozlov, 1967	Parasitoid				1		
	** <i>T. punctatissimus</i> (Ratzeburg, 1844)	Parasitoid			3			
	<i>T.</i> sp. 1	Parasitoid						2
	<i>T.</i> spp.	Parasitoid		3				1
	<i>Trimorus</i> sp.	Parasitoid		1				
Diapriidae	<i>Aclista</i> sp. 1	Parasitoid	1			1		1
	<i>A.</i> sp. 2	Parasitoid						1
	* <i>Cinetus piceus</i> Thomson, 1859	Parasitoid					1	
	Diapriidae spp.	Parasitoid				1		1
	<i>Diphora</i> sp.	Parasitoid			1			
	<i>Entomacis perplexa</i> (Haliday, 1857)	Parasitoid				1		
	* <i>Ismarus halidayi</i> Förster, 1850	Parasitoid					1	
	* <i>Trichopria aptera</i> (Rhute, 1859)	Parasitoid				1		
	* <i>Zygota ruficornis</i> (Curtis, 1831)	Parasitoid				1		
	<i>Z.</i> sp. 1	Parasitoid						1
	cf. <i>Zygota</i> sp.	Parasitoid		1			1	
Encyrtidae	* <i>Copidosoma floridanum</i> (Ashmead, 1900)	Parasitoid, polyphag				1		
	** <i>Habrolepis italicus</i> Delucchi, 1965	Parasitoid, Hemiptera						
Sum species: 117			26	31	62	36	21	29
Sum specimens: 713			54	69	258	232	36	64
COLEOPTERA								
Ptiliidae	<i>Acrotrechis intermedia</i> (Gillmeister, 1845)	Humus, mycetophagous						2
Coccinellidae	<i>Adalia decempunctata</i> (Linnaeus, 1758)	Eurytop, carnivore				1		
	<i>Halyzia sedecimguttata</i> (Linnaeus, 1758)	Arboreal, mycetoph			1			
Staphylinidae	<i>Atheta vaga</i> (Heer, 1839)	Eurytop, carnivorous					1	
	<i>Dexiogyia forticornis</i> (Strand, 1939)	Carnivorous					4	
	<i>Eusphalerum luteum</i> (Marsham, 1802)	Eurytop, phytophagous				1		
	<i>Haploglossa villosula</i> (Stephens, 1832)	Humus, carnivorous	1					
	<i>Holobus flavicornis</i> (Lacordaire, 1835)	Humus, detritivorous				2		
	<i>Leptusa fumida</i> (Erichson, 1839)	Bark, carnivorous		4		1		
	<i>L. ruficollis</i> (Erichson, 1839)	Bark, carnivorous	7	47	57	30	12	144
	<i>Oxyopoda arborea</i> Zerche, 1994	Carnivorous						1
	<i>Phloeocharis subtilissima</i> Mannerheim, 1830	Bark, dead trees	1	1				
Scraptiidae	<i>Anaspis marginicollis</i> Lindberg, 1925	Eurytop, phytoph, carniv	4		1			1
	<i>A. rufilabris</i> (Gyllenhal, 1827)	Lignicolous, carnivorous				2	2	
	<i>A. thoracica</i> (Linnaeus, 1758)	Eurytop, phytoph, carniv						1
Aderidae	<i>Anidorus nigrinus</i> (Germar, 1842)	Xylophagous, mycetoph			1			
Curculionidae	<i>Archarius pyrrioceras</i> (Marsham, 1802)	Arboreal, <i>Quercus</i>					1	
	<i>Brachysomus echinatus</i> (Bonsdorff, 1785)	Humicolous, polyph			1		1	
	<i>Coeliodes rana</i> (Fabricius, 1787)	Arboreal, <i>Quercus</i>			1			1

Table A1. Cont.

Higher Taxon	Species	Habitat	Kvam		Drangedal		Porsgrunn	Larvik
			1(B)	2(S)	3(S)	4(D)	5	6
	<i>Hylobius abietis</i> (Linnaeus, 1758)	Conifers		1				
	<i>Micrelus ericae</i> (Gyllenhal, 1813)	<i>Calluna, Erica</i>				1		
	<i>Orchestes quercus</i> (Linnaeus, 1758)	Arboreal, <i>Quercus</i>	6	1	1	2	1	1
	<i>Otiorhynchus scaber</i> (Linnaeus, 1758)	Arboreal, polyphagous		2	2	1		
	<i>O. singularis</i> (Linnaeus, 1767)	Arboreal, polyphagous	2	13	4	11		
	<i>Polydrusus cervinus</i> (Linnaeus, 1758)	Arboreal, polyphagous						1
	<i>P. tereticollis</i> (De Geer, 1775)	Arboreal, polyphagous	2					
	<i>Strophosoma capitatum</i> (De Geer, 1775)	Arboreal, polyphagous			39	34	2	11
	<i>S. melanogrammum</i> (Forster, 1771)	Arboreal, polyphagous		1				
Elateridae	<i>Athous haemorrhoidalis</i> (Fabricius, 1801)	Herbs, phytophagous			2			
	<i>A. subfuscus</i> (Müller, 1764)	Herbs, carnivorous	3	2	2	1		4
	<i>Dalopius marginatus</i> (Linnaeus, 1758)	Arboreal, polyphagous		1	2			1
	<i>Paraphotistius impressus</i> (Fabricius, 1792)	Arboreal, phytophagous		1				
Cryptophagidae	<i>Atomaria fuscata</i> (Schönherr, 1808)	Eurytop, saproph, mycetoph					2	
	<i>A. turgida</i> Erichson, 1846	Eurytop, saproph, mycetoph						1
	<i>Cryptophagus setulosus</i> Sturm, 1845	Xerophil, saproph, mycetoph		1				1
Byturidae	<i>Byturus tomentosus</i> (De Geer, 1774)	Arboreal, Rosaceae					1	
Cantharidae	<i>Cantharis figurata</i> Mannerheim, 1843	Eurytop, carnivorous	2					
	<i>Malthinus flaveolus</i> (Herbst, 1786)	Eurytop, carnivorous		6	6	1		5
	<i>M. seriepunctatus</i> Kiesenwetter, 1851	Thermoph, carnivorous, <i>Quercus</i>		1	3	32		
	<i>Malthodes brevicollis</i> (Paykull, 1798)	Carnivorous	2		2	1		3
	<i>M. crassicornis</i> (Mäklén, 1846)	Xerophilous, carniv				1		
	<i>M. fuscus</i> (Waltl, 1838)	Eurytop, carnivorous	1	1	2	2		6
	<i>M. guttifer</i> Kiesenwetter, 1852	Arboreal, <i>Salix</i> , carniv		12	1	27	19	2
	<i>M. marginatus</i> (Latreille, 1806)	Arboreal, carnivorous	1		1	3		
	<i>M. pumilus</i> (Brebisson, 1835)	Xerophilous, carniv		1	1	1		1
	<i>M. spathifer</i> Kiesenwetter, 1852	Eurytop, carnivorous	5	4	13	5		3
	<i>Podistra rufotestacea</i> (Letzner, 1845)	Eurytop, carnivorous			1			
	<i>Rhagonycha lignosa</i> (Müller, 1764)	Eurytop, carnivorous	2		9			
	<i>R. lutea</i> (Müller, 1764)	Eurytop, carnivorous		1				
	<i>R. nigriventris</i> Motschulsky, 1860	Eurytop, carnivorous	2		4		1	
Ciidae	<i>Cis festivus</i> (Panzer, 1793)	Eurytop, mycetoph			1			
	<i>C. glabratus</i> Mellié, 1848	Polypor, mycetoph					1	
	<i>C. vestitus</i> (Mellié, 1848)	Polypor, mycetoph, <i>Quercus</i>			2			2
	<i>Orthocis alni</i> (Gyllenhal, 1813)	Polypor, mycetoph	1			1		
Melandyridae	<i>Conopalpus testaceus</i> (Olivier, 1790)	Xylophagous, mycetoph, <i>Quercus</i>		1	1			
	<i>Orchesia micans</i> (Panzer, 1793)	Polypor, mycetoph						11
Latridiidae	<i>Corticarina minuta</i> (Fabricius, 1792)	Eurytop, mycetoph				1		
	<i>C. similata</i> (Gyllenhal, 1827)	Eurytop, mycetoph			3	5	2	1
	<i>Corticarina gibbosa</i> (Herbst, 1793)	Eurytop, mycetoph				2	1	
Chrysomelidae	<i>Cryptocephalus labiatus</i> (Linnaeus, 1761)	Arboreal, <i>Quercus</i>						1
	<i>Phratora laticollis</i> (Suffrian, 1851)	Arboreal, <i>Populus</i>		1				
Nitidulidae	<i>Cychramus variegatus</i> (Herbst, 1792)	Eurytop, mycetoph				2		
	<i>Epuraea unicolor</i> (Olivier, 1790)	Eurytop, saproph					6	
Scirtidae	<i>Cyphon coarctatus</i> Paykull, 1799	Hygroph, phytoph	2		6			
	<i>C. padi</i> (Linnaeus, 1758)	Hygroph, phytoph, <i>Sphagnum</i>	2					
	<i>Prionocyphon serricornis</i> (Müller, 1821)	Eurytop, saproph		2				
Dasytidae	<i>Dasytes aeratus</i> Stephens, 1829	Eurytop, carnivorous					1	
	<i>D. plumbeus</i> (Müller, 1776)	Eurytop, carnivorous		1				
Carabidae	<i>Dromius agilis</i> (Fabricius, 1787)	Arboreal, carnivorous			1			5
	<i>D. angustus</i> Brullé, 1834	Arboreal, carniv, <i>Pinus</i>			2			
	<i>D. quadrimaculatus</i> (Linnaeus, 1758)	Arboreal, carnivorous			1		7	
	<i>Philorhizus notatus</i> (Stephens, 1827)	Humus, xeroph, carniv					1	
Ptinidae	<i>Dryophilus pusillus</i> (Gyllenhal, 1808)	Xylophagous, <i>Pinus</i>						1
	<i>Grynobius planus</i> (Fabricius, 1787)	Xylophagous		1				
	<i>Ptinus subpillosus</i> Sturm, 1837	Phytop, saprophagous			1		3	1
	<i>P. villiger</i> (Reitter, 1884)	Humus, xylophagous				1		
Histeridae	<i>Gnathoncus buyssoni</i> Auzat, 1917	Eurytop, carnivorous					1	
Cerambycidae	<i>Leiopus linnei</i> Wallin, Nylander and Kvamme, 2009	Xylophagous, <i>Quercus</i>			3			1
	<i>Pogonocherus hispidulus</i> (Piller and Mitterpacher, 1783)	Xylophagous, Fagaceae				1		
Salpingidae	<i>Salpingus planirostris</i> (Fabricius, 1787)	Bark, carnivorous	4		2	2		
Silvanidae	<i>Silvanoprus fagi</i> (Guérin-Ménéville, 1844)	Eurytop, omnivorous			1			
Throscidae	<i>Trixagus carinifrons</i> (Bonvouloir, 1859)	Eurytop, arboreal			5			
	<i>T. dermestoides</i> (Linnaeus, 1766)	Eurytop, arboreal			10		1	
	<i>T. leseigneuri</i> Muona, 2002	Eurytop, arboreal			8			
Sum species: 84			19	28	39	29	21	26
Sum specimens 821			50	111	206	173	69	212

References

- Birtele, D.; Hardersen, S. Analysis of Vertical Stratification of Syrphidae (Diptera) in an Oak-Horn-Beam Forest in Northern Italy. *Ecol. Res.* **2012**, *27*, 755–763. [[CrossRef](#)]
- Bouget, C.; Brin, A.; Brustel, H. Exploring the «last Biotic Frontier»: Are Temperate Forest Canopies Special for Saproxyllic Beetles? *For. Ecol. Manag.* **2011**, *261*, 211–220. [[CrossRef](#)]
- Engen, S.; Sæther, B.E.; Sverdrup-Thygeson, A.; Grøtan, V.; Ødegaard, F. Assessment of species Diversity from species Abundance Distributions at Different Localities. *Oikos* **2008**, *117*, 738–748. [[CrossRef](#)]
- Gossner, M.; Liston, A.; Späth, J. Sawflies in the Crowns of Native and Exotic Trees, Sampled with Flight-Intercept Traps in Southern Germany. *Entomol. Gen.* **2007**, *30*, 273–282. [[CrossRef](#)]
- Gossner, M.; Engel, K.; Jessel, B. Plant and Arthropod Communities in Young Oak Stands: Are They Determined by Site History? *Biodivers. Conserv.* **2008**, *17*, 3165–3180. [[CrossRef](#)]
- Koponen, S.; Rinne, V.; Clayhills, T. Arthropods on Oak Branches in SW Finland, Collected by a New Trap Type. *Entomol. Fenn.* **1997**, *8*, 177–183. [[CrossRef](#)]
- Saure, C.; Kielhorn, K.-H. Netzflügler als Bewohner der Kronenregion von Eiche und Kiefer (Neuroptera: Coniopterygidae, Hemerobiidae, Chrysopidae). *Faun. Ökol. Mitt.* **1993**, *6*, 391–402.
- Sverdrup-Thygeson, A. Oaks in Norway: Hotspots for red-listed beetles (Coleoptera). In Proceedings of the 5th Symposium and Workshop on the Conservation of Saproxyllic Beetles, Luneberg, Germany, 14–16 June 2008.
- Vodka, S.; Konvička, M.; Čížek, L. Habitat Preferences of Oak-Feeding Xylophagous Beetles in a Temperate Woodland: Implications for Forest History and Management. *J. Insect Conserv.* **2009**, *13*, 553–562. [[CrossRef](#)]
- Widerberg, M.K.; Ranius, T.; Drobyshv, I.; Nilsson, U.; Lindbladh, M. Increased Openness around Retained Oaks Increases species Richness of Saproxyllic Beetles. *Biodivers. Conserv.* **2012**, *21*, 3035–3059. [[CrossRef](#)]
- Southwood, T.R.E.; Wint, G.R.E.; Kennedy, C.E.J.; Greenwood, S.R. The Composition of the Arthropod Fauna of the Canopies of Some species of Oak (*Quercus*). *Eur. J. Entomol.* **2005**, *102*, 65–72. [[CrossRef](#)]
- Disney, R.H.L. *Scuttle Flies: The Phoridae*; Chapman & Hall: London, UK, 1994.
- Mupepele, A.C.; Müller, T.; Dittrich, M.; Floren, A. Are Temperate Canopy Spiders Tree-Species Specific? *PLoS ONE* **2014**, *9*, e86571.
- Floren, A.; Schmidl, J. (Eds.) *Canopy Arthropod Research in Europe*; Bioform: Nuremberg, Germany, 2008.
- Gering, J.C.; Crist, T.O. Patterns of Beetle (Coleoptera) Diversity in Crowns of Representative Tree species in an Old-Growth Temperate Deciduous Forest. *Selbyana* **2000**, *21*, 38–47.
- Palacios-Vargas, J.G.; Iglesias, R.; Castaño-Meneses, G. Mites from Mexican Oak Canopies. *Insect Sci. Its Appl.* **2003**, *23*, 287–292. [[CrossRef](#)]
- Tovar-Sánchez, E. Canopy Arthropods Community within and among Oak species in Central Mexico. *Curr. Zool.* **2009**, *55*, 132–144. [[CrossRef](#)]
- Tovar-Sánchez, E.; Cano-Santana, Z.; Oyama, K. Canopy Arthropod Communities on Mexican Oaks at Sites with Different Disturbance Regimes. *Biol. Conserv.* **2003**, *115*, 79–87. [[CrossRef](#)]
- Tovar-Sánchez, E.; Valencia-Cuevas, L.; Castillo-Mendoza, E.; Mussali-Galante, P.; Pérez-Ruiz, R.V.; Mendoza, A. Association between Individual Genetic Diversity of Two Oak Host species and Canopy Arthropod Community Structure. *Eur. J. For. Res.* **2013**, *132*, 165–179. [[CrossRef](#)]
- Tovar-Sánchez, E.; Valencia-Cuevas, L.; Mussali-Galante, P.; Ramírez-Rodríguez, R.; Castillo-Mendoza, E. Effect of Host-Plant Genetic Diversity on Oak Canopy Arthropod Community Structure in Central Mexico. *Rev. Chil. Hist. Nat.* **2015**, *88*, 12. [[CrossRef](#)]
- Tovar-Sánchez, E.; Oyama, K. Community Structure of Canopy Arthropods Associated to *Quercus crassifolia* x *Quercus crassipes* Complex. *Oikos* **2006**, *112*, 370–381. [[CrossRef](#)]
- Valencia-Cuevas, L.; Tovar-Sánchez, E. Oak Canopy Arthropod Communities: Which Factors Shape its Structure? *Rev. Chil. Hist. Nat.* **2015**, *88*, 15. [[CrossRef](#)]
- Maldonado-Lopez, Y.; Vaca-Sanchez, M.S.; Gonzalez-Rodriguez, A.; Oyama, K.; Lopez-Barbosa, E.; Fagundes, M.; Cuevas-Reyes, P. Hybridization Increases Canopy Arthropod Diversity in the *Quercus affinis* x *Quercus laurina* Complex. *J. Insect Conserv.* **2018**, *22*, 781–793. [[CrossRef](#)]
- Barnard, P.C.; Brooks, S.J.; Stork, N.E. The Seasonality and Distribution of Neuroptera, Raphidioptera and Mecoptera on Oaks in Richmond Park, Surrey, as Revealed by Insecticide Knock-down Sampling. *J. Nat. Hist.* **1986**, *20*, 1321–1331. [[CrossRef](#)]
- Disney, R.H.L. Scuttle Flies (Diptera: Phoridae) from the Canopies of Oak Trees (Fagaceae) in Norway, Including 13 New species. *Nor. J. Entomol.* **2015**, *62*, 20–52.
- Dolek, M.; Freese-Hager, A.; Bussler, H.; Floren, A.; Liegl, A.; Schmidl, J. Ants on Oaks: Effects of Forest Structure on species Composition. *J. Insect Conserv.* **2009**, *13*, 367–375. [[CrossRef](#)]
- Köhler, A.; Menzel, F.; Thunes, K.H.; Söli, G.E.E. Black Fungus Gnats (Diptera: Sciaridae) in Oak Canopies: Description of *Bradysia quercina* Menzel & Köhler spec. nov. and New Records from Norway. *Stud. Dipterol.* **2014**, *20*, 325–331.
- Ozanne, C.M.P. A Comparison of the Canopy Arthropod Communities of Coniferous and Broad-Leaved Trees in the United Kingdom. *Selbyana* **1999**, *20*, 290–298.

29. Ozanne, C.M.P.; Speight, M.R.; Hambler, C.; Evans, H.F. Isolated Trees and Forest Patches: Patterns in Canopy Arthropod Abundance and Diversity in *Pinus sylvestris* (Scots Pine). *For. Ecol. Manag.* **2000**, *137*, 53–63. [[CrossRef](#)]
30. Pedley, S.M.; Martin, R.D.; Oxbrough, A.; Irwin, S.; Kelly, T.C.; O'Halloran, J. Commercial Spruce Plantations Support a Limited Canopy Fauna: Evidence from a Multi Taxa Comparison of Native and Plantation Forests. *For. Ecol. Manag.* **2014**, *314*, 172–182. [[CrossRef](#)]
31. Simandl, J. Canopy Arthropods on Scots Pine: Influence of Season and Stand Age on Community Structure and the Position of Sawflies (Diprionidae) in the Community. *For. Ecol. Manag.* **1993**, *62*, 85–98. [[CrossRef](#)]
32. Southwood, T.R.E.; Moran, V.C.; Kennedy, C.E.J. The Assessment of Arboreal Insect Fauna: Comparisons of Knockdown Sampling and Faunal Lists. *Ecol. Entomol.* **1982**, *7*, 331–340. [[CrossRef](#)]
33. Southwood, T.R.E.; Wint, G.R.E.; Kennedy, C.E.J.; Greenwood, S.R. Seasonality, Abundance, species Richness and Specificity of the Phytophagous Guild of Insects on Oak (*Quercus*) Canopies. *Eur. J. Entomol.* **2004**, *101*, 43–50. [[CrossRef](#)]
34. Stork, N.E.; Adis, J.; Didham, R.K. (Eds.) *Canopy Arthropods*; Chapman & Hall: London, UK, 1997.
35. Stork, N.E.; Hammond, P.M.; Russell, B.L.; Hadwen, W.L. The Spatial Distribution of Beetles within the Canopies of Oak Trees in Richmond Park, U.K. *Ecol. Entomol.* **2001**, *26*, 302–311. [[CrossRef](#)]
36. Stork, N.E.; Hammond, P.M. species Richness and Temporal Partitioning in the Beetle Fauna of Oak Trees (*Quercus robur*, L.) in Richmond Park, UK. *Insect Conserv. Divers.* **2013**, *6*, 67–81. [[CrossRef](#)]
37. Thunes, K.H.; Skartveit, J.; Gjerde, I. The Canopy Arthropods of Old and Mature Pine *Pinus sylvestris* in Norway. *Ecography* **2003**, *26*, 490–502. [[CrossRef](#)]
38. Thunes, K.H.; Skartveit, J.; Gjerde, I.; Stary, J.; Solhøy, T.; Fjellberg, A.; Kobro, S.; Nakahara, S.; Zur Strassen, R.; Szadziewski, R.; et al. The Arthropod Community of Scots Pine (*Pinus sylvestris*, L.) Canopies in Norway. *Entomol. Fenn.* **2004**, *15*, 65–90.
39. Stork, N.E.; Hammond, P.M. *Sampling Arthropods from Tree-Crowns by Fogging with Knockdown Insecticides: Lessons from Studies of Oak Tree Beetle Assemblages in Richmond Park (UK)*; Chapman & Hall: London, UK, 1997; pp. 3–26.
40. Ozanne, C.M.P. Techniques and methods for sampling canopy insects. In *Insect Sampling in Forest Ecosystems*; Leather, S., Ed.; Blackwell Science Ltd.: Oxford, UK, 2005; pp. 146–167.
41. Schmidt, M.; Jochheim, H.; Kersebaum, K.-C.; Lischeid, G.; Nendel, C. Gradients of Microclimate, Carbon and Nitrogen in Transition Zones of Fragmented Landscapes—a Review. *Agric. For. Meteorol.* **2017**, *232*, 659–671. [[CrossRef](#)]
42. EUFORGEN Distribution Map of *Quercus Robur*. Available online: <http://www.euforgen.org/species/quercus-robur/> (accessed on 9 March 2021).
43. EUFORGEN Distribution Map of *Quercus Petraea*. Available online: <http://www.euforgen.org/species/quercus-petraea/> (accessed on 9 March 2021).
44. Gao, T.; Hedblom, M.; Emilsson, T.; Nielsen, A.B. The Role of Forest Stand Structure as Biodiversity Indicator. *For. Ecol. Manag.* **2014**, *330*, 82–93. [[CrossRef](#)]
45. Eaton, E.; Caudullo, G.; Oliveira, S.; de Rigo, D. *Quercus robur* and *Quercus petraea* in Europe: Distribution, habitat, usage and threats. In *European Atlas of Forest Tree species*; San-Miguel-Ayanz, J., de Rigo, D., Caudullo, G., Houston Durrant, T., Mauri, A., Eds.; Publ. Off. EU: Luxembourg, 2016; pp. 160–163.
46. Holtan, D. *Kartlegging og Verdisetting av Naturtyper i Kvam*; Kvam Herad og Fylkesmannen i Hordaland; MVA-Rapport: Kvam Municipality, Norway, 2009; p. 103.
47. Fylkesmannen i Hordaland. *Forvaltningsplan for Berge Landskapsvernområde: Naturkvalitetar, Bevaringsmål og Forvaltningstiltak*; Fylkesmannen i Hordaland: Bergen, Norway, 2013; p. 64.
48. Sverdrup-Thygeson, A.; Laugsand, A.; Olberg, S. *Oppfølging av Handlingsplan for Sinoberbille 2009. Kartlegging i Froland og Drangedal Kommuner*; NINA Rapport: Lillehamme, Norway, 2009; p. 22.
49. IUCN. *Categories, Objectives and Criteria: Final Report of the Committee and Criteria of the CNPPA/IUCN*; IUCN: Morges, Switzerland, 1978.
50. Birkemoe, T.; Mehl, R.; Ottesen, P.; Riddervold, K.W.; Soleng, A.; Aak, A. *Kjemiske og Biologiske Bekjempelsesmidler Mot Skadedyr i Norge*; Skadedyr; Nasjonalt Folkehelseinstitutt: Oslo, Norway, 2005; pp. 1–82.
51. Schowalter, T.; Chao, J.-T. Canopy insect sampling. In *Measuring Arthropod Biodiversity*; Santos, J.C., Fernandes, G.W., Eds.; Springer: Cham, Switzerland, 2021; pp. 467–493.
52. De Jong, Y.; Verbeek, M.; Michelsen, V.; de Place Bjørn, P.; Los, W.; Steeman, F.; Bailly, N.; Basire, C.; Chylarecki, P.; Stloukal, E.; et al. Fauna Europaea—All European Animal species on the Web. *Biodivers. Data J.* **2014**, *2*, e4034. [[CrossRef](#)] [[PubMed](#)]
53. Colwell, R.K. EstimateS: Statistical Estimation of species Richness and Shared species from Samples. Available online: <http://purl.oclc.org/estimates2013> (accessed on 4 June 2021).
54. Chao, A. Estimating the Population Size for Capture-Recapture Data with Unequal Catchability. *Biometrics* **1987**, *43*, 783–791. [[CrossRef](#)] [[PubMed](#)]
55. Harrison, S.; Ross, S.J.; Lawton, J.J. Beta Diversity on Geographic Gradients in Britain. *J. Anim. Ecol.* **1992**, *61*, 151–158. [[CrossRef](#)]
56. ter Braak, C.J.; Šmilauer, P. CANOCO Reference Manual and CanoDraw for Windows User's Guide: Software for Canonical Community Ordination (Version 4.5). Available online: <https://research.wur.nl/en/publications/canoco-reference-manual-and-canodraw-for-windows-users-guide-soft> (accessed on 4 June 2021).
57. ter Braak, C.J. Ordination. In *Data Analysis in Community and Landscape Ecology*; Jongman, R.H., Ter Braak, C.J., van Tongeren, O.F.R., Eds.; Pudoc: Wageningen, The Netherlands, 1987; pp. 91–173.

58. Stur, E.; Ekrem, T. A Review of Norwegian *Gymnometriocnemus* (Diptera, Chironomidae) Including the Description of Two New species and a New Name for *Gymnometriocnemus volitans* (Goetghebuer) Ssensu Brundin. *ZooKeys* **2015**, *508*, 127–142. [[CrossRef](#)]
59. Japoshvili, G.; Hansen, L.O.; Sørlibråten, O. New Records of Aphelinidae (Hymenoptera, Chalcidoidea) from Norway, with Additional Information on Host Associations and Description of a New species. *Nor. J. Entomol.* **2015**, *62*, 110–116.
60. Korenko, S.; Kula, E.; Simon, V.; Michálková, V.; Pekár, S. Are Arboreal Spiders Associated with Particular Tree Canopies? *North West. J. Zool.* **2011**, *7*, 261–269.
61. Henriksen, S.; Hilmo, O. (Eds.) *Norsk Rødliste for Arter 2015*; Artsdatabanken: Trondheim, Norway, 2015.
62. Hopkin, S.P. *Biology of the Springtails (Insecta: Collembola)*; Oxford University Press: Oxford, UK, 1997.
63. Müller, J.; Goßner, M. Single Host Trees in a Closed Forest Canopy Matrix: A Highly Fragmented Landscape? *J. Appl. Entomol.* **2007**, *131*, 613–620. [[CrossRef](#)]
64. Sobek, S.; Goßner, M.M.; Scherber, C.; Steffan-Dewenter, I.; Tschardt, T. Tree Diversity Drives Abundance and Spatiotemporal SS-Diversity of True Bugs (Heteroptera). *Ecol. Entomol.* **2009**, *34*, 772–782. [[CrossRef](#)]
65. Yoshizawa, K.; Lienhard, C. In Search of the Sister Group of the True Lice: A Systematic Review of Booklice and Their Relatives, with an Updated Checklist of Liposcelididae (Insecta: Psocodea). *Arthropod Syst. Phylogeny* **2010**, *68*, 181–195.
66. Mockford, E.L. A New species of *Belaphopsocus* Badonnel (Psocodea: 'Psocoptera': Troctomorpha: Liposcelididae: Embidopsocinae) from Costa Rican Amber. *Life Excit. Biol.* **2015**, *3*, 207–212. [[CrossRef](#)]
67. Lienhard, C. Psocoptères euro-méditerranéens. *Faune Fr.* **1998**, *83*, 1–517.
68. Svensson, B.W.; Hall, K. *Nationalnyckeln till Sveriges flora och fauna. Stövsländor, Psocoptera*; ArtDatabanken, SLU: Uppsala, Sweden, 2010.
69. Kanervo, J.; Kozlov, M.V. Diversity and Abundance of Arboreal Psocids (Psocoptera) along Latitudinal Gradients in Northern Europe. *Eur. J. Entomol.* **2014**, *111*, 51–58. [[CrossRef](#)]
70. Gammelmo, Ø.; Søli, G. Notes on New and Interesting Diptera from Norway. *Nor. J. Entomol.* **2011**, *58*, 189–195.
71. Menzel, F.; Gammelmo, Ø.; Olsen, K.M.; Köhler, A. The Black Fungus Gnats (Diptera, Sciaridae) of Norway—Part I: species Records Published until December 2019, with an Updated Checklist. *ZooKeys* **2020**, *957*, 17–104. [[CrossRef](#)]
72. Menzel, F.; Schulz, U. Die Trauermücken in Deutschland—Ökosystemare Bedeutung, zöologische Koinzidenzen und bioindikatorisches Potential (Diptera: Sciaridae). *Beitr. Zur Entomol.* **2007**, *57*, 9–36. [[CrossRef](#)]
73. Hagan, D.V.; Hassold, E.; Kynde, B.; Szadziewski, R.; Thunes, K.H.; Skartveit, J.; Grogan, W.L., Jr. Ceratopogonidae from Forest Habitats in Norway. *Pol. J. Entomol.* **2000**, *69*, 465–476.
74. Hendry, G. *Midges in Scotland*, 4th ed.; Mercat Press: Edinburgh, Scotland, 2003.
75. Haenni, J.-P.; Greve, L. *Anapausis helvetica* Haenni, 1984 (Diptera; Scatopsidae), a species New to Fennoscandia and Denmark. *Nor. J. Entomol.* **2005**, *52*, 115–116.
76. Zuparko, R.L.; De Queiroz, D.L.; La Salle, J. Two New species of Tamarixia (Hymenoptera: Eulophidae) from Chile and Australia, Established as Biological Control Agents of Invasive Psyllids (Hemiptera: Calophyidae, Triozidae) in California. *Zootaxa* **2011**, *2921*, 13–27. [[CrossRef](#)]
77. Dan Mitroui, M. Pteromalidae (Hymenoptera: Chalcidoidea) New to Romania (I). *An. Stiintifice Ale Univ. Al.I. Cuza Iasi Biol. Anim.* **2004**, *50*, 85–88.
78. Sverdrup-Thygeson, A.; Skarpaas, O.; Ødegaard, F. Hollow Oaks and Beetle Conservation: The Significance of the Surroundings. *Biodivers. Conserv.* **2010**, *19*, 837–852. [[CrossRef](#)]
79. Leschen, R.A.B.; Lawrence, J.F.; Beutel, R.G.; Slipinski, A. (Eds.) *Handbook of Zoology. Arthropoda: Insecta. Coleoptera, Beetles Volume 2: Morphology and Systematics (Elateroidea, Bostrichiformia, Cucujiformia Partim)*; Walter de Gruyter GmbH: Berlin, Germany; New York, NY, USA, 2010.
80. Johnson, P.J. Throscidae Laporte 1840. In *American Beetles Polyphaga: Scarabaeoidea through Curculionoidea*; Arnett, R.H.J., Thomas, M.C., Skelly, P.E., Frank, J.H., Eds.; CRC Press: London, UK; New York, NY, USA; Washington, DC, USA, 2002; pp. 158–160.
81. Iden, K.; Isaksen, K.; Kristiansen, S.; Mamen, J.; Szewczyk-Bartnicka, H. *Været i Norge, Klimatologisk Månedsoversikt Juni 2011*; Met.no Info; Norwegian Meteorological Institute: Oslo, Norway, 2011.
82. Iden, K.; Isaksen, K.; Kristiansen, S.; Mamen, J.; Szewczyk-Bartnicka, H. *Været i Norge, Klimatologisk Månedsoversikt Juli 2011*; Met.no Info; Norwegian Meteorological Institute: Oslo, Norway, 2011.
83. Iden, K.; Kristiansen, S.; Mamen, J.; Szewczyk-Bartnicka, H.; Tilley Tajet, H.T. *Været i Norge, Klimatologisk Månedsoversikt Juni 2012*; Met.no Info; Norwegian Meteorological Institute: Oslo, Norway, 2012.
84. Gangstø, R.; Iden, K.; Kristiansen, S.; Mamen, J.; Szewczyk-Bartnicka, H.; Tilley Tajet, H.T. *Været i Norge, Klimatologisk Månedsoversikt Juli 2012*; Met.no Info; Norwegian Meteorological Institute: Oslo, Norway, 2012.
85. Butin, H. Effect of Endophytic Fungi from Oak (*Quercus robur* L.) on Mortality of Leaf Inhabiting Insects. *Eur. J. For. Pathol.* **1992**, *22*, 237–246. [[CrossRef](#)]
86. Faeth, S.E.; Hammond, K.E. Fungal Endophytes and Phytochemistry of Oak Foliage: Determinants of Oviposition Preference of Leafminers? *Oecologia* **1996**, *108*, 728–736. [[CrossRef](#)]
87. Finch, O.-D. Evaluation of Mature Conifer Plantations as Secondary Habitat for Epigeic Forest Arthropods (Coleoptera: Carabidae; Araneae). *For. Ecol. Manag.* **2005**, *204*, 21–34. [[CrossRef](#)]

88. Milberg, P.; Bergman, K.-O.; Johansson, H. Low Host-Tree Preferences among Saproxyllic Beetles: A Comparison of Four Deciduous species. *Insect Conserv. Divers.* **2014**, *7*, 508–522. [CrossRef]
89. Sunding, P.; Grindeland, J.M.; Foslie, M. Eik. Store Nor. Leks. 2021. Available online: <https://snl.no/vegetasjonsperiode> (accessed on 4 June 2021).
90. Wright, T.E.; Kasel, S.; Tausz, M.; Bennett, L.T. Edge Microclimate of Temperate Woodlands as Affected by Adjoining Land Use. *Agric. For. Meteorol.* **2010**, *150*, 1138–1146. [CrossRef]
91. Biedermann, R.; Niedringhaus, R. *Die Zikaden Deutschlands. Bestimmungstabellen für alle Arten*; Wissenschaftlich Akademischer Buchvertrieb: Berlin, Germany, 2009.
92. Böhme, J. *Katalog (Faunistische Übersicht); Die Käfer Mitteleuropas*; Elsevier GmbH: Berlin, Germany, 2005.
93. Brown, N.E.; Mitchell, S.C.; Garbary, D.J. Host Selection by Larvae of a Marine Insect *Halocladius variabilis*: Nutritional Dependency or Escape from Predation? *J. Mar. Biol. Assoc. UK* **2013**, *93*, 1373–1379. [CrossRef]
94. Chvála, M. Swarming, Mating and Feeding Habits in Empididae (Diptera), and Their Significance in Evolution of the Family. *Acta Entomol. Bohemoslov.* **1976**, *73*, 353–366.
95. Haenni, J.-P.; Greve, L. Faunistic Note about Norwegian Scatopsidae (Diptera), with Description of a New species. *Fauna Nor. Ser. B* **1995**, *42*, 71–82.
96. Haenni, J.-P.; Greve, L. New Records of Norwegian Scatopsidae (Diptera). *Nor. J. Entomol.* **2000**, *47*, 65–71.
97. Hirvenoja, M.; Palmén, E.; Hirvenoja, E. The Emergence of *Halocladius variabilis* (Staeger) (Diptera: Chironomidae) in the Surroundings of the Tvärminne Biological Station in the Northern Baltic Sea. *Entomol. Fenn.* **2006**, *17*, 87–89. [CrossRef]
98. Kvamme, T.; Wallin, H. Biological Notes and Distribution of *Leiopus* Audinet-Serville, 1835 (Coleoptera, Cerambycidae) in Norway. *Nor. J. Entomol.* **2013**, *60*, 119–125.
99. Menzel, F.; Smith, J.E.; Chandler, P.J. The Sciarid Fauna of the British Isles (Diptera: Sciaridae), Including Descriptions of Six New species. *Zool. J. Linn. Soc.* **2006**, *146*, 1–147. [CrossRef]
100. Negrobov, O. Family Dolichopodidae. In *Catalogue of the Palaearctic Diptera*; Soós, A., Papp, L., Eds.; Elsevier: Amsterdam, The Netherlands, 1991; Volume 7, pp. 11–139.
101. Niesiolowski, S. Empididae aquatic wodne wujkowate (Insecta Diptera). *Fauna Pol.* **1992**, *14*, 1–127.
102. Satchell, G.H. The Larvae of the British species of *Psychoda* (Diptera: Psychodidae). *Parasitology* **1947**, *38*, 51–69. [CrossRef]
103. Skartveit, J. Distribution and Flight Periods of *Bibio* Geoffroy, 1762 species (Diptera, Bibionidae) in Norway, with a Key to the species. *Fauna Nor. Ser. B* **1995**, *42*, 83–112.
104. Svensson, B.W. Fjärilsmygga-faunan i ett hagmarksområde och en ladugård i östra Blekinges skogsland. Med en översikt av familjen Psychodidae morfologi, systematik och utforskande, samt särskilt de svenska *Psychoda* s.l. -arternas biologi. *Entomol. Tidskr.* **2009**, *130*, 185–208.
105. Withers, P. Moth Flies (Diptera: Psychodidae). *Dipter. Dig.* **1989**, *4*, 1–83.
106. Japoshvili, G.; Hansen, L.O. New Records of Encyrtidae (Hymenoptera, Chalcidoidea) from Norway II. *Nor. J. Entomol.* **2013**, *60*, 68–72.
107. Japoshvili, G.; Hansen, L.O. New Records of Encyrtidae (Hymenoptera, Chalcidoidea) from Norway IV. *Nor. J. Entomol.* **2014**, *61*, 180–185.
108. Japoshvili, G.; Hansen, L.O. Revision of the Genus *Aphelinus* Dalman (Hymenoptera: Chalcidoidea: Aphelinidae). *Turk. J. Zool.* **2014**, *38*, 552–558. [CrossRef]
109. Oliver, P.G.; Meehan, C.J. *Woodlice—Synopses of the British Fauna (New Series)*; Field Studies Council: Shrewsbury, UK, 1993; Volume 49.
110. Gregor, F.; Rozkošný, R.; Barták, M.; Vaňhara, J. The Muscidae (Diptera) of Central Europe. *Folia Fac. Sci. Nat. Univ. Masaryk. Brun. Biol.* **2002**, *107*, 1–280.
111. Hennig, W. Anthomyiidae. In *Die Fliegen der Palaearktischen Region*; Lindner, E., Ed.; E. Schweizerbartsche Verlagsbuchhandlung: Stuttgart, Germany, 1976; Volume 1, pp. 1–974.
112. Hennig, W. Muscidae. In *Die Fliegen der Palaearktischen Region*; Lindner, E., Ed.; E. Schweizerbartsche Verlagsbuchhandlung: Stuttgart, Germany, 1964; Volume 2, pp. 1–1110.
113. Papp, L. Families of Heleomyzoidea. In *Contributions to a Manual of Palaearctic Diptera (with Special Reference to Flies of Economic Importance)—3. Higher Brachycera*; Papp, L., Darvas, B., Eds.; Science Herald: Hameln, Germany, 1998; pp. 425–455.
114. Rozkošný, R.; Gregor, F.; Pont, A.C. *The European Fanniidae (Diptera)*; Institute of Landscape Ecology: Münster, Germany, 1997.
115. Shatalkin, A.I. Keys to the palaeartic flies of the family Lauxaniidae (Diptera). *Zool. Issled.* **2000**, *5*, 1–102.
116. Schacht, W.; Kurina, O.; Merz, B.; Gaimari, S. Zweiflügler aus Bayern XXIII (Diptera: Lauxaniidae, Chamaemyiidae). *Z. Für Entomol.* **2004**, *25*, 41–80.
117. Freeman, P. Sciarid Flies. Diptera, Sciaridae. *Handb. Identif. Br. Insects* **1983**, *9*, 1–68.
118. Hippa, H.; Vilkkamaa, P.; Heller, K. Review of the Holarctic *Corynoptera* Winnertz, 1867, s. str. (Diptera, Sciaridae). *Zootaxa* **2010**, *2695*, 1–197. [CrossRef]
119. Frey, R. Entwurf einer neuen Klassifikation der Mückenfamilie Sciaridae (Lycoriidae). II. Die nordeuropäischen Arten. *Not. Entomol.* **1948**, *27*, 33–112.
120. Menzel, F.; Heller, K. Sechs neue Arten aus den Gattungen *Bradysia*, *Camptochaeta* und *Corynoptera* (Diptera: Sciaridae) nebst einigen Bemerkungen zur Nomenklatur europäischer Trauermücken. *Stud. Dipterol.* **2005**, *11*, 335–357.

121. Menzel, F.; Mohrig, W. Revision der Paläarktischen Arten von *Trichosia* Winnertz sensu Tuomikoski, 1960 (Diptera, Sciaridae)—Teil, I. Gattung *Trichosia* Winnertz, 1867. *Stud. Dipterol.* **1997**, *4*, 3–40.
122. Menzel, F.; Mohrig, W. Beiträge Zur Taxonomie und Faunistik der Paläarktischen Trauermücken (Diptera, Sciaridae). Teil VI—Neue Ergebnisse aus Typenuntersuchungen und die daraus resultierenden taxonomisch-nomenklatorischen Konsequenzen. *Stud. Dipterol.* **1998**, *5*, 351–378.
123. Menzel, F.; Mohrig, W. Revision der Paläarktischen Trauermücken (Diptera: Sciaridae). *Stud. Dipterol. Suppl.* **2000**, *6*, 1–761.
124. Mohrig, W. Zur Kenntnis flügelreduzierter Dipteren der Bodenstreu—I. Beitrag. *Wiss. Z. Ernst Moritz Arndt Univ. Greifswald Math. Nat. Reihe* **1969**, *18*, 53–59.
125. Mohrig, W.; Heller, K.; Hippa, H.; Vilkamaa, P.; Menzel, F. Revision of Black Fungus Gnats (Diptera: Sciaridae) of North America. *Stud. Dipterol.* **2013**, *19*, 141–286.
126. Shin, S.; Menzel, F.; Heller, K.; Lee, H.; Lee, S. Review of the Genus *Cratyna* Winnertz (Diptera: Sciaridae) in Korea, Including the Description of a New species. *Zootaxa* **2014**, *3794*, 344–354. [[CrossRef](#)]
127. Tuomikoski, R. Zur Kenntnis der Sciariden (Dipt.) Finnlands. *Ann. Zool. Soc. Zool. Bot. Fenn. Vanamo* **1960**, *21*, 1–164.
128. Wagner, E. Blindwanzen oder Miriden. In *Die Tierwelt Deutschlands und der Angrenzenden Meeresteile*; Dahl, F., Dahl, M., Bischoff, H., Eds.; Nature: Jena, Germany, 1952; Volume I–IV, pp. 1–218.
129. Wagner, E. Wanzen oder Heteropteren—I Pentatomorpha. In *Die Tierwelt Deutschlands und der angrenzenden Meeresteile*; Dahl, F., Dahl, M., Peus, F., Eds.; Nature: Jena, Germany, 1966; Volume I–VI, pp. 1–235.
130. Wagner, E. Wanzen oder Heteropteren—II Cimicomorpha. In *Die Tierwelt Deutschlands und der angrenzenden Meeresteile*; Dahl, F., Dahl, M., Peus, F., Eds.; Nature: Jena, Germany, 1967; Volume I–VI, pp. 1–179.
131. Wyniger, D. Taxonomy and Phylogeny of the Central European Bug Genus *Psallus* (Hemiptera, Miridae) and Faunistics of the Terrestrial Heteroptera of Basel and Surroundings (Hemiptera). Ph.D. Thesis, University of Basel, Basel, Switzerland, 2004.
132. Giljarov, M.S. (Ed.) *Opređelitel Obitajušičich v Počve Kleščej. Sarcoptiformes. [Key of Soil Mites. Sarcoptiformes]*; Nauka: Moscow, Russia, 1975.
133. Kunst, M. Nadkohorta pancířníci—Oribatei [Supercohort moss mites—Oribatei]. In *Klíč Zvířeny ČSSR [Key of the Fauna of Czechoslovakia]*; Daniel, M., Černý, V., Eds.; Academia: Prague, Czech Republic, 1971; Volume IV, pp. 531–580.
134. Weigmann, G. Hornmilben (Oribatida). Acari, Actinotrichida. In *Die Tierwelt Deutschlands*; Goecke & Evers: Keltern, Germany, 2006; Volume 76, pp. 1–520.
135. Assis Fonseca, E.C.M. Diptera: Dolichopodidae. *Handb. Identif. Br. Insects* **1978**, *IX*, 1–90.
136. Grichanov, I.Y. *A Checklist and Keys to North. European Genera and species of Dolichopodidae (Diptera)*; Plant Protection News Supplement 2006; All-Russian Institute of Plant Protection RAAS: St. Petersburg, Russia, 2006; pp. 1–61.
137. Negrobov, O.P. 29. Dolichopodidae. In *Die Fliegen der palaearktischen Region*; Lindner, E., Ed.; E. Schweizerbart: Stuttgart, Germany, 1974; Volume 4, pp. 273–353.
138. Douwes, P.; Abenius, J.; Cederberg, B.; Wahlstedt, U.; Hall, K.; Starkenberg, M.; Reisborg, C.; Östman, T. *Nationalnyckeln till Sveriges flora och fauna. Steklar: Myror—getingar. Hymenoptera: Formicidae—Vespididae*; ArtDatabanken, SLU: Uppsala, Sweden, 2012.
139. Kvamme, T.; Wetås, Å. *Revidert Liste Over Norske Maur. Inkludert Dialektale Navn og Forslag til Nye Norske navn*; Norsk Institutt for Skog og Landskap: Ås, Norway, 2010; pp. 1–127.
140. Seifert, B. *The Ants of Central and North. Europe*; Lutra Verlags- und Vertriebsgesellschaft: Tauer, Germany, 2018.
141. Contreras-Lichtenberg, R. Revision der Westpaläarktischen Arten des Genus *Glyptotendipes* Kieffer, 1913 (Insecta: Diptera, Nematocera, Chironomidae), Teil 2: Sg. *Glyptotendipes* s. str. Kieffer, 1913 Und Sg. *Trichotendipes* Heyn, 1993. *Ann. Nat. Mus. Wien.* **2001**, *103B*, 417–451.
142. Ekrem, T. A Taxonomic Review of the Genus *Stempellinella* (Diptera: Chironomidae). *J. Nat. Hist.* **2007**, *41*, 1367–1465. [[CrossRef](#)]
143. Ferrington, L.C.J.; Sæther, O.A. A Revision of the Genera *Pseudosmittia* Edwards, 1932, *Allocladius* Kieffer, 1913, and *Hydrosmittia* gen. n. (Diptera, Chironomidae, Orthocladiinae). *Zootaxa* **2011**, *2849*, 1–314. [[CrossRef](#)]
144. Fittkau, E.J. Die Tanypodinae (Diptera, Chironomidae). Die Tribus Anatopyniini, Macropeloplinae und Pentaneurini. *Abh. Zur Larvalsystematik Insekten* **1962**, *6*, 1–453.
145. Freeman, P. Two New species of Chironomidae (Dipt.) from Britain. *Entomol. Mon. Mag.* **1948**, *84*, 49–50.
146. Reiss, F. Die neue, europäisch verbreitete Chironomidengattung *Parapsectra* mit einem brachypteren Artvertreter aus Mooren (Diptera). *Arch. Für Hydrobiol.* **1969**, *66*, 192–211.
147. Hirvenoja, M. Revision der Gattung *Cricotopus* van der Wulp und ihrer Verwandten (Diptera, Chironomidae). *Ann. Zool. Fenn.* **1973**, *10*, 1–363.
148. Kownacki, P.H.; Zosidze, R. *Parametriocnemus stylatus adzharcicus* n. ssp. (Chironomidae, Diptera). *Bull. Acad. Pol. Sci.* **1973**, *21*, 127–130.
149. Langdon, P.H.; Pinder, L.C.V. Keys to the Adult Male Chironomidae of Britain and Ireland. *Freshw. Biol. Assoc. Sci. Publ.* **2007**, *64*, 168–239.
150. Langdon, P.H.; Vallenduuk, H.J. The Karyotype and Morphology of All Stages of *Chironomus (Chaetolabis) macani* Freeman, 1948 and *Chironomus (Chaetolabis) bitumineus* nom. nov. for *C. (C.) macani* Wiederholm, 1997 nec Freeman. *Lauterbornia* **2013**, *76*, 11–18.
151. Lehmann, J. Revision der europäischen Arten der Gattung *Parachironomus* Lenz (Diptera, Chironomidae). *Hydrobiologia* **1970**, *36*, 129–158. [[CrossRef](#)]

152. Lehmann, J. Revision der europäischen Arten der Gattung *Eukiefferiella* Thienemann (Diptera: Chironomidae). *Beitr. Zur Entomol.* **1972**, *22*, 347–405.
153. Schlee, D. Vergleichende Merksmalanalyse zur Morphologie und Phylogenie der *Corynoneura*-Gruppe (Diptera, Chironomidae). Zugleich eine allgemeine Morphologie der Chironomiden-Imago. *Stuttg. Beitr. Zur Naturkunde* **1968**, *180*, 1–150.
154. Stur, E.; Ekrem, T. A Revision of West Palaearctic species of the *Micropsectra atrofasciata* species Group (Diptera: Chironomidae). *Zool. J. Linn. Soc.* **2006**, *146*, 165–225. [[CrossRef](#)]
155. Sæther, O.A. *Metriocnemus* van Der Wulp: Seven New species, Revision of species, and New Records (Diptera: Chironomidae). *Ann. Limnol.* **1995**, *31*, 35–64. [[CrossRef](#)]
156. Sæther, O.A. *Metriocnemus* van Der Wulp: A New species and a Revision of species Described by Meigen, Zetterstedt, Stæger, Holmgren, Lundström and Strenzke (Diptera: Chironomidae). *Entomol. Scand.* **1989**, *19*, 393–430. [[CrossRef](#)]
157. Sæther, O.A. A Review of the Genus *Limnophyes* Eaton from the Holarctic and Afrotropical Regions (Diptera: Chironomidae, Orthoclaadiinae). *Entomol. Scand. Suppl.* **1990**, *35*, 1–135.
158. Sæther, O.A.; Halvorsen, G.A. Diagnoses of *Tvetenia* Kieff. emend., *Dratnalia* n. gen., and *Eukiefferiella* Thien. emend., with a Phylogeny of the *Cardiocladius* Group (Diptera: Chironomidae). *Entomol. Scand. Suppl.* **1981**, *15*, 269–285.
159. Sæther, O.A.; Sublette, J.E. A Review of the Genera *Doithrix* n. gen., *Georthocladus* Strenzke, *Parachaetocladus* Wülker and *Pseudorthocladus* Goetghebuer (Diptera: Chironomidae, Orthoclaadiinae). *Entomol. Scand. Suppl.* **1983**, *20*, 1–100.
160. Sæther, O.A.; Wang, X. Revision of the Genus *Paraphaenocladus* Thienemann, 1924 of the World (Diptera: Chironomidae, Orthoclaadiinae). *Entomol. Scand. Suppl.* **1995**, *48*, 1–69.
161. Chironomidae of the Holarctic Region. Keys and Diagnoses. Part 3. Adult Males. *Entomol. Scand. Suppl.* **1989**, *34*, 1–532.
162. Wülker, W. A *Lobochironomus*-species with 3 chromosomes ($2n = 6$)—the true *Chironomus* (*Lobochironomus*) *mendax* Storå (Diptera, Chironomidae). In *A festschrift Honoring Mary and Jim Sublette. Part 1: Taxonomy and Systematics of Chironomidae*; Berg, M.B., Ferrington, L.C.J., Hayford, B.L., Eds.; Kansas Entomological Society: Lawrence, KS, USA, 1999; Volume 71, pp. 304–314.
163. Podenas, S.; Byun, H.-W. New Limoniinae Crane Flies (Diptera: Limoniidae) of Korea. *J. species Res.* **2014**, *3*, 167–182. [[CrossRef](#)]
164. Podenas, S.; Geiger, W.; Haenni, J.-P.; Gonseth, Y. Limoniidae & Pediciidae de Suisse. *Fauna Helv.* **2006**, *14*, 1–375.